



Industrial installations

Connection and
fastening systems

OBO
BETTERMANN



Our products for your project Towards the future with OBO

Reliable, safe and of the highest quality: Product features such as installation speed, load capacity, functionality and availability are at the forefront of each of our innovations. Discover the whole range of OBO products – in a new structure, allowing us to deal in a more targeted manner with the needs of you, our customers.

It is our aim to be the first port of call for the best and most innovative connections for electrical and data technology infrastructure. Thus, when looking towards the future, we have asked ourselves what we can do to be the best possible partner you could ever imagine, also in the long term. Against this backdrop, we have optimised our structure once again, sharpened our profile and defined our services more clearly. The result: Three new areas of application, which replace our previous seven product units, in order to provide you with a contemporary and user-orientated visual identity and structure, for both products and communication. This helps you to find exactly the products you are looking for in an even faster and simpler manner.

In this catalogue, we will present the entire product variety of the industrial installations application area to you. This area gives our cable support systems and the connection and fastening systems a new lease of life and can offer you everything you require to equip industrial systems with an electrical infrastructure. Here, three attributes are of paramount importance to us: efficiency, load capacity and safety.

High demands are placed on products that are used in industrial environments. They must be able to withstand both weathering and environmental conditions, as well as mechanical loads. Our products from the industrial installations area are available in many different versions and allow installation and fastening on the floor, ceiling and wall, both indoors and outdoors. OBO can offer reliable solutions for every installation challenge in the industrial environment, in order to route and fasten cables safely.

OBO – simply better.

OBO Product Worlds



Industrial installations

- Cable trays
- Mesh cable trays
- Cable ladders
- Industrial ducts
- Support structures
- Electrical installation pipes
- Wiring ducts
- Power supply units
- Distributors
- Junction boxes
- Concealed and cavity wall installations
- Terminals
- Cable glands
- Installation and fastening clips
- Anchors and fastening systems

You can find additional products in our new Building installations and Safety and protective installations catalogues



Building installations

Cable routing and underfloor systems for administrative and functional buildings including architectural solutions

- Electrical installation ducts and trunking
- Device installation ducts and trunking
- Skirting trunking
- Service poles
- Underfloor applications, in screed
- Underfloor applications, in concrete
- Underfloor applications, on-floor
- Service outlets for underfloor applications
- Floor sockets and floor boxes
- Installation housing and support
- Tabletop sockets
- Sockets, switches, data and multimedia technology



Safety and protection installations

Lightning, surge and fire protection systems

- Surge protection
- Explosion protection
- Lightning protection
- Earthing
- Equipotential bonding
- Insulation
- Cable bandages – prevention of the spread of fire
- Escape route installations – false ceiling mounting
- Fire protection ducts
- Systems for the maintenance of electrical functionality – cable-specific routing variants
- Systems for the maintenance of electrical functionality – standard support structures and routing systems
- Systems for the maintenance of electrical functionality – FireBox T series junction boxes
- Anchoring systems

Contents



Electrical installation pipes

Page 10



Wiring ducts

Page 40



Power supply units

Page 80



Distributors

Page 106



Junction boxes

Page 122



Plaster and cavity wall installations

Page 168



Terminals

Page 186



Cable glands

Page 198



Installation and fastening clips

Page 250



Anchors and fastening systems

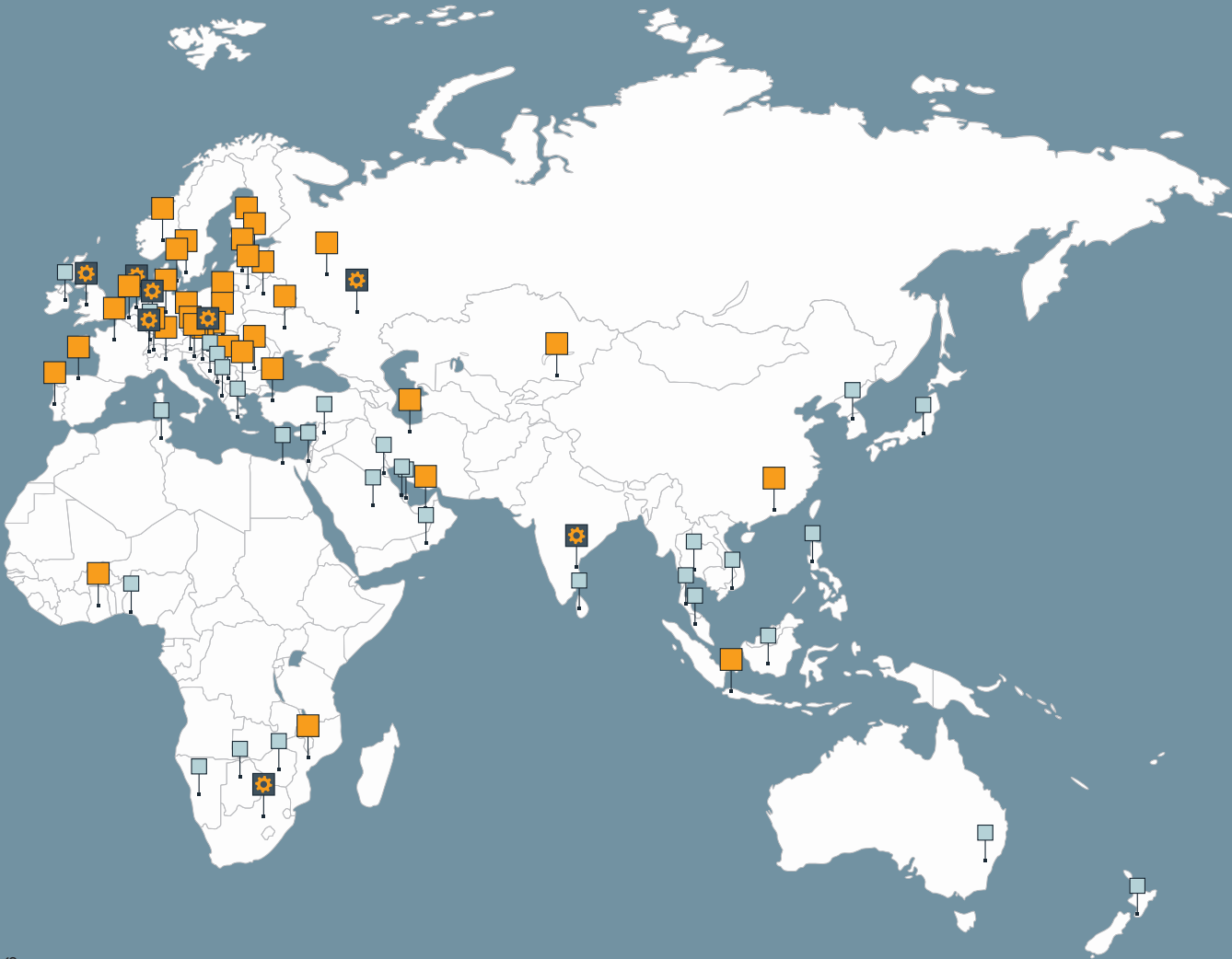
Page 304



Directories

Page 344





Production location




Subsidiary



Representative office

OBO Support & *contact*



***You have a
problem?
We have the
solution!***

OBO Bettermann is more than the sum of its products. In any situation, we are the reliable partner right by your side. You have a problem? We have the solution!

It doesn't matter in which area of industry our support is needed – from industrial and plant engineering to private, public and administrative buildings, as well as in the areas of mobility and renewable energies – we have everything that you need.

OBO can not only provide the entire electro-technical infrastructure with the best possible products. We can also support you with sound expert knowledge and more than 100 years of experience, right from the planning phase through to the realisation of your projects. OBO – solutions you can rely on.

What is OBO Support?

Every OBO product carries a plus inside it, which only a branded product can offer. It is developed, manufactured and tested with a high level of competence, from the idea right through to the final check. In addition, our specialists are available for consultation and can offer you assistance and training courses for products at any time.

Together with you, we plan your project and help you choose the right products, and are also available to you at any time should you need us. From flawless logistics through to practical information – we can provide support at every level. We can also offer security through certificates on the conformity of our products with the most important standards and directives.

We are as flexible as you are – because we know how practical people work and what is important to them. Each step is a plus – that is the OBO Support concept.

You can contact our Customer Service department on:

Monday to Friday
08:00 a.m. to 5:00 p.m.

Estonia: +372 6519870

Latvia: +371 67802050

Lithuania: +370 52375911

Estonia: obo@obo.ee

Latvia: obo@obo.lv

Lithuania: obo@obo.lt



Service



Training



Handling



Certification

Service – OBO can help

Everywhere and in every project phase:

- Highly competent hotline
- Product and system information, digitally or printed
- Selection and planning aids on the web, as an app, as a CAD application or in printed form
- 2D and 3D product data for planning
- Field service, branch offices and subsidiaries in 60 countries
- Engineering services for major projects

Training courses from OBO

- Seminars and workshops
- Local consultation and training courses
- Planner days

Handling – OBO delivers reliably

With optimised delivery processes:


- Reliable logistics
- Practical transport systems and packaging
- Loading gear handling and disposal concepts

Certification and guarantee







OBO offers safety. Our products fulfil the most important country-specific regulations:

- Conformity (e.g. IEC, VDE, CE, KEMA, KEUR, UL)
- Certification (e.g. DIN EN, DGNB)
- 5-year guarantee for surge protection products
- Guarantee management

Conduits



Conduits

	Electrical installation pipes, plug connection	12
	Electrical installation pipes, screw connection	20
	Fittings, electrical installation pipes, plug connection	26
	Fittings, electrical installation pipes, screw connection	30
	Connector	32
	Accessories, electrical installation pipes	36





Metal pipe systems

Protection against mechanical loads

OBO metal pipes are particularly suited to use under tough industrial conditions. They provide reliable protection against very heavy mechanical loads during cable routing.

The different material and surface qualities, from galvanized to painted, allow perfect adaptation to the requirements of the appropriate environment.

Maintenance of electrical function to E30/E90


Our steel pipes guarantee the maintenance of electrical function to E30/E90. They are thus ideal for the connection of safety-relevant equipment, such as smoke extraction systems.





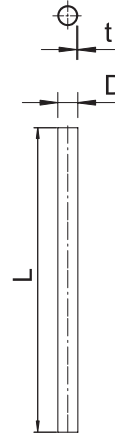
Armoured steel pipe without thread, electrogalvanised

Type	Dim.	Dim.	Dim.	Pack	Weight	Item no.
	D	L	t			
	mm	mm	mm	m	kg/100 m	
S16W G	16	3000	1	30	37.000	2046840
S20W G	20	3000	1	30	44.700	2046841
S25W G	25	3000	1.2	30	70.400	2046842
S32W G	32	3000	1.2	21	91.200	2046843
S40W G	40	3000	1.2	15	139.700	2046844
S50W G	50	3000	1.2	15	176.000	2046845
S63W G	63	3000	1.2	9	223.000	2046846



4 | 4 | 5 | 7 | 1

Electrical installation pipe without threaded ends according to EN 61386-1 for mechanical protection of cables. With burr-free inner wall.




Steel pipe, powder-coated



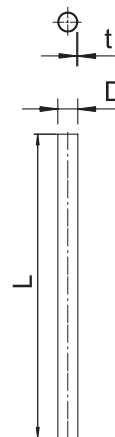
Armoured steel pipe without thread, black

Type	Dim.	Dim.	Dim.	Pack	Weight	Item no.
	D	L	t			
	mm	mm	mm	m	kg/100 m	
S16W SW	16	3000	1	30	37.000	2046565
S20W SW	20	3000	1	30	44.700	2046566
S25W SW	25	3000	1.2	30	70.400	2046567
S32W SW	32	3000	1.2	21	91.200	2046568
S40W SW	40	3000	1.2	15	139.700	2046569
S50W SW	50	3000	1.2	15	176.000	2046570
S63W SW	63	3000	1.2	9	223.000	2046571



4 | 4 | 5 | 6 | 1

Electrical installation pipe without threaded ends according to EN 61386-1 for mechanical protection of cables. With burr-free inner wall.



Steel pipe, hot-dip galvanised

Hot-dip galvanised steel pipe, without thread

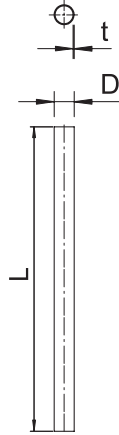
St FT
E30 E90 



4 | 4 | 5 | 7 | 1

Electrical installation pipe without threaded ends according to EN 61386-1 for mechanical protection of cables. With burr-free inner wall. Corrosion protection class 4 (high).

Type	Dim. D mm	Dim. L mm	Dim. t mm	Pack m	Weight kg/100 m	Item no.
S16W FT	16	3000	1	30	37.000	2046593
S20W FT	20	3000	1	30	44.700	2046594
S25W FT	25	3000	1.2	30	70.400	2046595
S32W FT	32	3000	1.2	21	91.200	2046596
S40W FT	40	3000	1.2	15	139.700	2046597
S50W FT	50	3000	1.2	15	176.000	2046598
S63W FT	63	3000	1.2	9	223.000	2046599



Stainless steel pipe

Stainless steel pipe, V2A

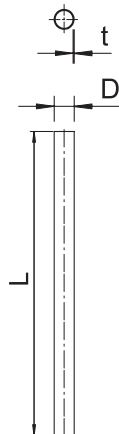
VA 2B
E30 E90



5 | 5 | 5 | 7 | 1

Electrical installation pipe without threaded ends to EN 61386-1 for mechanical protection of cables. With burr-free inner wall. Corrosion protection class 4 (high).
Classification according to DIN EN 61386-1: 555711404010

Type	Dim. D mm	Dim. L mm	Dim. t mm	Pack m	Weight kg/100 m	Item no.
S16W A2	16	3000	1	30	37.000	2046720
S20W A2	20	3000	1	30	46.900	2046721
S25W A2	25	3000	1	30	59.200	2046722
S32W A2	32	3000	1.2	21	91.200	2046723
S40W A2	40	3000	1.2	15	114.800	2046724
S50W A2	50	3000	1.5	15	179.400	2046725
S63W A2	63	3000	1.5	9	227.500	2046726





Aluminium pipes

Small weight – high protection.

Simple installation in any environment, both inside and outdoors.

- Less weight
- High resistance against compression and impact
- Corrosion resistant
- M16–M63
- Accessories: Bends and couplings
- Plug-in or threaded system

Aluminium pipe

Alu

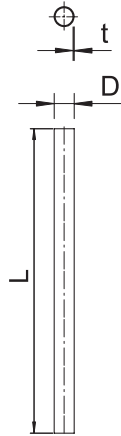
Aluminium pipe, without thread



4 | 4 | 5 | 6 | 1

Electrical installation pipe without threaded ends to EN 61386-1 for mechanical protection of cables. With burr-free inner wall.

Type	Dim.	Dim.	Dim.	Pack	Weight	Item no.
	D	L	t			
	mm	mm	mm	m	kg/100 m	
S16W ALU	16	3000	1.2	30	15.065	2046002
S20W ALU	20	3000	1.2	30	19.134	2046003
S25W ALU	25	3000	1.3	30	26.134	2046004
S32W ALU	32	3000	1.3	30	33.853	2046005
S40W ALU	40	3000	1.4	15	45.839	2046006
S50W ALU	50	3000	1.4	15	57.714	2046007
S63W ALU	63	3000	1.7	15	88.394	2046008





Quick pipe

The Quick pipe system combines the benefits of cable ducts and conventional electrical installation pipes to produce a single, intelligent system for surface-mounted installations.



- 4 sizes – M16-M32
- Two colours: White and grey
- Simple installation
- Retroinstallation possible
- VDE-approved



Cables are inserted in the open Quick pipe electrical installation pipes in the same way as with open cable ducting.




After the cable has been laid the Quick pipe is turned in the Quick clip, and thereby closed tightly.



Retro-fittings are also possible because the Quick pipe can be opened easily by turning it.

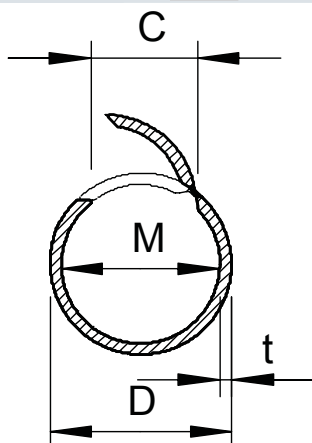
Quick Pipe system

Quick pipe




Open plastic Quick pipe pipe for surface-mounted routing of cables in interiors and protected outdoor areas. Mounting on wall and ceiling with Quick clip, starQuick clip and Multi-Quick clip. Toolless closing and opening through turning in the clip. Can be used in a temperature range of -25 to +60 °C.

Type	Size	Colour	Length mm	Dim. t mm	Dim. C mm	Dim. D mm	Dimen- sion M	Pack m	Weight kg/100 m	Item no.
2953 M16 LGR	M16	Light grey	2000	1.2	8.2	15.6	13.2	50	7.000	2153904
2953 M20 LGR	M20	Light grey	2000	1.5	10	20	17	40	11.500	2153912
2953 M25 LGR	M25	Light grey	2000	1.6	13.6	25	21.8	30	16.000	2153920
2953 M32 LGR	M32	Light grey	2000	1.7	17	32	28.6	20	21.500	2153939

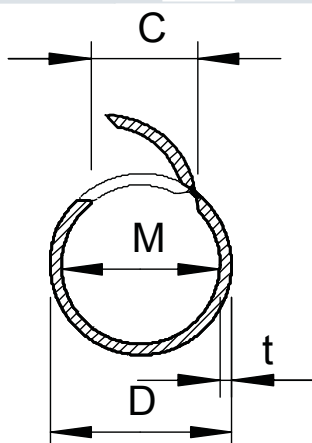


Quick pipe



Open plastic Quick pipe pipe for surface-mounted routing of cables in interiors and protected outdoor areas. Mounting on wall and ceiling with Quick clip, starQuick clip and Multi-Quick clip. Toolless closing and opening through turning in the clip. Can be used in a temperature range of -25 to +60 °C.

Type	Size	Colour	Length mm	Dim. t mm	Dim. C mm	Dim. D mm	Dimen- sion M	Pack m	Weight kg/100 m	Item no.
2953 M16 RW	M16	Pure white	2000	1.2	8.2	15.6	13.2	50	7.700	2153960
2953 M20 RW	M20	Pure white	2000	1.5	10	20	17	40	11.500	2153963
2953 M25 RW	M25	Pure white	2000	1.6	13.6	25	21.8	30	16.000	2153966
2953 M32 RW	M32	Pure white	2000	1.7	17	32	28.6	20	21.500	2153969




PVC



Set of Quick clips and Quick pipe pipes

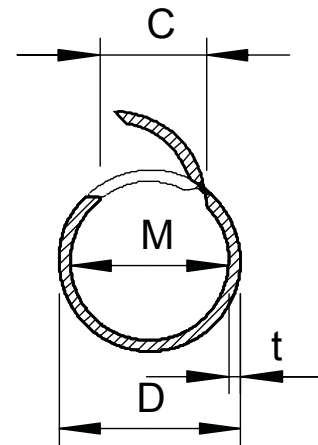
Type	Size	Colour	Set consisting of	Pack Piece	Weight kg/100 pc.	Item no.
2954 M16 LGR	M16	Light grey	50 m Quick pipe and 156x OBO Quick clip	1	444.000	2154501
2954 M20 LGR	M20	Light grey	40 m Quick pipe and 120x OBO Quick clip	1	508.000	2154528
2954 M25 LGR	M25	Light grey	30 m Quick pipe and 96x OBO Quick clip	1	517.000	2154536
2954 M32 LGR	M32	Light grey	20 m Quick pipe and 60x OBO Quick clip	1	479.000	2154544



Set consisting of Quick pipe electrical installation pipes and Quick clip surface-mounted clips. For surface-mounted routing of cables in interiors and protected outdoor areas. Universal fastening on wall and ceiling. Comprises 50 m of pipe each of 2 metres in length and 156 Quick clips. Can be used in a temperature range of -25 to +60 °C.

Type	Dimension M	Dim. t mm	Dim. C mm	Dim. D mm
2954 M16 LGR	13,2	1,2	8,2	15,6
2954 M20 LGR	17	1,5	10	20
2954 M25 LGR	21,8	1,6	13,6	25
2954 M32 LGR	28,6	1,7	17	32

Dimensions





Metal pipe systems

Protection against mechanical loads

OBO metal pipes are particularly suited to use under tough industrial conditions. They provide reliable protection against very heavy mechanical loads during cable routing.

The different material and surface qualities, from galvanized to painted, allow perfect adaptation to the requirements of the appropriate environment.

Maintenance of electrical function to E30/E90

Our steel pipes guarantee the maintenance of electrical function to E30/E90. They are thus ideal for the connection of safety-relevant equipment, such as smoke extraction systems.





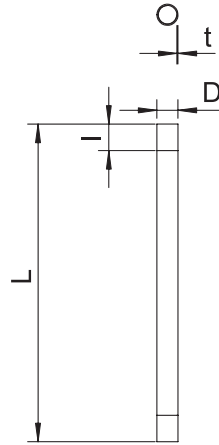
Electrogalvanised steel pipe, with thread

Type	Thread	Dim. D mm	Dim. L mm	Dim. l mm	Dim. t mm	Pack m	Weight kg/100 m	Item no.
SM16W G	M16x1,5	16	3000	13	1.3	30	50.390	2046861
SM20W G	M20x1,5	20	3000	13	1.5	30	66.667	2046862
SM25W G	M25x1,5	25	3000	18	1.5	30	92.290	2046863
SM32W G	M32x1,5	32	3000	18	1.5	21	120.000	2046864
SM40W G	M40x1,5	40	3000	20,5	1.5	15	151.450	2046865
SM50W G	M50x1,5	50	3000	25	1.5	15	190.000	2046866
SM63W G	M63x1,5	63	3000	25	1.7	9	287.700	2046867



5 | 5 | 5 | 7 | 1

Electrical installation pipe according to EN 61386-1 with threaded ends to EN 60423 for mechanical protection of cables. With burr-free inner wall. One coupling is already screwed onto each pipe.



Steel pipe, powder-coated



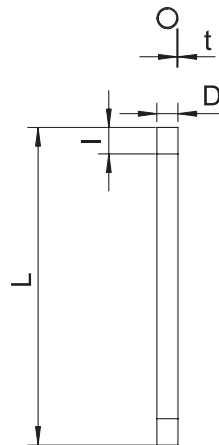
Armoured steel pipe with thread, black

Type	Thread	Dim. D mm	Dim. L mm	Dim. l mm	Dim. t mm	Colour	Pack m	Weight kg/100 m	Item no.
SM16W SW	M16x1,5	16	3000	13	1.3	Jet black	30	50.000	2046500
SM20W SW	M20x1,5	20	3000	13	1.5	Jet black	30	73.000	2046501
SM25W SW	M25x1,5	25	3000	18	1.5	Jet black	30	92.000	2046502
SM32W SW	M32x1,5	32	3000	18	1.5	Jet black	21	120.000	2046503
SM40W SW	M40x1,5	40	3000	20,5	1.5	Jet black	15	152.000	2046505
SM50W SW	M50x1,5	50	3000	25	1.5	Jet black	15	190.700	2046506
SM63W SW	M63x1,5	63	3000	25	1.7	Jet black	9	287.700	2046507



5 | 5 | 5 | 6 | 1

Electrical installation pipe according to EN 61386-1 with threaded ends to EN 60423 for mechanical protection of cables. With burr-free inner wall. One coupling is already screwed onto each pipe.



Steel pipe, hot-dip galvanised

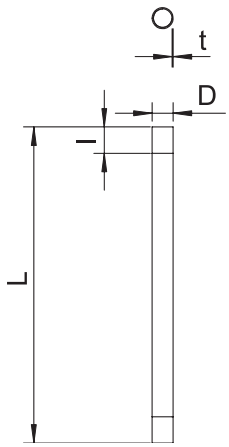
Hot-dip galvanised steel pipe, with thread



5 | 5 | 5 | 7 | 1

Electrical installation pipe according to EN 61386-1 with threaded ends to EN 60423 for mechanical protection of cables. With burr-free inner wall. Corrosion protection class 4 (high). One coupling is already screwed onto each pipe.

Type	Thread	Dim. D mm	Dim. L mm	Dim. l mm	Dim. t mm	Pack m	Weight kg/100 m	Item no.
SM16W FT	M16x1,5	16	3000	13	1.3	30	54.000	2046533
SM20W FT	M20x1,5	20	3000	13	1.5	30	79.000	2046534
SM25W FT	M25x1,5	25	3000	18	1.5	30	99.000	2046535
SM32W FT	M32x1,5	32	3000	18	1.5	21	130.000	2046536
SM40W FT	M40x1,5	40	3000	20.5	1.5	15	164.000	2046537
SM50W FT	M50x1,5	50	3000	25	1.5	15	206.000	2046538
SM63W FT	M63x1,5	63	3000	26	1.8	9	324.700	2046540





Aluminium pipes

Small weight – high protection.

Simple installation in any environment, both inside and outdoors.

- Less weight
- High resistance against compression and impact
- Corrosion resistant
- M16–M63
- Accessories: Bends and couplings
- Plug-in or threaded system

Aluminium pipe

Aluminium pipe, with thread

Alu

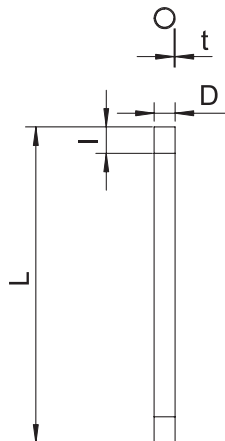
M




5 | 5 | 5 | 6 | 1

Electrical installation pipe to EN 61386-1 with threaded ends to DIN EN 60423 for mechanical protection of cables. With burr-free inner wall. One connection sleeve is already screwed onto each pipe.

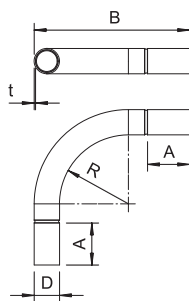
Type	Thread	Dim. D mm	Dim. L mm	Dim. l mm	Dim. t mm	Pack m	Weight kg/100 m	Item no.
SM16W ALU	M16x1,5	16	3000	15	1.6	30	19.543	2046032
SM20W ALU	M20x1,5	20	3000	15	1.9	30	29.170	2046033
SM25W ALU	M25x1,5	25	3000	20	1.9	30	37.230	2046034
SM32W ALU	M32x1,5	32	3000	20	1.9	30	48.510	2046035
SM40W ALU	M40x1,5	40	3000	20	1.9	15	61.403	2046036
SM50W ALU	M50x1,5	50	3000	25	2.1	15	85.323	2046037
SM63W ALU	M63x1,5	63	3000	25	2.1	15	108.480	2046038





Steel pipe bends, electrogalvanised

Electrogalvanised steel bend, without thread

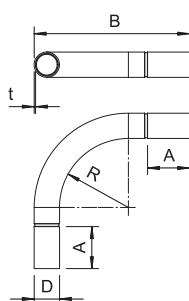


Type	Dim. A mm	Dim. B mm	Dim. D mm	Dim. R mm	Dim. t mm	Pack Piece	Weight kg/100 pc.	Item no.
SBN16 G	43.7	103	18.6	50	1	15	7.200	2046808
SBN20 G	53.7	155	22.6	90	1	25	13.300	2046809
SBN25 G	66.5	190	28	110	1.2	25	24.400	2046810
SBN32 G	86.5	254	35.1	150	1.2	20	41.000	2046811
SBN40 G	87.2	279	43.7	170	1.5	15	70.200	2046812
SBN50 G	131	358	54	200	1.5	5	111.800	2046813
SBN63 G	163	446	67	250	1.5	3	174.200	2046814

90° bend with moulded sleeves, for electrical installation pipes according to EN 61386-1.
With burr-free inner wall.

Steel pipe bends, powder-coated

Black powder-coated steel bend, without thread

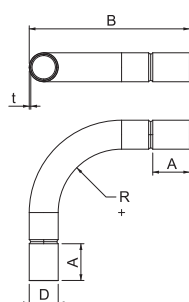


Type	Colour	Dim. A mm	Dim. B mm	Dim. D mm	Dim. R mm	Dim. t mm	Pack Piece	Weight kg/100 pc.	Item no.
SBN16 SW	Jet black	43.7	103	16.6	50	1	15	7.200	2046824
SBN20 SW	Jet black	53.7	155	20.6	90	1	25	13.300	2046825
SBN25 SW	Jet black	66.5	190	25.6	110	1.2	25	24.400	2046826
SBN32 SW	Jet black	86.5	254	32.7	150	1.2	20	41.000	2046827
SBN40 SW	Jet black	87.2	279	40.7	170	1.5	15	68.900	2046828
SBN50 SW	Jet black	131	358	51	200	1.5	5	111.800	2046829
SBN63 SW	Jet black	163	446	64	250	1.5	3	174.200	2046830

90° bend with moulded sleeves, for electrical installation pipes according to EN 61386-1.
With burr-free inner wall.

Steel pipe bends, hot-dip galvanised

Hot-dip galvanised steel bend, without thread



Type	Dim. A mm	Dim. B mm	Dim. D mm	Dim. R mm	Dim. t mm	Pack Piece	Weight kg/100 pc.	Item no.
SBN16 FT	43.7	103	16.6	50	1	15	7.200	2046816
SBN20 FT	53.7	155	20.6	90	1	25	13.300	2046817
SBN25 FT	66.5	190	25.6	110	1.2	25	24.400	2046818
SBN32 FT	86.5	254	32.7	150	1.2	20	41.000	2046819
SBN40 FT	87.2	279	40.7	170	1.5	15	68.900	2046820
SBN50 FT	131	358	51	200	1.5	5	111.800	2046821
SBN63 FT	163	446	64	250	1.5	3	174.200	2046822

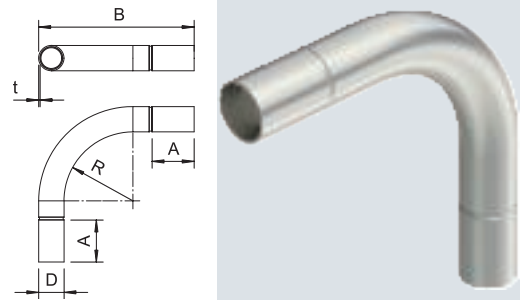
90° bend with moulded sleeves, for electrical installation pipes according to EN 61386-1.
With burr-free inner wall.

VA 2B
E30 E90

Stainless steel pipe bend, V4A

Type	Dim. A mm	Dim. B mm	Dim. D mm	Dim. R mm	Dim. t mm	Pack Piece	Weight kg/100 pc.	Item no.
SB16W A4	54	104	18.2	50	1	5	7.200	2046760
SB20W A4	66	156	22.2	90	1	10	13.300	2046761
SB25W A4	81.5	194	27.2	112.5	1	10	20.400	2046762
SB32W A4	104	250	34.7	146	1.25	10	42.000	2046763
SB40W A4	129	294	42.7	165	1.25	5	61.200	2046764
SB50W A4	158	408	52.7	250	1.25	5	79.500	2046765
SB63W A4	198	448	65.7	250	1.25	3	144.600	2046766

90° bend with moulded sleeves, for electrical installation pipes according to EN 61386-1. With burr-free inner wall.



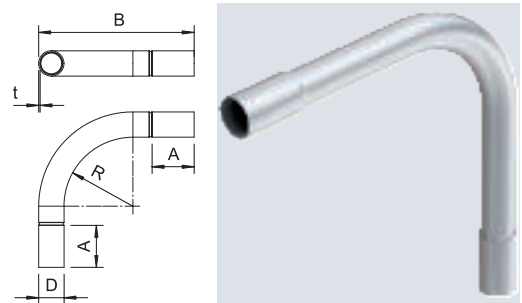
Aluminium pipe bends

Alu

Aluminium pipe bend, without thread

Type	Dim. A mm	Dim. B mm	Dim. D mm	Dim. R mm	Dim. t mm	Pack Piece	Weight kg/100 pc.	Item no.
SB16W ALU	78	151	16	64	1.2	15	2.350	2046012
SB20W ALU	80	171	20	80	1.2	25	5.500	2046013
SB25W ALU	93	209	25	102.5	1.3	25	9.000	2046014
SB32W ALU	105	253	32	131	1.3	20	14.100	2046015
SB40W ALU	115	302	40	165	1.4	15	22.400	2046016
SB50W ALU	128	360	50	205	1.4	5	35.400	2046017
SB63W ALU	135	425	63	256.5	1.7	3	59.500	2046018

90° bend with moulded sleeves, for electrical installation pipes according to EN 61386-1. With burr-free inner wall.



Quick Pipe bends

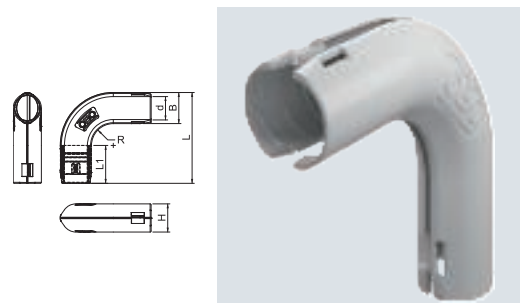
PP

IP 44 M

90° Quick pipe bend

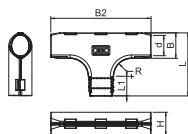
Type	Size	Colour	Dim. B mm	Dim. L mm	Pack Piece	Weight kg/100 pc.	Item no.
3000 BMS M16 LGR	M16	Light grey	21.4	69	10	0.592	2154052
3000 BMS M20 LGR	M20	Light grey	26.3	83.2	5	1.103	2154054
3000 BMS M25 LGR	M25	Light grey	31.2	91	5	1.514	2154056
3000 BMS M32 LGR	M32	Light grey	38.8	103	5	2.035	2154058
3000 BMS M16 RW	M16	Pure white	21.4	69	10	0.592	2154062
3000 BMS M20 RW	M20	Pure white	26.3	83.2	5	1.103	2154064
3000 BMS M25 RW	M25	Pure white	31.2	91	5	1.514	2154066
3000 BMS M32 RW	M32	Pure white	38.8	103	5	2.035	2154068

Fitting for plastic electrical installation pipes to create 90° bends. Suitable for Quick pipe pipes or corrugated pipes. Toolless closing and opening. Can be used in a temperature range of -25 to +60 °C.




Quick Pipe T pieces

Quick pipe T piece



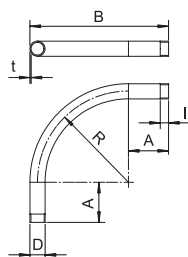
Type	Size	Colour	Dim. L mm	Dim. B mm	Dim. B2 mm	Pack Piece	Weight kg/100 pc.	Item no.
3000 TMS M16 LGR	M16	Light grey	58	21	94	10	0.798	2153839
3000 TMS M20 LGR	M20	Light grey	69	26	110	5	1.401	2153841
3000 TMS M25 LGR	M25	Light grey	77	31	123	5	1.977	2153843
3000 TMS M32 LGR	M32	Light grey	87	39	135	5	2.511	2153845
3000 TMS M16 RW	M16	Pure white	58	21	94	10	0.798	2153951
3000 TMS M20 RW	M20	Pure white	69	26	110	5	1.401	2153953
3000 TMS M25 RW	M25	Pure white	77	31	123	5	1.978	2153955
3000 TMS M32 RW	M32	Pure white	87	39	135	5	2.511	2153957

Fitting for plastic electrical installation pipes to create T branches. Suitable for Quick pipe pipes or corrugated pipes. Toolless closing and opening. Can be used in a temperature range of -25 to +60 °C.



Steel pipe bends, electrogalvanised

Electrogalvanised steel bend, with thread



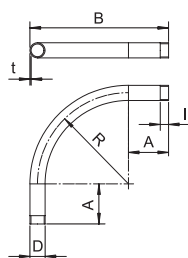
Type	Thread	Dim.	Dim.	Dim.	Dim.	Dim.	Dim.	Pack	Weight	Item no.
		A	B	D	I	R	t			
SBNM16 G	M16x1,5	45	103	16	13	50	1.4	15	10.400	2046778
SBNM20 G	M20x1,5	55	155	20	13	90	1.6	25	21.000	2046779
SBNM25 G	M25x1,5	68	190	25	18	110	1.6	25	33.000	2046780
SBNM32 G	M32x1,5	88	254	32	18	150	1.6	20	56.600	2046781
SBNM40 G	M40x1,5	89	279	40	20,5	170	1.6	15	77.600	2046782
SBNM50 G	M50x1,5	133	358	50	25	200	1.6	5	125.800	2046783
SBNM63 G	M63x1,5	165	446	63	25	250	1.8	3	227.000	2046784

90° bend for electrical installation pipes according to EN 61386-1 with threaded ends to DIN EN 60423. With burr-free inner wall.

One connection sleeve is already screwed onto each pipe bend.

Steel pipe bends, powder-coated

Black powder-coated steel bend, with thread



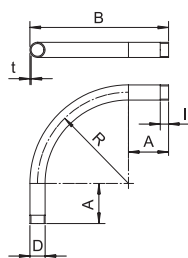
Type	Thread	Dim.	Dim.	Dim.	Dim.	Dim.	Dim.	Pack	Weight	Item no.
		A	B	D	I	R	t			
SBNM16 SW	M16x1,5	45	103	16	13	50	1.4	15	10.400	2046793
SBNM20 SW	M20x1,5	55	155	20	13	90	1.6	25	21.000	2046794
SBNM25 SW	M25x1,5	68	190	25	18	110	1.6	25	33.000	2046795
SBNM32 SW	M32x1,5	88	254	32	18	150	1.6	20	56.600	2046796
SBNM40 SW	M40x1,5	89	279	40	20,5	170	1.6	15	77.600	2046797
SBNM50 SW	M50x1,5	133	358	50	25	200	1.6	5	125.800	2046798
SBNM63 SW	M63x1,5	165	446	63	25	250	1.8	3	227.000	2046799

90° bend for electrical installation pipes according to EN 61386-1 with threaded ends to DIN EN 60423. With burr-free inner wall.

One connection sleeve is already screwed onto each pipe bend.

Steel pipe bends, hot-dip galvanised

Hot-dip galvanised steel bend, with thread



Type	Thread	Dim.	Dim.	Dim.	Dim.	Dim.	Dim.	Pack	Weight	Item no.
		A	B	D	I	R	t			
SBNM16 FT	M16x1,5	45	103	16	13	50	1.4	15	10.400	2046786
SBNM20 FT	M20x1,5	55	155	20	13	90	1.6	25	21.000	2046787
SBNM25 FT	M25x1,5	68	190	25	18	110	1.6	25	33.000	2046788
SBNM32 FT	M32x1,5	88	254	32	18	150	1.6	20	56.600	2046789
SBNM40 FT	M40x1,5	89	279	40	20,5	170	1.6	15	77.600	2046790
SBNM50 FT	M50x1,5	133	358	50	25	200	1.6	5	125.800	2046791
SBNM63 FT	M63x1,5	165	446	63	25	250	1.8	3	227.000	2046792

90° bend for electrical installation pipes according to EN 61386-1 with threaded ends to DIN EN 60423. With burr-free inner wall.

One connection sleeve is already screwed onto each pipe bend.

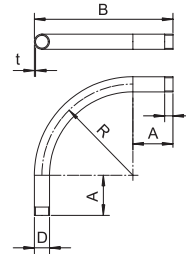
Alu

M

Aluminium pipe bend, with thread

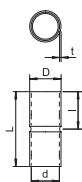
Type	Thread	Dim. A mm	Dim. B mm	Dim. D mm	Dim. l mm	Dim. R mm	Dim. t mm	Pack Piece	Weight kg/100 pc.	Item no.
SBM16W ALU	M16x1,5	78	150	16	15	64	1.6	15	3.300	2046042
SBM20W ALU	M20x1,5	80	170	20	15	80	1.9	25	7.300	2046043
SBM25W ALU	M25x1,5	93	208	25	20	102.5	1.9	25	11.500	2046044
SBM32W ALU	M32x1,5	105	252	32	20	131	1.9	20	20.000	2046045
SBM40W ALU	M40x1,5	115	300	40	20	165	1.9	15	27.300	2046046
SBM50W ALU	M50x1,5	128	358	50	25	205	2.1	5	49.500	2046047
SBM63W ALU	M63x1,5	135	423	63	25	256.5	2.1	3	78.400	2046048

90° bend for electrical installation pipes according to EN 61386-1 with threaded ends to DIN EN 60423. With burr-free inner wall.
One connection sleeve is already screwed onto each pipe bend.



Connector, steel pipe, electrogalvanised

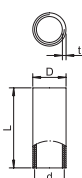
Armoured steel pipe connection sleeve without thread, electrogalvanised



Type	Dim. D mm	Dim. d mm	Dim. L mm	Dim. l mm	Dim. t mm	Pack Piece	Weight kg/100 pc.	Item no.
SV16W G	18.6	16.6	50	25	1	25	2.100	2046854
SV20W G	23.1	20.7	60	30	1.2	50	2.800	2046855
SV25W G	28.1	25.7	60	30	1.2	50	4.800	2046856
SV32W G	35.2	32.8	70	35	1.2	50	7.200	2046857
SV40W G	43.8	43.8	80	40	1.5	25	13.200	2046858
SV50W G	54	51	100	50	1.5	10	20.000	2046859
SV63W G	67	64	100	50	1.5	5	28.000	2046860

Accessory part: plug-in sleeve for the connections between electrical installation pipes. With burr-free inner wall.

Electrogalvanised steel sleeve, with thread

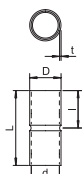


Type	Thread	Dim. D mm	Dim. d mm	Dim. L mm	Dim. l mm	Dim. t mm	Pack Piece	Weight kg/100 pc.	Item no.
SVM16W G	M16x1,5	18.5	16	26	2	2	25	2.110	2046875
SVM20W G	M20x1,5	22.5	20	30	2	2	50	3.000	2046876
SVM25W G	M25x1,5	27.5	25	40	2	2	50	5.030	2046877
SVM32W G	M32x1,5	35.5	32	40	2.5	2.5	50	8.800	2046878
SVM40W G	M40x1,5	43.5	40	45	2.5	2.5	25	11.370	2046879
SVM50W G	M50x1,5	53.5	50	54	2.5	2.5	10	16.970	2046880
SVM63W G	M63x1,5	68	63	60	3.2	3.2	5	30.670	2046881

Accessory part: coupling with thread according to EN 60423 to connect electrical installation pipes and 90° bends.

Connector, steel pipe, powder-coated

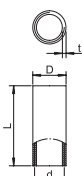
Armoured steel pipe connection sleeve without thread, black



Type	Dim. D mm	Dim. d mm	Dim. L mm	Dim. l mm	Dim. t mm	Colour	Pack Piece	Weight kg/100 pc.	Item no.
SV16W SW	18.6	16.6	50	25	1	Jet black	25	2.400	2046582
SV20W SW	23.1	20.7	60	30	1.2	Jet black	50	3.200	2046583
SV25W SW	28.1	25.7	60	30	1.2	Jet black	50	5.500	2046584
SV32W SW	35.2	32.8	70	35	1.2	Jet black	50	7.900	2046585
SV40W SW	43.8	40.8	80	40	1.5	Jet black	25	13.200	2046586
SV50W SW	54	51	100	50	1.5	Jet black	10	20.000	2046587
SV63W SW	67	64	100	50	1.5	Jet black	5	28.000	2046588

Accessory part: plug-in sleeve for the connections between electrical installation pipes. With burr-free inner wall.

Black powder-coated steel sleeve, with thread



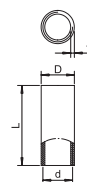
Type	Thread	Dim. D mm	Dim. d mm	Dim. L mm	Dim. l mm	Dim. t mm	Colour	Pack Piece	Weight kg/100 pc.	Item no.
SVM16W SW	M16x1,5	18.5	16	26	2	2	Jet black	25	2.100	2046522
SVM20W SW	M20x1,5	22.5	20	30	2	2	Jet black	50	3.400	2046523
SVM25W SW	M25x1,5	27.5	25	40	2	2	Jet black	50	5.000	2046524
SVM32W SW	M32x1,5	35.5	32	40	2.5	2.5	Jet black	50	8.800	2046525
SVM40W SW	M40x1,5	43.5	40	45	2.5	2.5	Jet black	25	11.400	2046526
SVM50W SW	M50x1,5	53.5	50	54	2.5	2.5	Jet black	10	17.000	2046527
SVM63W SW	M63x1,5	68	63	60	3.2	3.2	Jet black	5	30.700	2046528

Accessory part: coupling with thread according to EN 60423 to connect electrical installation pipes and 90° bends.

St
M E30 E90

Zinc-nickel coated steel sleeve, with thread

Type	Thread	Dim. D mm	Dim. d mm	Dim. L mm	Dim. t mm	Pack Piece	Weight kg/100 pc.	Item no.
SVM16W DN	M16x1,5	18,5	16	26	2	25	2.100	2046553
SVM20W DN	M20x1,5	22,5	20	30	2	50	3.000	2046554
SVM25W DN	M25x1,5	27,5	25	40	2	50	3.986	2046556
SVM32W DN	M32x1,5	35,5	32	40	2,5	50	8.800	2046557
SVM40W DN	M40x1,5	43,5	40	45	2,5	25	11.400	2046558
SVM50W DN	M50x1,5	53,5	50	54	2,5	10	17.000	2046559
SVM63W DN	M63x1,5	68	63	60	3,2	5	30.700	2046560

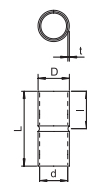


Accessory part: coupling with thread according to EN 60423 to connect electrical installation pipes and 90° bends.

St FT
E30 E90

Hot-dip galvanised steel sleeve, without thread

Type	Dim. D mm	Dim. d mm	Dim. L mm	Dim. l mm	Dim. t mm	Pack Piece	Weight kg/100 pc.	Item no.
SV16W FT	18,6	16,6	50	25	1	25	2.200	2046620
SV20W FT	23,1	20,7	60	30	1,2	50	3.200	2046621
SV25W FT	28,1	25,7	60	30	1,2	50	5.100	2046622
SV32W FT	35,2	32,8	70	35	1,2	50	7.500	2046623
SV40W FT	43,8	40,8	80	40	1,5	25	14.400	2046624
SV50W FT	54	51	100	50	1,5	10	22.000	2046625
SV63W FT	67	63	100	50	1,5	5	22.000	2046626



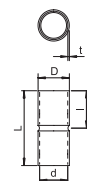
Accessory part: plug-in sleeve for the connections between electrical installation pipes. With burr-free inner wall.

Connector, stainless steel pipe

VA 2B
E30 E90

Stainless steel sleeve V4A

Type	Dim. D mm	Dim. d mm	Dim. L mm	Dim. l mm	Dim. t mm	Pack Piece	Weight kg/100 pc.	Item no.
SV16W A4	18,2	16,2	50	25	1	10	2.100	2046770
SV20W A4	22,2	20,2	60	30	1	15	3.200	2046771
SV25W A4	27,2	25,2	60	30	1	15	3.900	2046772
SV32W A4	34,7	32,2	70	35	1,25	15	7.300	2046773
SV40W A4	42,7	40,2	80	40	1,25	10	10.300	2046774
SV50W A4	52,8	50,2	100	50	1,3	5	16.700	2046775
SV63W A4	65,8	63,2	100	50	1,3	3	20.900	2046776



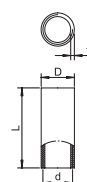
Accessory part: plug-in sleeve for the connections between electrical installation pipes. With burr-free inner wall.

Connector, aluminium pipe

Alu
M

Aluminium sleeve, with thread

Type	Thread	Dim. D mm	Dim. d mm	Dim. L mm	Dim. t mm	Pack Piece	Weight kg/100 pc.	Item no.
SVM16W ALU	M16x1,5	18,5	16	35	2,25	50	1.080	2046052
SVM20W ALU	M20x1,5	22,5	20	35	2,25	50	1.100	2046053
SVM25W ALU	M25x1,5	28	25	45	2,5	50	2.430	2046054
SVM32W ALU	M32x1,5	35	32	45	2,5	50	3.100	2046055
SVM40W ALU	M40x1,5	43,5	40	45	2,75	20	4.270	2046056
SVM50W ALU	M50x1,5	53,5	50	55	2,75	20	6.510	2046057
SVM63W ALU	M63x1,5	66,5	63	55	2,8	20	8.320	2046058

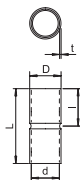


Accessory part: coupling with thread according to EN 60423 to connect electrical installation pipes and 90° bends.

Connector, aluminium pipe

Aluminium sleeve, without thread

Alu



Type	Dim. D mm	Dim. d mm	Dim. L mm	Dim. l mm	Dim. t mm	Dimen- sion M	Pack Piece	Weight kg/100 pc.	Item no.
SV16W ALU	18.6	16.2	40	20	1.2	16	50	0.700	2046022
SV20W ALU	22.6	20.2	50	25	1.2	20	50	1.300	2046023
SV25W ALU	27.6	25.2	60	30	1.2	25	50	1.900	2046024
SV32W ALU	34.6	32.2	70	35	1.2	32	50	2.400	2046025
SV40W ALU	43	40.2	70	35	1.4	40	20	4.000	2046026
SV50W ALU	53	50.2	90	45	1.4	50	20	6.100	2046027
SV63W ALU	66.2	63.2	110	55	1.5	63	20	9.000	2046028

Accessory part: plug-in sleeve for the connections between electrical installation pipes. With burr-free inner wall.

Quick pipe connecting

Quick pipe connection sleeve

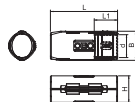
PP

IP
44

M


Fire
Resistant

D'E



Type	Size	Colour	Dim. L mm	Dim. B mm	Pack Piece	Weight kg/100 pc.	Item no.
3000 MMS M16 LGR	M16	Light grey	52	21	10	0.299	2154081
3000 MMS M20 LGR	M20	Light grey	65	26	10	0.581	2154083
3000 MMS M25 LGR	M25	Light grey	72	31	10	0.823	2154085
3000 MMS M32 LGR	M32	Light grey	80	39	10	1.095	2154087
3000 MMS M16 RW	M16	Pure white	52	21	10	0.299	2154091
3000 MMS M20 RW	M20	Pure white	65	26	10	0.581	2154093
3000 MMS M25 RW	M25	Pure white	72	31	10	0.823	2154095
3000 MMS M32 RW	M32	Pure white	80	39	10	1.095	2154097

Connection sleeve for plastic electrical installation pipes to create straight connections. Suitable for Quick pipe pipes or corrugated pipes. Toolless closing and opening. Can be used in a temperature range of -25 to $+60$ °C.



One pipe end cap for all applications.

For conduits - metric and PG size

For initial installation in accordance with applicable standards, for a quick repair or retrofitting

Retrofitting via the snap-lock

The 129 TB separable pipe end sleeve from OBO simplifies work

Small cause – big expense: The remounting of missing or defective pipe end caps on electrical installation pipes has always been an unpopular and costly task. Now, the separable pipe end cap means that this is no longer the case. Open, plug it on, push it together – and you're done! Without any need to dismantle the installation. Of course, the pipe end cap makes your work easier even during initial installations.

PE



Pipe end cap, splittable, metric, light grey

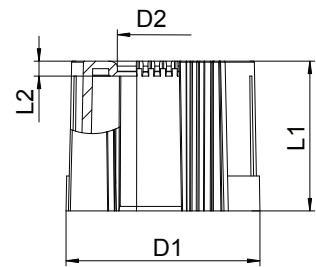
Type	Size	Dim. D1 mm	Dim. D2 mm	Dim. L1 mm	Dim. L2 mm	Colour	Pack Piece	Weight kg/100 pc.	Item no.
129 TB M16	M16	20	10	30	3	Light grey	50	0.400	2047812
129 TB M20	M20	24	13.4	30	3	Light grey	50	0.440	2047831
129 TB M25	M25	30	18.4	30	3	Light grey	50	0.500	2047839
129 TB M32	M32	36	25.4	30	3	Light grey	50	0.656	2047855
129 TB M40	M40	44	33.4	30	3	Light grey	30	0.790	2047863
129 TB M50	M50	53	43	30	3	Light grey	30	0.935	2047890
129 TB M63	M63	67	56	30	3	Light grey	20	1.140	2047898



Separable pipe end cap to slot onto metric electrical installation pipes.
The separable pipe end cap can be used for repairs on existing installations according to regulations. It is not necessary to disconnect the cables, allowing quick mounting.

Type	Dim. D1 mm	Dim. D2 mm	Dim. L1 mm	Dim. L2 mm
129 TB M16	20	10	30	3
129 TB M20	24	13.4	30	3
129 TB M25	30	18.4	30	3
129 TB M32	36	25.4	30	3
129 TB M40	44	33.4	30	3
129 TB M50	53	43	30	3
129 TB M63	67	56	30	3

Dimensions



PE



Pipe end cap, splittable, metric, black

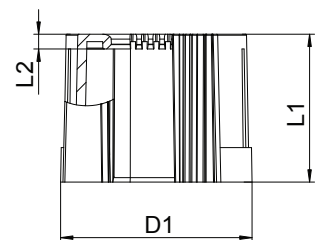
Type	Size	Dim. D1 mm	Dim. D2 mm	Dim. L1 mm	Dim. L2 mm	Colour	Pack Piece	Weight kg/100 pc.	Item no.
129 TB M16 SW	M16	20	10	30	3	Black	50	0.400	2047936
129 TB M20 SW	M20	24	13.4	30	3	Black	50	0.440	2047944
129 TB M25 SW	M25	30	18.4	30	3	Black	50	0.500	2047952
129 TB M32 SW	M32	36	25.4	30	3	Black	50	0.656	2047971
129 TB M40 SW	M40	44	33.4	30	3	Black	30	0.790	2047979
129 TB M50 SW	M50	53	43	30	3	Black	30	0.935	2047987
129 TB M63 SW	M63	67	56	30	3	Black	20	1.140	2047995



Separable pipe end cap to slot onto metric electrical installation pipes.
The separable pipe end cap can be used for repairs on existing installations according to regulations. It is not necessary to disconnect the cables, allowing quick mounting.

Type	Dim. D1 mm	Dim. D2 mm	Dim. L1 mm	Dim. L2 mm
129 TB M16 SW	20	10	30	3
129 TB M20 SW	24	13.4	30	3
129 TB M25 SW	30	18.4	30	3
129 TB M32 SW	36	25.4	30	3
129 TB M40 SW	44	33.4	30	3
129 TB M50 SW	53	43	30	3
129 TB M63 SW	67	56	30	3

Dimensions



Pipe system accessories

IP 44 M

Quick pipe shears



Type	Cutting area mm	Pack Piece	Weight kg/100 pc.	Item no.
SQ 1632	16-32	1	40.000	2153572

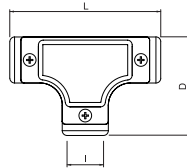
Shears for burr-free cutting of Quick Wire electrical installation pipe Ø 16–32 mm.

Control pieces

Control T piece without thread

AIG

IP 54




Type	Size	Dim. D mm	Dim. L mm	Dim. I mm	Pack Piece	Weight kg/100 pc.	Item no.
SKT16W ALU	16	47.5	72	16	5	6.900	2047588
SKT20W ALU	20	65	102	20	5	12.900	2047589
SKT25W ALU	25	75	115	25	5	21.500	2047590
SKT32W ALU	32	96	156	32	4	45.300	2047591
SKT40W ALU	40	96	156	40	4	32.800	2047592
SKT50W ALU	50	124.5	194	50	2	53.100	2047593


Die-cast aluminium T piece, for mounting in pipe sections as a junction. Removable cover for easier cable routing and later checking.



Wiring ducts



Wiring ducts

	LK4 wiring ducts	42
	LKV wiring ducts	54
	Wiring trunking HF METRA	66
	Accessories, wiring ducts	74



Precise measurements, tested quality

Wiring ducts by OBO Bettermann



HALOGEN
FREE



OBO wiring ducts stand out through a wide range of benefits:

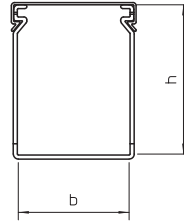
- Stable duct with high-quality thicknesses
- Exact predetermined breaking points in the strut and base area
- Soft, burr-free slot, rounded tabs
- Cut edges rounded and deburred in the closing area
- Secure positioning of the covers through optimum closing contours
- Wire retaining nose allows wiring without wire retaining clamp

PVC

Wiring trunking, type LK4 15015

Type	Colour	Length mm	Dimension		Pack m	Weight kg/100 m	Item no.
			W x H mm				
LK4 15015	Stone grey	2000	15x15		2	12.000	6178001

Wiring trunking including cover and base perforation. The nominal dimension of the system size corresponds to the internal dimension of the trunking. Special lengths on request.

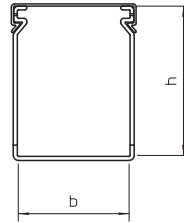


PVC

Wiring trunking, type LK4 30015

Type	Colour	Length mm	Dimension		Pack m	Weight kg/100 m	Item no.
			W x H mm				
LK4 30015	Stone grey	2000	15x30		2	18.000	6178003

Wiring trunking including cover and base perforation. The nominal dimension of the system size corresponds to the internal dimension of the trunking. Special lengths on request.


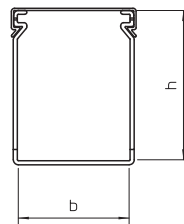


PVC

Wiring trunking, type LK4 30025

Type	Colour	Length mm	Dimension		Pack m	Weight kg/100 m	Item no.
			W x H mm				
LK4 30025	Stone grey	2000	25x30		2	28.000	6178005

Wiring trunking including cover and base perforation. The nominal dimension of the system size corresponds to the internal dimension of the trunking. Special lengths on request.

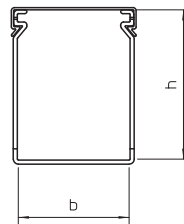


PVC

Wiring trunking, type LK4 40025

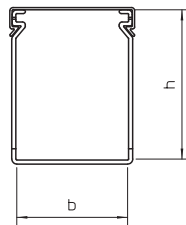
Type	Colour	Length mm	Dimension		Pack m	Weight kg/100 m	Item no.
			W x H mm				
LK4 40025	Stone grey	2000	25x40		2	36.500	6178010

Wiring trunking including cover and base perforation. The nominal dimension of the system size corresponds to the internal dimension of the trunking. Special lengths on request.



Wiring trunking, type LK4 40040

PVC

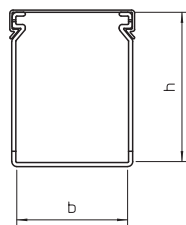



Type	Colour	Dimension		Pack	Weight	Item no.
		Length	W x H			
LK4 40040	Stone grey	2000	40x40	2	44.000	6178012

Wiring trunking including cover and base perforation. The nominal dimension of the system size corresponds to the internal dimension of the trunking. Special lengths on request.

Wiring trunking, type LK4 40060

PVC

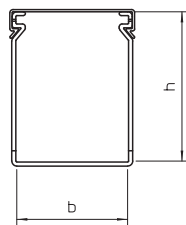



Type	Colour	Dimension		Pack	Weight	Item no.
		Length	W x H			
LK4 40060	Stone grey	2000	60x40	2	57.000	6178014

Wiring trunking including cover and base perforation. The nominal dimension of the system size corresponds to the internal dimension of the trunking. Special lengths on request.

Wiring trunking, type LK4 40080

PVC

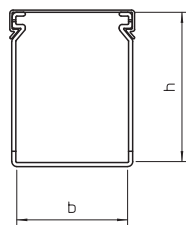



Type	Colour	Dimension		Pack	Weight	Item no.
		Length	W x H			
LK4 40080	Stone grey	2000	80x40	2	71.000	6178016

Wiring trunking including cover and base perforation. The nominal dimension of the system size corresponds to the internal dimension of the trunking. Special lengths on request.

Wiring trunking, type LK4 40100

PVC



Type	Colour	Dimension		Pack	Weight	Item no.
		Length	W x H			
LK4 40100	Stone grey	2000	100x40	2	85.500	6178018

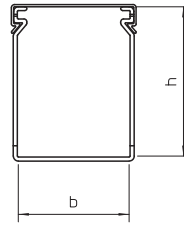
Wiring trunking including cover and base perforation. The nominal dimension of the system size corresponds to the internal dimension of the trunking. Special lengths on request.

PVC

Wiring trunking, type LK4 60015

Type	Colour	Length mm	Dimension		Pack m	Weight kg/100 m	Item no.
			W x H mm				
LK4 60015	Stone grey	2000	15x60		2	32.500	6178026

Wiring trunking including cover and base perforation. The nominal dimension of the system size corresponds to the internal dimension of the trunking. Special lengths on request.

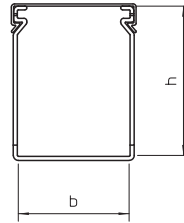


PVC

Wiring trunking, type LK4 60025

Type	Colour	Length mm	Dimension		Pack m	Weight kg/100 m	Item no.
			W x H mm				
LK4 60025	Stone grey	2000	25x60		2	46.000	6178028

Wiring trunking including cover and base perforation. The nominal dimension of the system size corresponds to the internal dimension of the trunking. Special lengths on request.

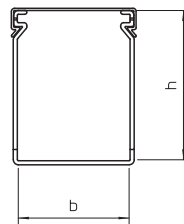


PVC

Wiring trunking, type LK4 60040

Type	Colour	Length mm	Dimension		Pack m	Weight kg/100 m	Item no.
			W x H mm				
LK4 60040	Stone grey	2000	40x60		2	53.500	6178031

Wiring trunking including cover and base perforation. The nominal dimension of the system size corresponds to the internal dimension of the trunking. Special lengths on request.


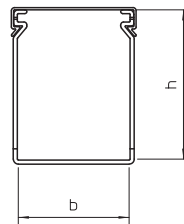


PVC

Wiring trunking, type LK4 60060

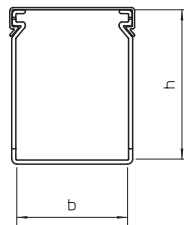

Type	Colour	Length mm	Dimension		Pack m	Weight kg/100 m	Item no.
			W x H mm				
LK4 60060	Stone grey	2000	60x60		2	64.500	6178033

Wiring trunking including cover and base perforation. The nominal dimension of the system size corresponds to the internal dimension of the trunking. Special lengths on request.



Wiring trunking, type LK4 60080

PVC

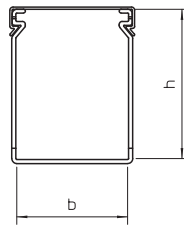



Type	Colour	Dimension		Pack	Weight	Item no.
		Length	W x H			
LK4 60080	Stone grey	2000	80x60	2	82.500	6178035

Wiring trunking including cover and base perforation. The nominal dimension of the system size corresponds to the internal dimension of the trunking. Special lengths on request.

Wiring trunking, type LK4 60100

PVC

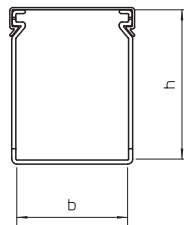



Type	Colour	Dimension		Pack	Weight	Item no.
		Length	W x H			
LK4 60100	Stone grey	2000	100x60	2	100.000	6178037

Wiring trunking including cover and base perforation. The nominal dimension of the system size corresponds to the internal dimension of the trunking. Special lengths on request.

Wiring trunking, type LK4 60120

PVC

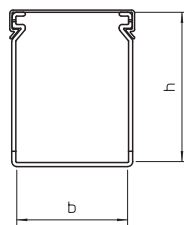


Type	Colour	Dimension		Pack	Weight	Item no.
		Length	W x H			
LK4 60120	Stone grey	2000	120x60	2	117.000	6178039

Wiring trunking including cover and base perforation. The nominal dimension of the system size corresponds to the internal dimension of the trunking. Special lengths on request.

Wiring trunking, type LK4 80025

PVC



Type	Colour	Dimension		Pack	Weight	Item no.
		Length	W x H			
LK4 80025	Stone grey	2000	25x80	2	61.000	6178050


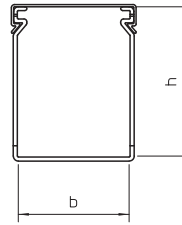
Wiring trunking including cover and base perforation. The nominal dimension of the system size corresponds to the internal dimension of the trunking. Special lengths on request.

PVC

Wiring trunking, type LK4 80025

Type	Colour	Length mm	Dimension		Pack m	Weight kg/100 m	Item no.
			W x H mm				
LK4 80025	Stone grey	2000	25x80		32	61.000	6178940

Wiring trunking including cover and base perforation. The nominal dimension of the system size corresponds to the internal dimension of the trunking. Special lengths on request.


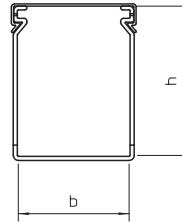


PVC

Wiring trunking, type LK4 80040

Type	Colour	Length mm	Dimension		Pack m	Weight kg/100 m	Item no.
			W x H mm				
LK4 80040	Stone grey	2000	40x80		2	64.500	6178052

Wiring trunking including cover and base perforation. The nominal dimension of the system size corresponds to the internal dimension of the trunking. Special lengths on request.

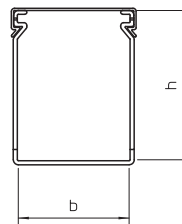


PVC

Wiring trunking, type LK4 80060

Type	Colour	Length mm	Dimension		Pack m	Weight kg/100 m	Item no.
			W x H mm				
LK4 80060	Stone grey	2000	60x80		2	76.000	6178054

Wiring trunking including cover and base perforation. The nominal dimension of the system size corresponds to the internal dimension of the trunking. Special lengths on request.

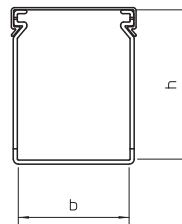


PVC

Wiring trunking, type LK4 80080

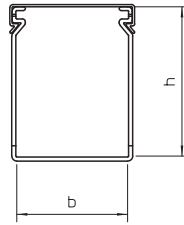

Type	Colour	Length mm	Dimension		Pack m	Weight kg/100 m	Item no.
			W x H mm				
LK4 80080	Stone grey	2000	80x80		2	95.500	6178056

Wiring trunking including cover and base perforation. The nominal dimension of the system size corresponds to the internal dimension of the trunking. Special lengths on request.



Wiring trunking, type LK4 80100

PVC

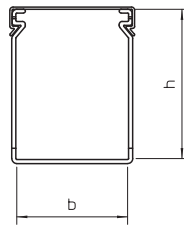



Type	Colour	Dimension		Pack	Weight		Item no.
		Length	W x H		m	kg/100 m	
LK4 80100	Stone grey	2000	100x80	2	111.500		6178059

Wiring trunking including cover and base perforation. The nominal dimension of the system size corresponds to the internal dimension of the trunking. Special lengths on request.

Wiring trunking, type LK4 80100

PVC

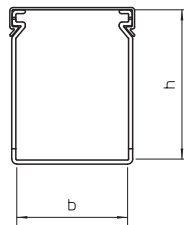



Type	Colour	Dimension		Pack	Weight		Item no.
		Length	W x H		Piece	kg/100 pc.	
LK4 80100	Stone grey	2400	100x80	96	267.600		6178024

Wiring trunking including cover and base perforation. The nominal dimension of the system size corresponds to the internal dimension of the trunking. Special lengths on request.

Wiring trunking, type LK4 80120

PVC



Type	Colour	Dimension		Pack	Weight		Item no.
		Length	W x H		m	kg/100 m	
LK4 80120	Stone grey	2000	120x80	2	128.500		6178061

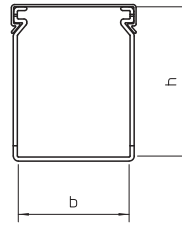
Wiring trunking including cover and base perforation. The nominal dimension of the system size corresponds to the internal dimension of the trunking. Special lengths on request.

PVC

Wiring duct, type LK4/N 60015

Type	Colour	Length mm	Dimension		Pack m	Weight kg/100 m	Item no.
			W x H mm				
LK4 N 60015	Stone grey	2000	15x60		2	41.000	6178201

Wiring trunking including cover and base perforation, tapering in the side slots stops the cables from falling out.

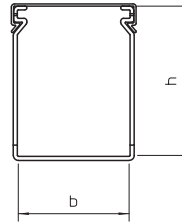


PVC

Wiring trunking, type LK4/N 60025

Type	Colour	Length mm	Dimension		Pack m	Weight kg/100 m	Item no.
			W x H mm				
LK4 N 60025	Stone grey	2000	25x60		2	48.500	6178203

Wiring trunking including cover and base perforation, tapering in the side slots stops the cables from falling out. The nominal dimension of the system size corresponds to the internal dimension of the trunking. Special lengths on request.


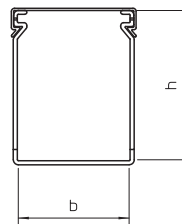


PVC

Wiring trunking, type LK4/N 60040

Type	Colour	Length mm	Dimension		Pack m	Weight kg/100 m	Item no.
			W x H mm				
LK4 N 60040	Stone grey	2000	40x60		2	56.000	6178205

Wiring trunking including cover and base perforation, tapering in the side slots stops the cables from falling out. The nominal dimension of the system size corresponds to the internal dimension of the trunking. Special lengths on request.


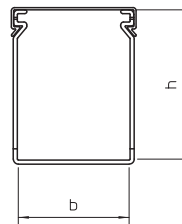


PVC

Wiring trunking, type LK4/N 60060

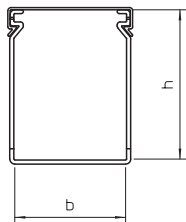

Type	Colour	Length mm	Dimension		Pack m	Weight kg/100 m	Item no.
			W x H mm				
LK4 N 60060	Stone grey	2000	60x60		2	68.000	6178207

Wiring trunking including cover and base perforation, tapering in the side slots stops the cables from falling out. The nominal dimension of the system size corresponds to the internal dimension of the trunking. Special lengths on request.



Wiring trunking, type LK4/N 60080

PVC

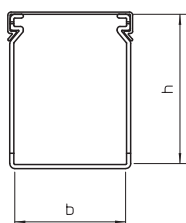


Type	Colour	Dimension		Pack	Weight	Item no.
		Length mm	W x H mm			
LK4 N 60080	Stone grey	2000	80x60	2	87.000	6178209

Wiring trunking including cover and base perforation, tapering in the side slots stops the cables from falling out. The nominal dimension of the system size corresponds to the internal dimension of the trunking. Special lengths on request.

Wiring trunking, type LK4/N 60100

PVC

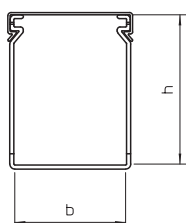


Type	Colour	Dimension		Pack	Weight	Item no.
		Length mm	W x H mm			
LK4 N 60100	Stone grey	2000	100x60	16	105.500	6178211

Wiring trunking including cover and base perforation, tapering in the side slots stops the cables from falling out. The nominal dimension of the system size corresponds to the internal dimension of the trunking. Special lengths on request.

Wiring trunking, type LK4/N 60120

PVC

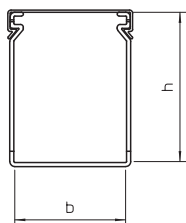



Type	Colour	Dimension		Pack	Weight	Item no.
		Length mm	W x H mm			
LK4 N 60120	Stone grey	2000	120x60	8	120.500	6178213

Wiring trunking including cover and base perforation, tapering in the side slots stops the cables from falling out. The nominal dimension of the system size corresponds to the internal dimension of the trunking. Special lengths on request.

Wiring trunking, type LK4/N 80025

PVC



Type	Colour	Dimension		Pack	Weight	Item no.
		Length mm	W x H mm			
LK4 N 80025	Stone grey	2000	25x80	2	65.000	6178225


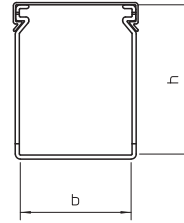
Wiring trunking including cover and base perforation, tapering in the side slots stops the cables from falling out. The nominal dimension of the system size corresponds to the internal dimension of the trunking. Special lengths on request.

PVC

Wiring trunking, type LK4/N 80040

Type	Colour	Length mm	Dimension		Pack m	Weight kg/100 m	Item no.
			W x H mm				
LK4 N 80040	Stone grey	2000	40x80		2	73.500	6178227

Wiring trunking including cover and base perforation, tapering in the side slots stops the cables from falling out. The nominal dimension of the system size corresponds to the internal dimension of the trunking. Special lengths on request.


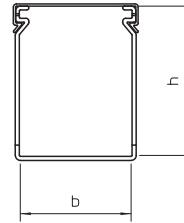


PVC

Wiring duct, type LK4/N 80060

Type	Colour	Length mm	Dimension		Pack m	Weight kg/100 m	Item no.
			W x H mm				
LK4 N 80060	Stone grey	2000	60x80		2	82.000	6178229

Wiring trunking including cover and base perforation, tapering in the side slots stops the cables from falling out. The nominal dimension of the system size corresponds to the internal dimension of the trunking. Special lengths on request.


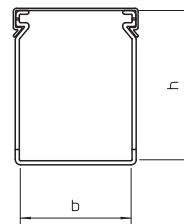


PVC

Wiring trunking, type LK4/N 80080

Type	Colour	Length mm	Dimension		Pack m	Weight kg/100 m	Item no.
			W x H mm				
LK4 N 80080	Stone grey	2000	80x80		2	101.000	6178231

Wiring trunking including cover and base perforation, tapering in the side slots stops the cables from falling out. The nominal dimension of the system size corresponds to the internal dimension of the trunking. Special lengths on request.


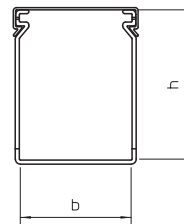


PVC

Wiring trunking, type LK4/N 80100

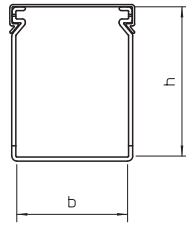

Type	Colour	Length mm	Dimension		Pack m	Weight kg/100 m	Item no.
			W x H mm				
LK4 N 80100	Stone grey	2000	100x80		2	116.500	6178233

Wiring trunking including cover and base perforation, tapering in the side slots stops the cables from falling out. The nominal dimension of the system size corresponds to the internal dimension of the trunking. Special lengths on request.



Wiring trunking, type LK4/N 80120

PVC



Type	Colour	Dimension		Pack	Weight		Item no.
		Length mm	W x H mm		m	kg/100 m	
LK4 N 80120	Stone grey	2000	120x80	2	133.500	6178236	

Wiring trunking including cover and base perforation, tapering in the side slots stops the cables from falling out. The nominal dimension of the system size corresponds to the internal dimension of the trunking. Special lengths on request.



Precise measurements, tested quality

Wiring ducts by OBO Bettermann



HALOGEN
FREE



OBO wiring ducts stand out through a wide range of benefits:

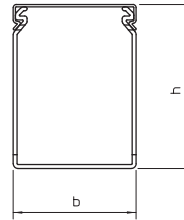
- Stable duct with high-quality thicknesses
- Exact predetermined breaking points in the strut and base area
- Soft, burr-free slot, rounded tabs
- Cut edges rounded and deburred in the closing area
- Secure positioning of the covers through optimum closing contours
- Wire retaining nose allows wiring without wire retaining clamp

PVC

Wiring trunking, type LKV 25025

Type	Colour	Length mm	Dimension		Pack m	Weight kg/100 m	Item no.
			W x H mm				
LKV 25025	Stone grey	2000	25x25		32	24.000	6178302

Wiring trunking to DIN EN 50085-2-3 including cover and base perforation. Special lengths on request.

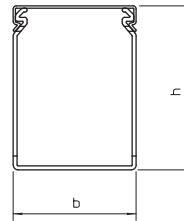


PVC

Wiring trunking, type LKV 37025

Type	Colour	Length mm	Dimension		Pack m	Weight kg/100 m	Item no.
			W x H mm				
LKV 37025	Stone grey	2000	25x37,5		32	31.500	6178305

Wiring trunking to DIN EN 50085-2-3 including cover and base perforation. Special lengths on request.


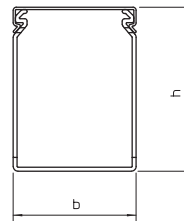


PVC

Wiring trunking, type LKV 37037

Type	Colour	Length mm	Dimension		Pack m	Weight kg/100 m	Item no.
			W x H mm				
LKV 37037	Stone grey	2000	37,5x37,5		60	40.500	6178307

Wiring trunking to DIN EN 50085-2-3 including cover and base perforation. Special lengths on request.

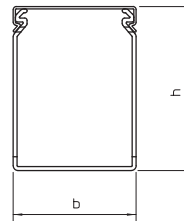


PVC

Wiring trunking, type LKV 50025

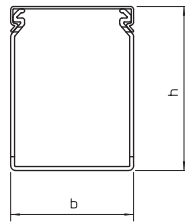
Type	Colour	Length mm	Dimension		Pack m	Weight kg/100 m	Item no.
			W x H mm				
LKV 50025	Stone grey	2000	25x50		60	35.500	6178310

Wiring trunking to DIN EN 50085-2-3 including cover and base perforation. Special lengths on request.



Wiring trunking, type LKV 50037

PVC

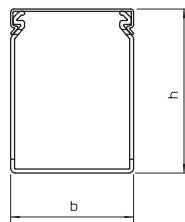


Type	Colour	Length mm	Dimension W x H mm		Pack m	Weight kg/100 m	Item no.
			mm	mm			
LKV 50037	Stone grey	2000	37,5	50	48	44.500	6178312

Wiring trunking to DIN EN 50085-2-3 including cover and base perforation. Special lengths on request.

Wiring trunking, type LKV 50050

PVC

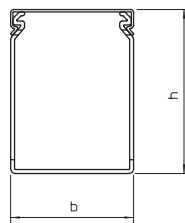



Type	Colour	Length mm	Dimension W x H mm		Pack m	Weight kg/100 m	Item no.
			mm	mm			
LKV 50050	Stone grey	2000	50	50	36	50.000	6178314

Wiring trunking to DIN EN 50085-2-3 including cover and base perforation. Special lengths on request.

Wiring trunking, type LKV 50075

PVC

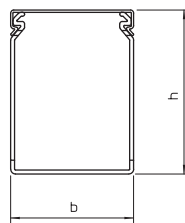



Type	Colour	Length mm	Dimension W x H mm		Pack m	Weight kg/100 m	Item no.
			mm	mm			
LKV 50075	Stone grey	2000	75	50	24	66.000	6178316

Wiring trunking to DIN EN 50085-2-3 including cover and base perforation. Special lengths on request.

Wiring trunking, type LKV 75025

PVC



Type	Colour	Length mm	Dimension W x H mm		Pack m	Weight kg/100 m	Item no.
			mm	mm			
LKV 75025	Stone grey	2000	25	75	40	48.500	6178320


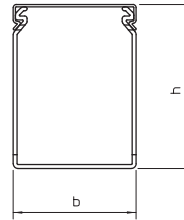
Wiring trunking to DIN EN 50085-2-3 including cover and base perforation. Special lengths on request.

PVC

Wiring trunking, type LKV 75037

Type	Colour	Length mm	Dimension W x H mm		Pack m	Weight kg/100 m	Item no.
			W	H			
LKV 75037	Stone grey	2000	37,5	75	32	58.500	6178322

Wiring trunking to DIN EN 50085-2-3 including cover and base perforation. Special lengths on request.

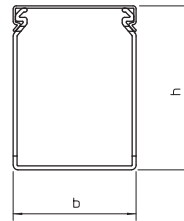


PVC

Wiring trunking, type LKV 75050

Type	Colour	Length mm	Dimension W x H mm		Pack m	Weight kg/100 m	Item no.
			W	H			
LKV 75050	Stone grey	2000	50	75	24	67.500	6178324

Wiring trunking to DIN EN 50085-2-3 including cover and base perforation. Special lengths on request.


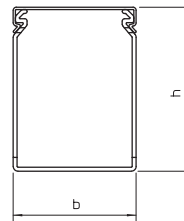


PVC

Wiring trunking, type LKV 75075

Type	Colour	Length mm	Dimension W x H mm		Pack m	Weight kg/100 m	Item no.
			W	H			
LKV 75075	Stone grey	2000	75	75	16	80.000	6178326

Wiring trunking to DIN EN 50085-2-3 including cover and base perforation. Special lengths on request.


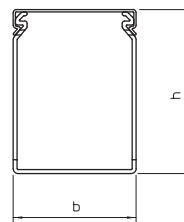


PVC

Wiring trunking, type LKV 75100

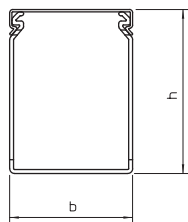

Type	Colour	Length mm	Dimension W x H mm		Pack m	Weight kg/100 m	Item no.
			W	H			
LKV 75100	Stone grey	2000	100	75	16	105.500	6178328

Wiring trunking to DIN EN 50085-2-3 including cover and base perforation. Special lengths on request.



Wiring trunking, type LKV 75125

PVC

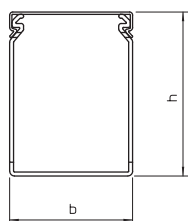


Type	Colour	Length mm	Dimension		Pack m	Weight kg/100 m	Item no.
			W x H mm				
LKV 75125	Stone grey	2000	125x75		8	128.500	6178330

Wiring trunking to DIN EN 50085-2-3 including cover and base perforation. Special lengths on request.

Wiring trunking, type LKV 10037

PVC

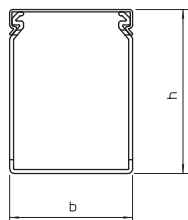


Type	Colour	Length mm	Dimension		Pack m	Weight kg/100 m	Item no.
			W x H mm				
LKV 10037	Stone grey	2000	37,5x100		32	67.000	6178334

Wiring trunking to DIN EN 50085-2-3 including cover and base perforation. Special lengths on request.

Wiring trunking, type LKV 10050

PVC

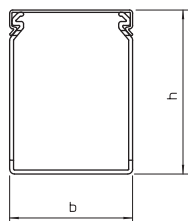


Type	Colour	Length mm	Dimension		Pack m	Weight kg/100 m	Item no.
			W x H mm				
LKV 10050	Stone grey	2000	50x100		24	77.000	6178336

Wiring trunking to DIN EN 50085-2-3 including cover and base perforation. Special lengths on request.

Wiring trunking, type LKV 10075

PVC



Type	Colour	Length mm	Dimension		Pack m	Weight kg/100 m	Item no.
			W x H mm				
LKV 10075	Stone grey	2000	75x100		16	96.000	6178338

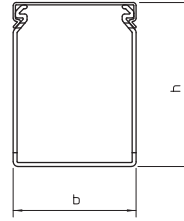
Wiring trunking to DIN EN 50085-2-3 including cover and base perforation. Special lengths on request.

PVC

Wiring trunking, type LKV 100100

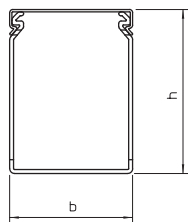
Type	Colour	Length mm	Dimension W x H mm		Pack m	Weight kg/100 m	Item no.
			W	H			
LKV 100100	Stone grey	2000	100	100	8	116.500	6178341

Wiring trunking to DIN EN 50085-2-3 including cover and base perforation. Special lengths on request.



Wiring trunking, type LKV N 75025

PVC

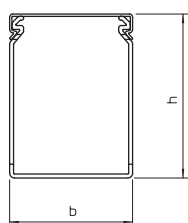


Type	Colour	Dimension		Pack m	Weight kg/100 m	Item no.
		Length mm	W x H mm			
LKV N 75025	Stone grey	2000	25x75	40	49.500	6178420

Wiring trunking to DIN EN 50085-2-3 including cover and base perforation, tapering in the side slots stops the cables from falling out.

Wiring trunking, type LKV N 75037

PVC

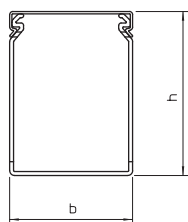



Type	Colour	Dimension		Pack m	Weight kg/100 m	Item no.
		Length mm	W x H mm			
LKV N 75037	Stone grey	2000	37,5x75	32	60.500	6178422

Wiring trunking to DIN EN 50085-2-3 including cover and base perforation, tapering in the side slots stops the cables from falling out.

Wiring trunking, type LKV N 75050

PVC

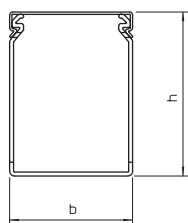


Type	Colour	Dimension		Pack m	Weight kg/100 m	Item no.
		Length mm	W x H mm			
LKV N 75050	Stone grey	2000	50x75	24	72.500	6178424

Wiring trunking to DIN EN 50085-2-3 including cover and base perforation, tapering in the side slots stops the cables from falling out.

Wiring trunking, type LKV N 75075

PVC



Type	Colour	Dimension		Pack m	Weight kg/100 m	Item no.
		Length mm	W x H mm			
LKV N 75075	Stone grey	2000	75x75	16	84.500	6178426


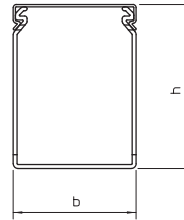
Wiring trunking to DIN EN 50085-2-3 including cover and base perforation, tapering in the side slots stops the cables from falling out.

PVC

Wiring trunking, type LKV N 75100

Type	Colour	Length mm	Dimension		Pack m	Weight kg/100 m	Item no.
			W x H mm				
LKV N 75100	Stone grey	2000	100x75		16	112.000	6178428

Wiring trunking to DIN EN 50085-2-3 including cover and base perforation, tapering in the side slots stops the cables from falling out.


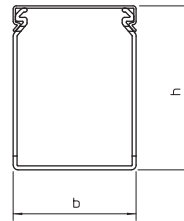


PVC

Wiring trunking, type LKV N 75125

Type	Colour	Length mm	Dimension		Pack m	Weight kg/100 m	Item no.
			W x H mm				
LKV N 75125	Stone grey	2000	125x75		8	138.500	6178430

Wiring trunking to DIN EN 50085-2-3 including cover and base perforation, tapering in the side slots stops the cables from falling out.

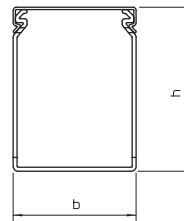


PVC

Wiring trunking, type LKV N 10037

Type	Colour	Length mm	Dimension		Pack m	Weight kg/100 m	Item no.
			W x H mm				
LKV N 10037	Stone grey	2000	37,5x100		32	73.000	6178435

Wiring trunking to DIN EN 50085-2-3 including cover and base perforation, tapering in the side slots stops the cables from falling out.


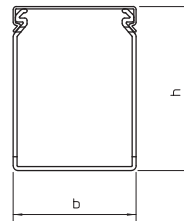


PVC

Wiring trunking, type LKV N 10050

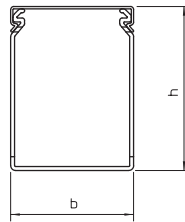

Type	Colour	Length mm	Dimension		Pack m	Weight kg/100 m	Item no.
			W x H mm				
LKV N 10050	Stone grey	2000	50x100		24	83.000	6178437

Wiring trunking to DIN EN 50085-2-3 including cover and base perforation, tapering in the side slots stops the cables from falling out.



Wiring trunking, type LKV N 10075

PVC

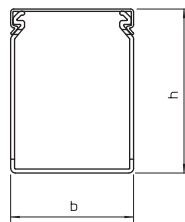



Type	Colour	Dimension		Pack m	Weight kg/100 m	Item no.
		Length mm	W x H mm			
LKV N 10075	Stone grey	2000	75x100	16	102.000	6178439

Wiring trunking to DIN EN 50085-2-3 including cover and base perforation, tapering in the side slots stops the cables from falling out.

Wiring trunking, type LKV N 100100

PVC



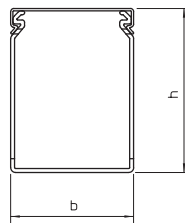

Type	Colour	Dimension		Pack m	Weight kg/100 m	Item no.
		Length mm	W x H mm			
LKV N 100100	Stone grey	2000	100x100	8	122.500	6178441

Wiring trunking to DIN EN 50085-2-3 including cover and base perforation, tapering in the side slots stops the cables from falling out.

LKVH DIN wiring trunking, halogen-free

Wiring trunking, type LKV H 50037

PC/
ABS



Type	Colour	Dimension		Pack m	Weight kg/100 m	Item no.
		Length mm	W x H mm			
LKVH 50037	Light grey	2000	37,5x50	48	32.000	6178582


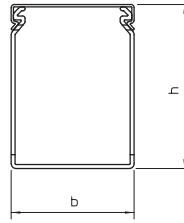
Halogen-free wiring duct including cover and base perforation to DIN EN 50085-2-3.

PC/
ABS

Wiring trunking, type LKV H 50050

Type	Colour	Length mm	Dimension		Pack m	Weight kg/100 m	Item no.
			W x H mm				
LKVH 50050	Light grey	2000	50x50		36	37.000	6178585

Halogen-free wiring duct including cover and base perforation to DIN EN 50085-2-3.


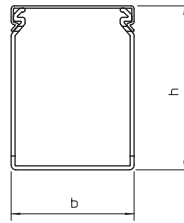


PC/
ABS

Wiring trunking, type LKV H 50075

Type	Colour	Length mm	Dimension		Pack m	Weight kg/100 m	Item no.
			W x H mm				
LKVH 50075	Light grey	2000	75x50		24	52.000	6178588

Halogen-free wiring duct including cover and base perforation to DIN EN 50085-2-3.

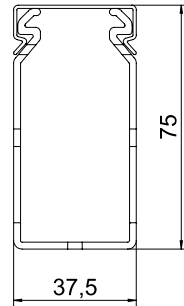


PC/
ABS

Wiring trunking, type LKV H 75037

Type	Colour	Length mm	Dimension		Pack m	Weight kg/100 m	Item no.
			W x H mm				
LKVH N 75037	Light grey	2000	37,5x75		32	44.000	6178552

Halogen-free wiring trunking including cover and base perforation to DIN EN 50085-2-3.


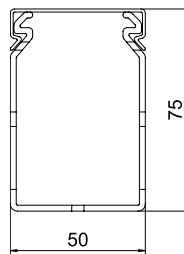


PC/
ABS

Wiring trunking, type LKV H 75050

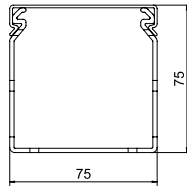

Type	Colour	Length mm	Dimension		Pack m	Weight kg/100 m	Item no.
			W x H mm				
LKVH N 75050	Light grey	2000	50x75		24	51.000	6178556

Halogen-free wiring trunking including cover and base perforation to DIN EN 50085-2-3.



Wiring trunking, type LKV H 75075

PC/
ABS

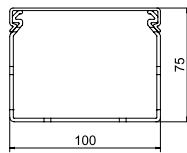



Type	Colour	Length mm	Dimension		Pack m	Weight kg/100 m	Item no.
			W x H mm				
LKVH N 75075	Light grey	2000	75x75		16	64.000	6178559

Halogen-free wiring trunking including cover and base perforation to DIN EN 50085-2-3.

Wiring trunking, type LKV H 75100

PC/
ABS

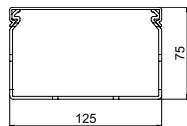



Type	Colour	Length mm	Dimension		Pack m	Weight kg/100 m	Item no.
			W x H mm				
LKVH N 75100	Light grey	2000	100x75		16	84.000	6178563

Halogen-free wiring trunking including cover and base perforation to DIN EN 50085-2-3.


Wiring trunking, type LKV H 75125

PC/
ABS

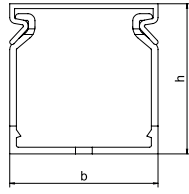



Type	Colour	Length mm	Dimension		Pack m	Weight kg/100 m	Item no.
			W x H mm				
LKVH N 75125	Light grey	2000	125x75		8	98.500	6178566

Halogen-free wiring trunking including cover and base perforation to DIN EN 50085-2-3.



Wiring trunking, type LK4H 30030



Type	Colour	Length mm	Width mm	Height mm	Pack m	Weight kg/100 m	Item no.
LK4H 30030	Light grey	2000	30	30	2	18.000	6132540

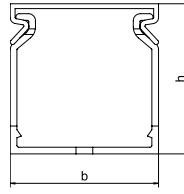
Halogen-free wiring trunking for horizontal and vertical routing in the switchgear cabinet.

PC/
ABS

Wiring trunking, type LK4H 40025

Type	Colour	Length mm	Width mm	Height mm	Pack m	Weight kg/100 m	Item no.
LK4H 40025	Light grey	2000	25	40	2	21.000	6132544

Halogen-free wiring trunking for horizontal and vertical routing in the switchgear cabinet.


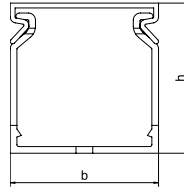


PC/
ABS

Wiring trunking, type LK4H 40040

Type	Colour	Length mm	Width mm	Height mm	Pack m	Weight kg/100 m	Item no.
LK4H 40040	Light grey	2000	40	40	2	50.000	6132546

Halogen-free wiring trunking for horizontal and vertical routing in the switchgear cabinet.


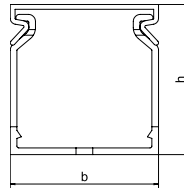


PC/
ABS

Wiring trunking, type LK4H 40060

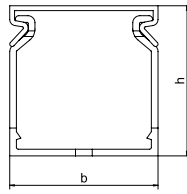
Type	Colour	Length mm	Width mm	Height mm	Pack m	Weight kg/100 m	Item no.
LK4H 40060	Light grey	2000	60	40	2	35.000	6132548

Halogen-free wiring trunking for horizontal and vertical routing in the switchgear cabinet.



Wiring trunking, type LK4H N 60025

PC/
ABS

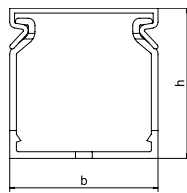



Type	Colour	Length mm	Width mm	Height mm	Pack m	Weight kg/100 m	Item no.
LK4H N 60025	Light grey	2000	25	60	2	26.000	6132550

Halogen-free wiring trunking for horizontal and vertical routing in the switchgear cabinet.

Wiring trunking, type LK4H N 60040

PC/
ABS

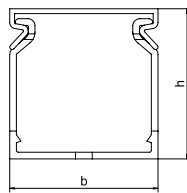



Type	Colour	Length mm	Width mm	Height mm	Pack m	Weight kg/100 m	Item no.
LK4H N 60040	Light grey	2000	40	60	2	35.000	6132552

Halogen-free wiring trunking for horizontal and vertical routing in the switchgear cabinet.

Wiring trunking, type LK4H N 60060

PC/
ABS

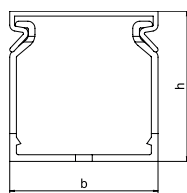



Type	Colour	Length mm	Width mm	Height mm	Pack m	Weight kg/100 m	Item no.
LK4H N 60060	Light grey	2000	60	60	2	42.000	6132554

Halogen-free wiring trunking for horizontal and vertical routing in the switchgear cabinet.

Wiring trunking, type LK4H N 60080

PC/
ABS



Type	Colour	Length mm	Width mm	Height mm	Pack m	Weight kg/100 m	Item no.
LK4H N 60080	Light grey	2000	80	60	2	52.000	6132556

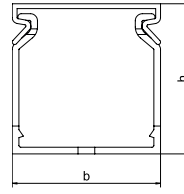
Halogen-free wiring trunking for horizontal and vertical routing in the switchgear cabinet.

PC/
ABS

Wiring trunking, type LK4H N 80025

Type	Colour	Length mm	Width mm	Height mm	Pack m	Weight kg/100 m	Item no.
LK4H N 80025	Light grey	2000	25	80	2	35.000	6132560

Halogen-free wiring trunking for horizontal and vertical routing in the switchgear cabinet.

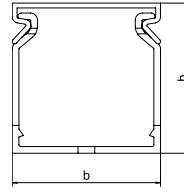


PC/
ABS

Wiring trunking, type LK4H N 80040

Type	Colour	Length mm	Width mm	Height mm	Pack m	Weight kg/100 m	Item no.
LK4H N 80040	Light grey	2000	40	80	2	43.000	6132562

Halogen-free wiring trunking for horizontal and vertical routing in the switchgear cabinet.


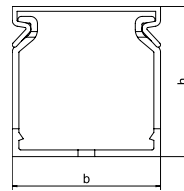


PC/
ABS

Wiring trunking, type LK4H N 80060

Type	Colour	Length mm	Width mm	Height mm	Pack m	Weight kg/100 m	Item no.
LK4H N 80060	Light grey	2000	60	80	2	54.000	6132564

Halogen-free wiring trunking for horizontal and vertical routing in the switchgear cabinet.


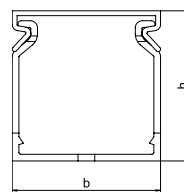


PC/
ABS

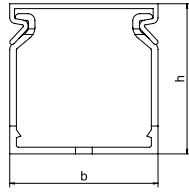

Wiring trunking, type LK4H N 80080

Type	Colour	Length mm	Width mm	Height mm	Pack m	Weight kg/100 m	Item no.
LK4H N 80080	Light grey	2000	80	80	2	62.000	6132566

Halogen-free wiring trunking for horizontal and vertical routing in the switchgear cabinet.



Wiring trunking, type LK4H N 80100



Type	Colour	Length mm	Width mm	Height mm	Pack m	Weight kg/100 m	Item no.
LK4H N 80100	Light grey	2000	100	80	2	67.000	6132568


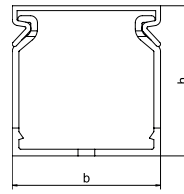
Halogen-free wiring trunking for horizontal and vertical routing in the switchgear cabinet.

PC/
ABS

Wiring trunking, type LK4H N 10040

Type	Colour	Length mm	Width mm	Height mm	Pack m	Weight kg/100 m	Item no.
LK4H N 10040	Light grey	2000	40	100	2	90.000	6132570

Halogen-free wiring trunking for horizontal and vertical routing in the switchgear cabinet.

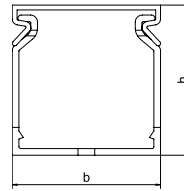


PC/
ABS

Wiring trunking, type LK4H N 10060

Type	Colour	Length mm	Width mm	Height mm	Pack m	Weight kg/100 m	Item no.
LK4H N 10060	Light grey	2000	60	100	2	66.000	6132572

Halogen-free wiring trunking for horizontal and vertical routing in the switchgear cabinet.


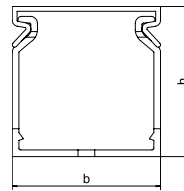


PC/
ABS

Wiring trunking, type LK4H N 10080

Type	Colour	Length mm	Width mm	Height mm	Pack m	Weight kg/100 m	Item no.
LK4H N 10080	Light grey	2000	80	100	2	90.000	6132574

Halogen-free wiring trunking for horizontal and vertical routing in the switchgear cabinet.


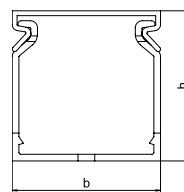


PC/
ABS

Wiring trunking, type LK4H N 100100

Type	Colour	Length mm	Width mm	Height mm	Pack m	Weight kg/100 m	Item no.
LK4H N 100100	Light grey	2000	100	100	2	90.000	6132576

Halogen-free wiring trunking for horizontal and vertical routing in the switchgear cabinet.



Trunking retaining clip VDK HF KHUni



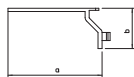
Type	Colour	Length mm	Width mm	Height mm	Pack Piece	Weight kg/100 pc.	Item no.
VDK HF KHUni	Stone grey	76	20	22	50	1.000	6132593

Cover for HF halogen-free wiring duct.



Wire retainer for type LK4 and LK4/N

PS

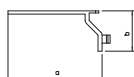


Type	Colour	Dim.		Pack Piece	Weight kg/100 pc.	Item no.
		mm	mm			
LK4 H	Stone grey	56	25	100	0.348	6178092

Wire retainer for wiring duct, type LK4 and LK4/N. The wire retainer prevents already inserted cables from falling out. These predetermined breaking points allow the length to be reduced for various trunking widths to 38, 28 and 23 mm.

Wire retainer for type LKV and LKV N

PS

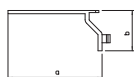


Type	Colour	Dim.		Pack Piece	Weight kg/100 pc.	Item no.
		mm	mm			
LKV H	Stone grey	56	25	100	0.343	6178349

Wire retainer for wiring duct, type LKV and LKV/N. The wire retainer prevents already inserted cables from falling out. These predetermined breaking points allow the length to be reduced for various trunking widths to 38, 28 and 23 mm.

Wire retainer for type LKV/H

PS



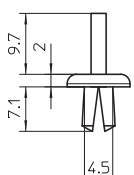
Type	Colour	Dim.		Pack Piece	Weight kg/100 pc.	Item no.
		mm	mm			
LKV H H	Light grey	56	25	100	0.349	6178650

Wire retainer for halogen-free wiring duct, type LKV/H. The wire retainer prevents already inserted cables from falling out. These predetermined breaking points allow the length to be reduced for various duct widths to 38, 28 and 23 mm.

Spreading rivets

Spreading rivet, KSN 1

PP

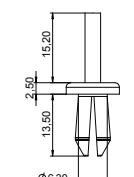


Type	Colour	Pack Piece	Weight kg/100 pc.	Item no.

The KNW1 riveting tool should be used for rapid mounting and for the optimum function.

Body-bound rivet, KSN 22

PA



Type	Colour	Pack Piece	Weight kg/100 pc.	Item no.

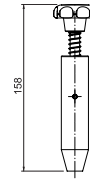
The KNW2 riveting tool should be used for rapid mounting and for the optimum function. Dimension of the drill hole: 6.5 mm.

POM

Plastic rivet tool KNW1

Type	Colour	Dimension	Pack Piece	Weight kg/100 pc.	Item no.
KNW1	Black	Ø 4,5mm	1	9.300	6178527

Riveting tool for installing body-bound rivets 4.5 mm.

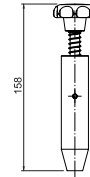


POM

Plastic rivet tool KNW2

Type	Colour	Dimension	Pack Piece	Weight kg/100 pc.	Item no.
KNW2	Black	Ø 6mm	1	9.400	6178529

Riveting tool for mounting spreading rivets 6 mm.



Release pliers

St

Release pliers

Type	Pack Piece	Weight kg/100 pc.	Item no.
AKZ2	1	45.000	6178533

To notch the bars down to the duct base.



Hat profile rails

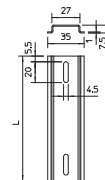
St FS

Hat profile rail 35 x 7.5 mm



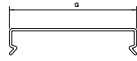

Type	Version	Length mm	Pack Piece	Weight kg/100 pc.	Item no.
2069 T100 GTP	For T100 lengthwise + T160 crosswise	118	10	4.140	1115382
2069 T160 GTP	For T160 lengthwise + T250, T350 crosswise	157	10	5.520	1115384
2069 T250 GTP	For T250 lengthwise	206	10	7.107	1115386
2069 T350 GTP	For T350 lengthwise	245	10	8.450	1115388
2069 T60 GTP	For T60 lengthwise + T100 crosswise	89	10	3.070	1115380

Hat profile rail 35 x 7.5 mm to DIN EN 60715 (formerly DIN EN 50022).



Cover LK4 D 120

PVC

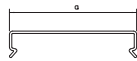



Type	Colour	Dim. mm	Length mm	Pack m	Weight kg/100 m	Item no.
LK4 D 120	Stone grey	127.8	2000	2	45.500	6178492

Trunking cover for replacement requirements.

Cover LK4 D 100

PVC

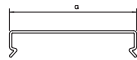


Type	Colour	Dim. mm	Length mm	Pack m	Weight kg/100 m	Item no.
LK4 D 100	Stone grey	107.4	2000	2	35.500	6178490

Trunking cover for replacement requirements.

Cover LK4 D 80

PVC

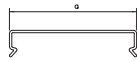


Type	Colour	Dim. mm	Length mm	Pack m	Weight kg/100 m	Item no.
LK4 D 80	Stone grey	87	2000	2	27.000	6178488

Trunking cover for replacement requirements.

Cover LK4 D 60

PVC

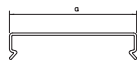


Type	Colour	Dim. mm	Length mm	Pack m	Weight kg/100 m	Item no.
LK4 D 60	Stone grey	66.4	2000	2	18.000	6178486

Trunking cover for replacement requirements.

Cover LK4 D 15

PVC



Type	Colour	Dim. mm	Length mm	Pack m	Weight kg/100 m	Item no.
LK4 D 15	Stone grey	20	2000	2	8.500	6178480


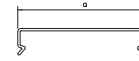
Trunking cover for replacement requirements.

PVC

Cover LK4 D 40

Type	Colour	Dim. mm	Length mm	Pack m	Weight kg/100 m	Item no.
LK4 D 40	Stone grey	46.2	2000	2	13.500	6178484

Trunking cover for replacement requirements.




PVC

Cover LK4 D 25

Type	Colour	Dim. mm	Length mm	Pack m	Weight kg/100 m	Item no.
LK4 D 25	Stone grey	31	2000	2	10.000	6178482

Trunking cover for replacement requirements.





PVC

Cover LKV D 25

Type	Colour	Dim. mm	Length mm	Pack m	Weight kg/100 m	Item no.
LKV D 25	Stone grey	25	2000	36	9.500	6178504

Trunking cover for replacement requirements.

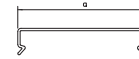


PVC

Cover LKV D 37

Type	Colour	Dim. mm	Length mm	Pack m	Weight kg/100 m	Item no.
LKV D 37	Stone grey	37.5	2000	24	15.000	6178506

Trunking cover for replacement requirements.


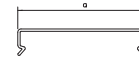


PVC

Cover LKV D 50

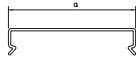
Type	Colour	Dim. mm	Length mm	Pack m	Weight kg/100 m	Item no.
LKV D 50	Stone grey	50	2000	24	17.500	6178508

Trunking cover for replacement requirements.



Cover LKV D 75

PVC

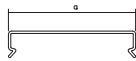



Type	Colour	Dim. mm	Length mm	Pack m	Weight kg/100 m	Item no.
LKV D 75	Stone grey	75	2000	12	23.000	6178510

Trunking cover for replacement requirements.

Cover LKV D 100

PVC

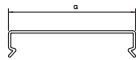



Type	Colour	Dim. mm	Length mm	Pack m	Weight kg/100 m	Item no.
LKV D 100	Stone grey	100	2000	12	34.500	6178512

Trunking cover for replacement requirements.

Cover LKV D 125

PVC

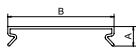


Type	Colour	Dim. mm	Length mm	Pack m	Weight kg/100 m	Item no.
LKV D 125	Stone grey	125	2000	16	47.000	6178514

Trunking cover for replacement requirements.

Cover LK4H 25

PC/ABS

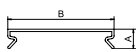


Type	Colour	Length mm	Width mm	Height mm	Pack m	Weight kg/100 m	Item no.
LK4H D 25	Light grey	2000	25	10	2	8.000	6132580

Cover for LK4H 25 wiring trunking.

Cover LK4H 60

PC/ABS



Type	Colour	Length mm	Width mm	Height mm	Pack m	Weight kg/100 m	Item no.
LK4H D 60	Light grey	2000	60	10	2	20.000	6132582

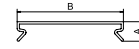
Cover for LK4H wiring trunking.

PC / ABS

Cover LK4H 80

Type	Colour	Length mm	Width mm	Height mm	Pack m	Weight kg/100 m	Item no.
LK4H D 80	Light grey	2000	80	10	2	26.000	6132584

Cover for LK4H 80 wiring trunking.

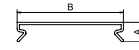


PC / ABS


Cover LK4H 100

Type	Colour	Length mm	Width mm	Height mm	Pack m	Weight kg/100 m	Item no.
LK4H D 100	Light grey	2000	100	10	2	30.000	6132586





Cover for LK4H 100 wiring trunking.



Power supply units



Power supply units

	Power supply units	82
	Mounting and suspension material	92
	Accessories, power supply units	94
	Motor connection columns	102





Flexible equipment

Robust

Safe



Workshops and work areas

HoverCube by OBO

Suspended energy distributor for workplaces and machines in industry, the trades and in training areas. The HoverCubes can be placed freely in the room. They are supplied from the ceiling. Depending on the protection rating, they can be equipped flexibly from power, data and media technology through to work media such as compressed air.



Industrial and assembly workplaces



Seminar and classrooms

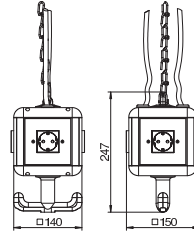
PA

HoverCube VH-4, 4x protective contact socket

Type	Colour	Pack Piece	Weight kg/100 pc.	Item no.
VH-4 4SD	Graphite black	1	95.000	6109802

Housing equipped and pre-wired with suspension lug, grip hook and four cover plates.

Equipped as follows: 4x single protective contact sockets 16 A/250 V with increased touch protection, pre-wired for two AC currents, connection via 2x 3-pin terminals, 1x CEE socket 16 A/415 V, with partition for circuit separation.



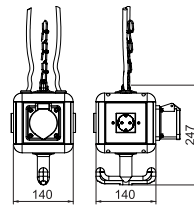
PA

HoverCube VH-4, 3x protective contact socket, 1x CEE 16 A

Type	Colour	Pack Piece	Weight kg/100 pc.	Item no.
VH-4 3SD1C16	Graphite black	1	115.700	6109804

Housing equipped and pre-wired with suspension lug, grip hook and four cover plates.

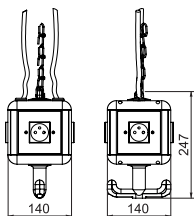
Equipped as follows: 3x single protective contact sockets 16 A/250 V with increased touch protection, pre-wired for an AC current, connection via 1x 3-pin terminal, 1x CEE socket 16 A/415 V, with partition for circuit separation.





HoverCube VH-4, 4x earthing pin socket

PA



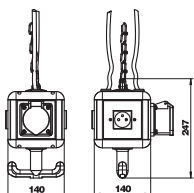
Type	Colour	Pack Piece	Weight kg/100 pc.	Item no.
VH-4 4SF	Graphite black	1	95.000	6109806

Housing equipped and pre-wired with suspension lug, grip hook and four cover plates.

Equipped as follows: 4x single sockets with earthing pin 16 A/250 V with increased touch protection, pre-wired for two AC currents, connection via 2x 3-pin terminals, 1x CEE socket 16 A/415 V, with partition for circuit separation.

HoverCube VH-4, 3x earthing pin socket, 1x CEE 16 A

PA



Type	Colour	Pack Piece	Weight kg/100 pc.	Item no.
VH-4 3SF1C16	Graphite black	1	115.700	6109808

Housing equipped and pre-wired with suspension lug, grip hook and four cover plates.

Equipped as follows: 3x single sockets with earthing pin 16 A/250 V with increased touch protection, pre-wired for an AC current, connection via 1x 3-pin terminal, 1x CEE socket 16 A/415 V, with partition for circuit separation.

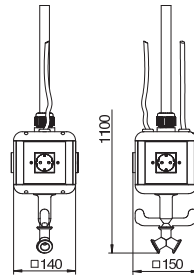
PA

HoverCube VH-4, 4x protective contact socket, with compressed air connection

Type	Colour	Pack Piece	Weight kg/100 pc.	Item no.
VH-4L 4SD	Graphite black	1	428.600	6109812

Housing equipped and pre-wired, with 1 m pipe 1/2" and connection for compressed air hose 13 x 3.5 mm and 2-way distributor 1/2", with suspension lug, grip hook and four cover plates.

Equipped as follows: 4x single protective contact sockets 16 A/250 V with increased touch protection, pre-wired for two AC currents, connection via 2x 3-pin terminals, 1x CEE socket 16 A/415 V, with partition for circuit separation.



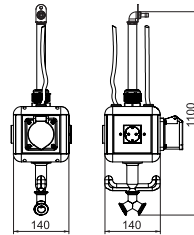
PA

HoverCube VH-4, 3x protective contact socket, 1x CEE 16 A, with compressed air connection

Type	Colour	Pack Piece	Weight kg/100 pc.	Item no.
VH-4L 3SD1C16	Graphite black	1	380.000	6109814

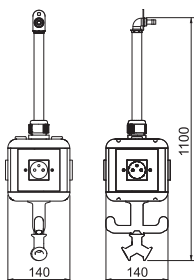
Housing equipped and pre-wired, with 1 m pipe 1/2" and connection for compressed air hose 13 x 3.5 mm and 2-way distributor 1/2", with suspension lug, grip hook and four cover plates.

Equipped as follows: 3x single protective contact sockets 16 A/250 V with increased touch protection, pre-wired for an AC current, connection via 1x 3-pin terminal, 1x CEE socket 16 A/415 V, with partition for circuit separation.



HoverCube VH-4, 4x earthing pin socket, with compressed air connection

PA



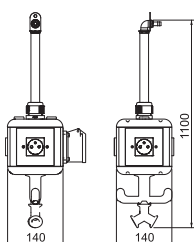
Type	Colour	Pack Piece	Weight kg/100 pc.	Item no.
VH-4L 4SF	Graphite black	1	428.600	6109816

Housing equipped and pre-wired, with 1 m pipe 1/2" and connection for compressed air hose 13 x 3.5 mm and 2-way distributor 1/2", with suspension lug, grip hook and four cover plates.

Equipped as follows: 4x single sockets with earthing pin 16 A/250 V with increased touch protection, pre-wired for two AC currents, connection via 2x 3-pin terminals, 1x CEE socket 16 A/415 V, with partition for circuit separation.

HoverCube VH-4, 3x earthing pin socket, 1x CEE 16 A, with compressed air connection

PA



Type	Colour	Pack Piece	Weight kg/100 pc.	Item no.
VH-4L 3SF1C16	Graphite black	1	440.000	6109818

Housing equipped and pre-wired, with 1 m pipe 1/2" and connection for compressed air hose 13 x 3.5 mm and 2-way distributor 1/2", with suspension lug, grip hook and four cover plates.

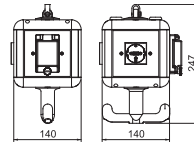
Equipped as follows: 3x single sockets with earthing pin 16 A/250 V with increased touch protection, pre-wired for an AC current, connection via 1x 3-pin terminal, 1x CEE socket 16 A/415 V, with partition for circuit separation.

PA

HoverCube VH-4, with FI/LS

Type	Colour	Pack Piece	Weight kg/100 pc.	Item no.
VH-4 2SD FILS	Graphite black	1	98.000	6109780
VH-4 2SF FILS	Graphite black	1	97.900	6109782

In the case of an overcurrent/error current (16 A/30 mA), the VH-4 HoverCube with decentral protection triggers the FI/LS directly. Switching back on can take place directly on the power supply unit. Equipped as follows: 2x single sockets with earthing pin 16 A/250 V with increased touch protection, pre-wired for an AC current, connection via 1x 3-pin terminal, with partition for circuit separation and an FI/LS switch. One unequipped side with a free panel for individual, construction-side equipment (e.g. blanking plate, cover plate for devices/Modul 45 devices).



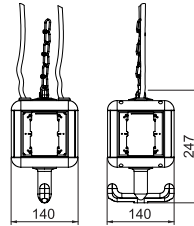
VH - Empty housing and installation accessories IP20

PA

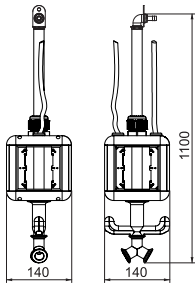
HoverCube VH-4, empty housing

Type	Colour	Pack Piece	Weight kg/100 pc.	Item no.
VH-4 LG	Graphite black	1	62.000	6109800

Empty housing with suspension lug and grip hook, for the installation of four electrical resources, with included partition. Without cover plates.



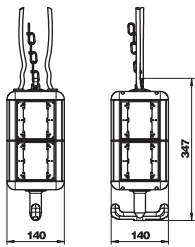
HoverCube VH-4, empty housing, with compressed air connection



Type	Colour	Pack Piece	Weight kg/100 pc.	Item no.
VH-4L LG	Graphite black	1	343.800	6109810

Empty housing with 1 m pipe 1/2" and connection for compressed air hose 13 x 3.5 mm and 2-way distributor 1/2". With suspension lug and grip hook, for the installation of four electrical resources, with included partition. Without cover plates.

HoverCube VH-8, empty housing



Type	Colour	Pack Piece	Weight kg/100 pc.	Item no.
VH-8 LG	Graphite black	1	88.200	6109821

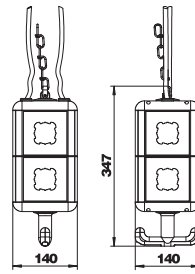
Empty housing with suspension lug and grip hook, for the installation of eight electrical resources, with included partition. Without cover plates.

PA

HoverCube VH-8, empty housing, with cover plates

Type	Colour	Pack Piece	Weight kg/100 pc.	Item no.
VH-8 LG8P2	Graphite black	1	123.400	6109820

Empty housing with suspension lug and grip hook, for the installation of eight electrical resources, with included partition. With eight cover plates for accessories with concealed support ring or support bracket.

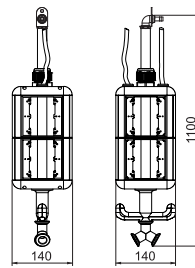


PA

HoverCube VH-8, empty housing, with compressed air connection

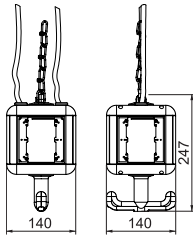
Type	Colour	Pack Piece	Weight kg/100 pc.	Item no.
VH-8L LG	Graphite black	1	300.000	6109825

Empty housing with 1 m pipe 1/2" and connection for compressed air hose 13 x 3.5 mm and 2-way distributor 1/2". With suspension lug and grip hook, for the installation of electrical resources, with included partition. Without cover plates.



HoverCube VH-4, empty housing

PA



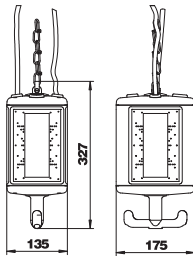
Type	Colour	Pack Piece	Weight kg/100 pc.	Item no.
VH-4 LG RW	Pure white	1	72.000	6109801

Empty housing with suspension lug and grip hook, for the installation of four electrical resources, with included partition. Without cover plates.

VHF - Empty housing and installation accessories IP44

PA

HoverCube VHF-8, empty housing



Type	Colour	Pack Piece	Weight kg/100 pc.	Item no.
VHF-8 LG	Graphite black	1	105.000	6109822

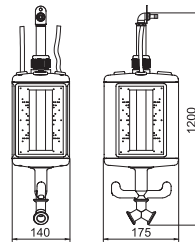
Empty housing with suspension lug and grip hook, for the installation of electrical resources, with included partition. Without cover plates to supply workplaces in wet areas. Protection rating: IP44.

PA

HoverCube VHF-8, empty housing, with compressed air connection

Type	Colour	Pack Piece	Weight kg/100 pc.	Item no.
VHF-8L LG	Graphite black	1	400.000	6109827

Empty housing with 1 m pipe 1/2" and connection for compressed air hose 13 x 3.5 mm and 2-way distributor 1/2". With suspension lug and grip hook, for the installation of electrical resources, with included partition. Without cover plates to supply workplaces in wet areas. Protection rating: IP44.





Modul 45[®] and standard – suspended power supply units VH / VHF

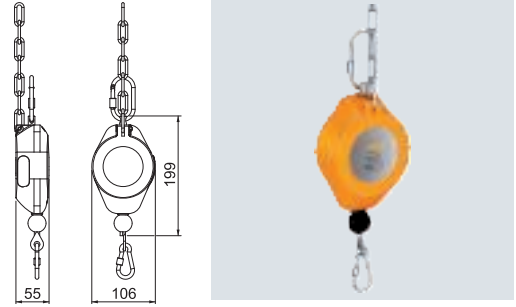
Suspended energy distributor for workplaces and machines in industry, the trades and in training areas. The HoverCubes can be placed freely in the room. They are supplied from the ceiling. Depending on the protection rating, they can be equipped flexibly from power, data and media technology through to work media such as compressed air.



Positioner for VH power supply units

Type	Designation	Colour	Pack Piece	Weight kg/100 pc.	Item no.
VH-POS	Up to 6 kg load capacity	Orange	1	80.000	6109887

Positioner for variable height adjustment of a VH power supply unit, support load between 0.5 and 6.0 kg, maximum cable draw-out 1.5 m.

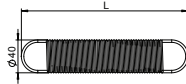


VA 2B

Type	Designation	Pack Piece	Weight kg/100 pc.	Item no.
VH-F100VA		1	31.350	6109829

Tension spring for VH/VHF power supply units, with German eyelet.

Fmax. = 100 N
 L0 = 200 mm
 Ln = 500 mm (for Fmax.)
 Material: VA ϕ 3.0 mm



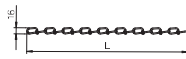
VH/VHF tension spring

St

Type	Designation	Pack m	Weight kg/100 m	Item no.
VH-K800	Sold by the metre	1	20.000	6109870

Knotted chain made of pre-copper-plated steel, nickel-plated, according to DIN 5686.
 Max. tensile force: 800 N.

Note: Specify the required chain length during ordering.



Knotted chain





Modul 45® and standard – suspended power supply units VH / VHF

Suspended energy distributor for workplaces and machines in industry, the trades and in training areas. The HoverCubes can be placed freely in the room. They are supplied from the ceiling. Depending on the protection rating, they can be equipped flexibly from power, data and media technology through to work media such as compressed air.

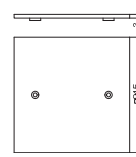


PA

VH cover plate as blanking cover

Type	Colour	Pack Piece	Weight kg/100 pc.	Item no.
VH-P1	Rape yellow	1	2.930	6109842

Cover plate as blanking cover.


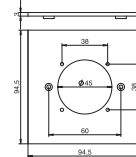


PA

VH cover plate, for 1x extension socket, type ASD

Type	Colour	Pack Piece	Weight kg/100 pc.	Item no.
VH-P7	Rape yellow	1	1.890	6109839

Cover plate with opening for the installation of a socket with 38 x 38 mm fastening system.



PA

Cover plate VH, for CEE connection unit


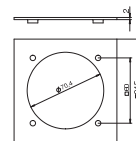
Type	Colour	Pack Piece	Weight kg/100 pc.	Item no.
VH-P3	Rape yellow	1	1.830	6109838

Cover plate with a $\varnothing 70$ mm opening for the installation of a CEE socket 16/32 A with 60 mm fastening track, including four fastening screws.

Information on equipment:

Max. 2 CEE sockets 16/32 A in a power supply unit VH-4

Max. 4 CEE sockets 16/32 A in a power supply unit VH-8


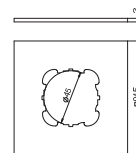


PA

Cover plate VH, for EK and EKR devices

Type	Colour	Pack Piece	Weight kg/100 pc.	Item no.
VH-P2	Rape yellow	1	2.300	6109834

Cover plate with opening $\varnothing 45$ mm for the installation of a device with concealed support ring or support clamp.


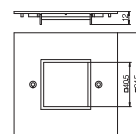


PA

VH cover plate, for Modul 45 devices, single

Type	Colour	Pack Piece	Weight kg/100 pc.	Item no.
VH-P4	Rape yellow	1	2.030	6109840

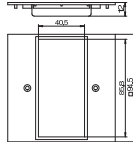
Cover plate to install a single Modul 45 socket.



Cover plates

VH cover plate, for Modul 45 devices, double

PA



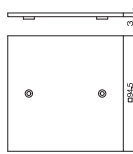
Colour		Pack	Weight	Item no.
Type	Piece	Piece	kg/100 pc.	
VH-P5	Rape yellow	1	1.749	6109836

Cover plate to install a double Modul 45 socket.

Cover plates

VH cover plate as blanking cover

PA

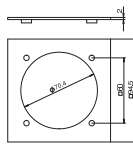


Colour		Pack	Weight	Item no.
Type	Piece	Piece	kg/100 pc.	
VH-P1 RW	Pure white	1	3.000	6109843

Cover plate as blanking cover.

Cover plate VH, for CEE connection unit

PA



Colour		Pack	Weight	Item no.
Type	Piece	Piece	kg/100 pc.	
VH-P3 RW	Pure white	1	1.830	6109837

Cover plate with a Ø 70 mm opening for the installation of a CEE socket 16/32 A with 60 mm fastening track, including four fastening screws.

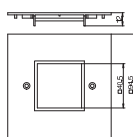

Information on equipment:

Max. 2 CEE sockets 16/32 A in a power supply unit VH-4

Max. 4 CEE sockets 16/32 A in a power supply unit VH-8

VH cover plate, for Modul 45 devices, single

PA



Colour		Pack	Weight	Item no.
Type	Piece	Piece	kg/100 pc.	
VH-P4 RW	Pure white	1	2.009	6109841

Cover plate to install a single Modul 45 socket.

VH cover plate, for Modul 45 devices, double

PA



Colour		Pack	Weight	Item no.
Type	Piece	Piece	kg/100 pc.	
VH-P5 RW	Pure white	1	1.728	6109835

Cover plate to install a double Modul 45 socket.

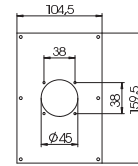


PVC

VHF cover plate, with fastening system

Type	Colour	Pack Piece	Weight kg/100 pc.	Item no.
VHF-P7	Rape yellow	1	6.600	6109878

Cover plate with opening for the installation of a socket with 38 x 38 mm fastening system.

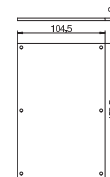


PVC

Cover plate VHF as blanking cover

Type	Colour	Pack Piece	Weight kg/100 pc.	Item no.
VHF-P1	Rape yellow	1	7.000	6109868

Cover plate as blanking cover.

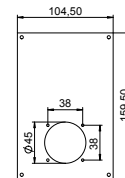


PVC

VHF cover plate, for 1x surface-mounted socket, type ASD

Type	Colour	Pack Piece	Weight kg/100 pc.	Item no.
VHF-P12	Rape yellow	1	7.400	6109856

Cover plate with a \varnothing 45 mm opening for the installation of an extension socket (type ASD-...) with 38 mm fastening track, including 4 screws for fastening the device.

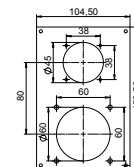


PVC

Cover plate VHF, for 1x surface-mounted socket, type ASD and 1x CEE connection unit

Type	Colour	Pack Piece	Weight kg/100 pc.	Item no.
VHF-P13	Rape yellow	1	7.400	6109858

Cover plate with a \varnothing 45 mm opening for the installation of one extension socket (type ASD-...) with 38 mm fastening track and a \varnothing 60 mm opening for the installation of one CEE socket 16/32 A with 60 mm fastening track, including 8 screws for fastening the device.

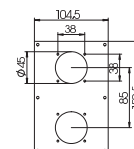


PVC

VHF cover plate, for 2x surface-mounted socket, type ASD

Type	Colour	Pack Piece	Weight kg/100 pc.	Item no.
VHF-P8	Rape yellow	1	5.900	6109879

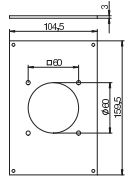

Cover plate with two \varnothing 45 mm openings for the installation of two extension sockets (type ASD-...) with 38 mm fastening track, including 8 screws for fastening the device.



Cover plates

Cover plate VHF, for CEE connection unit

PVC

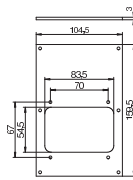


Type	Colour	Pack Piece	Weight kg/100 pc.	Item no.
VHF-P3	Rape yellow	1	7.000	6109865

Cover plate with a \varnothing 70 mm opening for the installation of 1x CEE socket 16/32 A with 60 mm fastening track, including 4 screws for fastening the device.

Cover plate VHF for protective equipment installation

PVC



Type	Colour	Pack Piece	Weight kg/100 pc.	Item no.
VHF-P6	Rape yellow	1	4.700	6109867

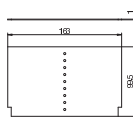
Cover plate with cut out for the installation of a cover above protection unit (type VHF-AE4TE). Maximum equipment corresponds to four units.

Cover plate for the VHF power supply units for the installation of a cover above protection unit (type VHF-AE4TE). Maximum equipment corresponds to four units.

Partitions

Partition VH-4

PVC

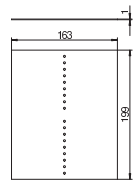


Type	Colour	Pack Piece	Weight kg/100 pc.	Item no.
VH-4 TW	Graphite black	1	2.350	6109832

Additional partition wall for reciprocal insulation of three different power circuits and types. Version for VH-4.

Partition VH-8

PVC



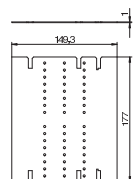
Type	Colour	Pack Piece	Weight kg/100 pc.	Item no.
VH-8 TW	Graphite black	1	4.890	6109862

Additional partition wall for reciprocal insulation of three different power circuits and types. Version for VH-8.

Partitions

Partition VHF, with compressed air connection

PVC



Type	Colour	Pack Piece	Weight kg/100 pc.	Item no.
VHF-TW L	Graphite black	1	3.900	6109861

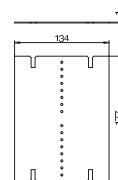
Additional partition wall for reciprocal insulation of three different power circuits and types.

PVC

Partition VHF, without compressed air connection

Type	Colour	Pack Piece	Weight kg/100 pc.	Item no.
VHF-TW	Graphite black	1	3.520	6109860

Additional partition wall for reciprocal insulation of three different power circuits and types.



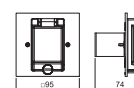
Mounting sets

PA

Type	Colour	Pack Piece	Weight kg/100 pc.	Item no.
VH MS FILS	Yellow	1	10.500	6109788
VH MS FILS RW	Pure white	1	10.500	6109789

Mounting kit for the installation of series-mounted devices up to 2 part units, e.g. of an FI/LS switch in the freely terminable HoverCube VH4/VH8.

Mounting of the FI/LS switch is possible at a later time, irrespective of the system.



Mounting set VH4

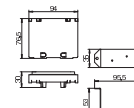
Support with terminal strip

VHF protective unit construction, cover and support clamp

Type	Pack Piece	Weight kg/100 pc.	Item no.
VHF-AE4TE	1	12.800	6109850

Cover and support clamp for the installation of protective equipment such as miniature circuit breakers or FI protection switches to max. four units.

Note: Use only in conjunction with the supports VHF-T1 or VHF-T2.



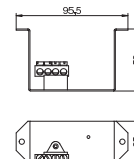
St

VHF protective unit construction, support with PE terminal strip

Type	Pack Piece	Weight kg/100 pc.	Item no.
VHF-T1	1	6.730	6109852

Support with PE terminal strip for installation of FI protection switches, consisting of:

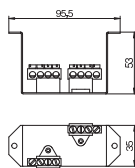
- Base element with hat rail 35 mm and PE terminal strip 4 x 10 mm²
- Fastening material



Support with terminal strip

St

VHF protective unit construction, support with N + PE terminal strip



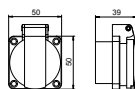
Type
VHF-T2

Pack Piece	Weight kg/100 pc.	Item no.
1	8.380	6109854

Support with N and PE terminal strip for installation of miniature circuit-breakers, consisting of:
 - Base element with hat rail 35 mm, N terminal strip 4 x 10 mm² and PE terminal strip 4 x 10 mm²
 - Fastening material

Extension sockets with hinged cover

Surface-mounted socket 0° with hinged cover, protective contact, single



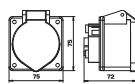
Type
ASD-D0 SW

Colour **Black**

Pack Piece	Weight kg/100 pc.	Item no.
1	4.804	6109873

Protective contact extension socket 0° with hinged cover, with screwless terminals, 2-pin, 16 A, 250 V~, with connection terminals to IEC 60884-1. Protection rating: IP44.

CEE connection unit, 16 A

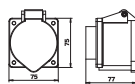


Type
CEE-16A

Pack Piece	Weight kg/100 pc.	Item no.
1	19.100	6109874

CEE socket with 60 mm fastening track, 3-pin + N + PE, 400 V, 16 A, 6 h.

CEE connection unit, 32 A




Type
CEE-32A

Pack Piece	Weight kg/100 pc.	Item no.
1	20.400	6109876

CEE socket with 60 mm fastening track, 3-pin + N + PE, 400 V, 32 A, 6 h.







Motor connection column

Electrical drives, such as motors, etc., are connected using the motor connection column. Thus the motor connection column, together with the modular system and individually combinable range of accessories, is the universal solution to any task.

Vertical motor connection column with special perforation for starting-up and supplying electrical machines and drives.

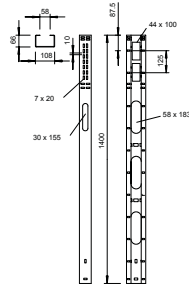


St FT

Type	Length mm	Pack Piece	Weight kg/100 pc.	Item no.
MAS 140 10 FT	1400	1	505.000	6356311

Vertical motor connection column to supply electrical devices.

Motor connection column




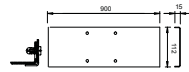
Accessories, motor connection columns

St FT

Type	Length mm	Pack Piece	Weight kg/100 pc.	Item no.
MASD 90 FT	900	1	160.000	6356915

Cover with turn buckle for motor connection column.

Cover for motor connection column

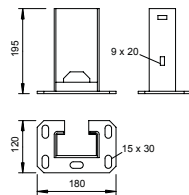


St FT

Type	Pack Piece	Weight kg/100 pc.	Item no.
SF 140 11 FT	1	200.000	6356397

Column foot for fastening of the motor connection column.

Column foot


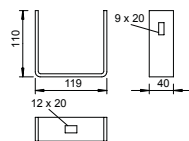


St FT

Type	Pack Piece	Weight kg/100 pc.	Item no.
BF 140 10 FT	10	50.000	6356362

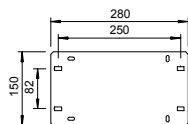

Mounting bracket for side fastening of motor connection columns to bases or on the wall.

Mounting bracket



Device plate GP 15

St FT

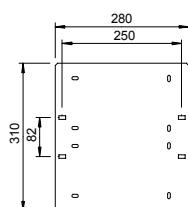



Type	Pack Piece	Weight kg/100 pc.	Item no.
GP 15 28 FT	1	101.000	6357008

Mounting plate for fastening to motor connection column, type MAS 140/10.

Device plate GP 31

St FT




Type	Pack Piece	Weight kg/100 pc.	Item no.
GP 31 28 FT	1	210.000	6357016




Mounting plate for fastening to motor connection column, type MAS 140/10.



Distributors



Distributors


	Small distributors	108
	Accessories, small distributors	114
	Hat profile and support rails	116





SDB distribution box series

These high-quality polystyrene or polycarbonate distribution boxes protect electrical installations even when under extreme strain. They can withstand harsh cleaning agents, cold and heat, and knocks and impacts in industrial settings and public places.



- Four sizes: 3, 5, 9 and 12 division units
- Innovative PE/N terminal
- Flexible fastening
- Adhesive labelling sheets



PC



Distribution box, 3 division units, with screwless terminal

Type	Terminals	Colour	Dimension	Pack	Weight	Item no.
			LxWxH mm			
SDB 03 PC	Connector	Light grey	150x190x125	1	75.540	2008840

Surface-mounted distribution box, with protective insulation for max. 3 division units. There are 3 break-out openings (2x Ø20 and 1x Ø20/25) on both the upper and lower sides incl. pre-mounted 35 mm hat profile support rail. The four screw cover caps supplied prevent unwanted "voltage carry over".

Suitable for interior and exterior mounting
VDE-tested to DIN EN 61439

Accessories:

- Terminal strip set consisting of: One PE/N terminal (1x25 mm² and 1x16 mm² screw terminal points, 2x4 mm² and 12x2.5 mm² screwless terminals), mini hat profile rail, mounting instructions and fastening set
- Self-adhesive pictograms for installation labelling
- Two elastic cable entries Ø20 mm for cable diameters 0–17 mm
- One elastic cable entry Ø25 mm for cable diameter 0–22 mm
- Two stainless steel external fastenings
- Cover strip for closing off unused separation units



PC



Distribution box, 5 division units, with screwless terminal

Type	Terminals	Colour	Dimension	Pack	Weight	Item no.
			LxWxH mm			
SDB 05 PC	Connector	Light grey	190x150x125	1	76.040	2008844

Surface-mounted distribution box, with protective insulation for max. 5 division units. There are 5 break-out openings (4x Ø20 and 1x Ø20/25) on both the upper and lower sides incl. pre-mounted 35 mm hat profile support rail. The four screw cover caps supplied prevent unwanted "voltage carry over".

Suitable for interior and exterior mounting
VDE-tested to DIN EN 61439

Accessories:

- Terminal strip set consisting of: One PE/N terminal (1x25 mm² and 1x16 mm² screw terminal points, 2x4 mm² and 12x2.5 mm² screwless terminals), mini hat profile rail, mounting instructions and fastening set
- Self-adhesive pictograms for installation labelling
- Four elastic cable entries Ø20 mm for cable diameters 0–17 mm
- One elastic cable entry Ø25 mm for cable diameter 0–22 mm
- Two stainless steel external fastenings
- Cover strip for closing off unused separation units



PC



Distribution box, 9 division units, with screwless terminal

Type	Terminals	Colour	Dimension	Pack	Weight	Item no.
			LxWxH mm			
SDB 09 PC	Connector	Light grey	240x191x125	1	103.840	2008848

Surface-mounted distribution box, with protective insulation for max. 9 division units. There are 9 break-out openings (8x Ø20 and 1x Ø20/25/32) on both the upper and lower sides incl. pre-mounted 35 mm hat profile support rail. The four screw cover caps supplied prevent unwanted "voltage carry over".

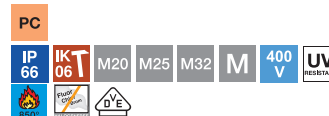
Suitable for interior and exterior mounting
VDE-tested to DIN EN 61439

Accessories:

- Terminal strip set consisting of: One PE/N terminal (1x25 mm² and 1x16 mm² screw terminal points, 2x4 mm² and 12x2.5 mm² screwless terminals), mini hat profile rail, mounting instructions and fastening set
- Self-adhesive pictograms for installation labelling
- Six elastic cable entries Ø20 mm for cable diameters 0–17 mm
- One elastic cable entry Ø25 mm for cable diameter 0–22 mm
- One elastic cable entry Ø32 mm for cable diameter 0–28 mm
- Two stainless steel external fastenings
- Cover strip for closing off unused separation units



Distribution box, 12 division units, with screwless terminal



Type	Terminals	Colour	Dimension LxWxH mm	Pack Piece	Weight kg/100 pc.	Item no.
SDB 12 PC	Connector	Light grey	286x202x125	1	150.000	2008852

Surface-mounted distribution box, with protective insulation for max. 12 division units. There are 11 break-out openings (10x Ø20 and 1x Ø20/25/32) on both the upper and lower sides incl. pre-mounted 35 mm hat profile support rail. The four screw cover caps supplied prevent unwanted "voltage carry over".

Suitable for interior and exterior mounting
VDE-tested to DIN EN 61439

Accessories:

- Terminal strip set consisting of: One PE/N terminal (1x25 mm² and 1x16 mm² screw terminal points, 2x4 mm² and 12x2.5 mm² screwless terminals), mini hat profile rail, mounting instructions and fastening set
- Self-adhesive pictograms for installation labelling
- Eight elastic cable entries Ø20 mm for cable diameters 0–17 mm
- One elastic cable entry Ø25 mm for cable diameter 0–22 mm
- One elastic cable entry Ø32 mm for cable diameter 0–28 mm
- Two stainless steel external fastenings
- Cover strip for closing off unused separation units

Distribution box, 3 division units, with screw terminal



Type	Terminals	Colour	Dimension LxWxH mm	Pack Piece	Weight kg/100 pc.	Item no.
SDB 03 PS	Connector	Light grey	150x190x125	1	81.000	2008800

Surface-mounted distribution box, with protective insulation for max. 3 division units. There are 3 break-out openings (2x Ø20 and 1x Ø20/25) on both the upper and lower sides incl. pre-mounted 35 mm hat profile support rail. The four screw cover caps supplied prevent unwanted "voltage carry over".

Suitable for interior and protected exterior mounting

Accessories:

- Terminal strip set consisting of: One PE/N terminals with 4x 16 mm² screw terminal points, mini hat profile rail, mounting instructions and fastening set
- Self-adhesive pictograms for installation labelling and labelling of the connected consumers
- Two elastic cable entries Ø20 mm for cable diameters 0–17 mm
- One elastic cable entry Ø25 mm for cable diameter 0–22 mm

Distribution box, 5 division units, with screw terminal



Type	Terminals	Colour	Dimension LxWxH mm	Pack Piece	Weight kg/100 pc.	Item no.
SDB 05 PS	Connector	Light grey	190x150x125	1	81.500	2008804

Surface-mounted distribution box, with protective insulation for max. 5 division units. There are 5 break-out openings (4x Ø20 and 1x Ø20/25) on both the upper and lower sides incl. pre-mounted 35 mm hat profile support rail. The four screw cover caps supplied prevent unwanted "voltage carry over".

Suitable for interior and protected exterior mounting

Accessories:

- Terminal strip set consisting of: One PE/N terminals with 4x 16 mm² screw terminal points, mini hat profile rail, mounting instructions and fastening set
- Self-adhesive pictograms for installation labelling and labelling of the connected consumers
- Four elastic cable entries Ø20 mm for cable diameters 0–17 mm
- One elastic cable entry Ø25 mm for cable diameter 0–22 mm

PS
 IP 66 IK 06 T M20 M25 M32 M 400 V 650°

Distribution box, 9 division units, with screw terminal

Type	Terminals	Colour	Dimension LxWxH mm	Pack	Weight	Item no.
				Piece	kg/100 pc.	
SDB 09 PS	Connector	Light grey	240x191x125	1	110.000	2008808

Surface-mounted distribution box, with protective insulation for max. 9 division units. There are 9 break-out openings (8x Ø20 and 1x Ø20/25/32) on both the upper and lower sides incl. pre-mounted 35 mm hat profile support rail. The four screw cover caps supplied prevent unwanted "voltage carry over".

Suitable for interior and protected exterior mounting
 Accessories:

- Terminal strip set consisting of: Two PE/N terminals each with 4x 16 mm² screw terminal points, mini hat profile rail, mounting instructions and fastening set
- Self-adhesive pictograms for installation labelling and labelling of the connected consumers
- Six elastic cable entries Ø20 mm for cable diameters 0–17 mm
- One elastic cable entry Ø25 mm for cable diameter 0–22 mm
- One elastic cable entry Ø32 mm for cable diameter 0–28 mm



PS
 IP 66 IK 07 T M20 M25 M32 M 400 V 650°

Distribution box, 12 division units, with screw terminal

Type	Terminals	Colour	Dimension LxWxH mm	Pack	Weight	Item no.
				Piece	kg/100 pc.	
SDB 12 PS	Connector	Light grey	286x202x125	1	141.000	2008812

Surface-mounted distribution box, with protective insulation for max. 12 division units. There are 11 break-out openings (10x Ø20 and 1x Ø20/25/32) on both the upper and lower sides incl. pre-mounted 35 mm hat profile support rail. The four screw cover caps supplied prevent unwanted "voltage carry over".

Suitable for interior and protected exterior mounting
 Accessories:

- Terminal strip set consisting of: Three PE/N terminals each with 4x 16 mm² screw terminal points, mini hat profile rail, mounting instructions and fastening set
- Self-adhesive pictograms for installation labelling and labelling of the connected consumers
- Eight elastic cable entries Ø20 mm for cable diameters 0–17 mm
- One elastic cable entry Ø25 mm for cable diameter 0–22 mm
- One elastic cable entry Ø32 mm for cable diameter 0–28 mm



PS PC
 IP 66 IK 07 T M20 M25 M 400 V UV RESISTANT 650°
 PHOTO PROTECTANT D'E

Distribution box, 3 division units, empty

Type	Colour	Dimension LxWxH mm	Pack	Weight	Item no.
			Piece	kg/100 pc.	
SDB 03L PC	Light grey	150x190x125	1	78.000	2008860
SDB 03L PS	Light grey	150x190x125	1	69.000	2008820

Surface-mounted distribution box, with protective insulation for max. 3 division units. There are 3 break-out openings (2x Ø20 and 1x Ø20/25) on both the upper and lower sides incl. pre-mounted 35 mm hat profile support rail. The four screw cover caps supplied prevent unwanted "voltage carry over".

The PC small distributors are suitable for mounting for interior and exterior use.



Distribution box, 5 division units, empty




Type	Colour	Dimension LxWxH mm	Pack Piece	Weight kg/100 pc.	Item no.
SDB 05L PS	Light grey	190x150x125	1	69.500	2008824
SDB 05L PC	Light grey	190x150x125	1	78.500	2008864

Surface-mounted distribution box, with protective insulation for max. 5 division units. There are 5 break-out openings (4x Ø20 and 1x Ø20/25) on both the upper and lower sides incl. pre-mounted 35 mm hat profile support rail. The four screw cover caps supplied prevent unwanted "voltage carry over".

The PS small distributors are suitable for mounting in interiors and in protected exteriors.

Distribution box, 9 division units, empty



Type	Colour	Dimension LxWxH mm	Pack Piece	Weight kg/100 pc.	Item no.
SDB 09L PS	Light grey	240x191x125	1	96.000	2008828
SDB 09L PC	Light grey	240x191x125	1	108.000	2008868

Surface-mounted distribution box, with protective insulation for max. 9 division units. There are 9 break-out openings (8x Ø20 and 1x Ø20/25/32) on both the upper and lower sides incl. pre-mounted 35 mm hat profile support rail. The four screw cover caps supplied prevent unwanted "voltage carry over".

The PS small distributors are suitable for mounting in interiors and in protected exteriors.

Distribution box, 12 division units, empty



Type	Colour	Dimension LxWxH mm	Pack Piece	Weight kg/100 pc.	Item no.
SDB 12L PS	Light grey	286x202x125	1	120.000	2008832
SDB 12L PC	Light grey	286x202x125	1	134.000	2008872

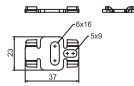
Surface-mounted distribution box, with protective insulation for max. 12 division units. There are 11 break-out openings (10x Ø20 and 1x Ø20/25/32) on both the upper and lower sides incl. pre-mounted 35 mm hat profile support rail. The four screw cover caps supplied prevent unwanted "voltage carry over".

The PS small distributors are suitable for mounting in interiors and in protected exteriors.



External fastening or connection

A2	2B						
IP 67	IK 09 T	M20	M25	M32	M40	7	750 V
650°	UV RESISTANT						



Type	Pack Piece	Weight kg/100 pc.	Item no.
AV-S	20	0.900	2007990

The convenient external fastening/connection means the cable boxes and distribution boxes of the S and SDB series can be fastened easily to a wall. Because they fasten outside the cable box, the possibility of voltage carry over is ruled out. These metal connectors can also be used for lining up several boxes together.





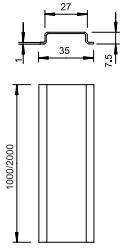


Hat profile rails

The OBO hat profile/G support rails are machined according to DIN EN 60715. According to the standard IEC 60947-7-2, steel support rails are approved as a protective conductor busbar (PE function), however not as a PEN function!


Perforated

Unperforated

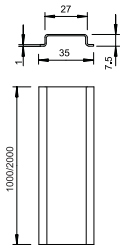


Hat profile rail 35 x 7.5 mm to DIN EN 60715 (formerly DIN EN 50022).

Hat profile rail, unperforated




Type	Version	Material thickness mm	Length mm	Bundle m	Weight kg/100 m	Item no.
2069 2M BK	Unperforated	1	2000	50	36.040	1115618

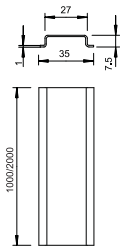


Hat profile rail 35 x 7.5 mm to DIN EN 60715 (formerly DIN EN 50022).

Hat profile rail, unperforated




Type	Version	Material thickness mm	Length mm	Bundle m	Weight kg/100 m	Item no.
2069 1M FS	Unperforated	1	1000	25	36.020	1115677
2069 2M FS	Unperforated	1	2000	50	36.033	1115626



Hat profile rail 35 x 7.5 mm to DIN EN 60715 (formerly DIN EN 50022).

Hat profile rail, unperforated

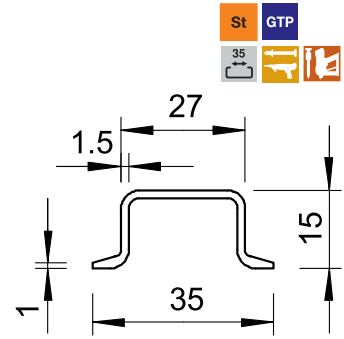



Type	Version	Material thickness mm	Length mm	Bundle m	Weight kg/100 m	Item no.
2069 1M GTP	Unperforated	1	1000	25	36.020	1115685
2069 2M GTP	Unperforated	1	2000	50	36.040	1115650



Hat profile rails

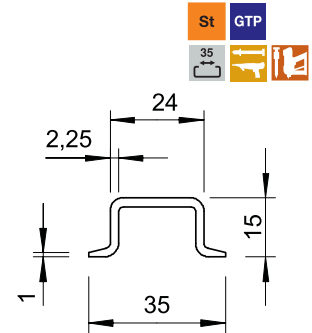

Hat profile rail, unperforated



Type	Version	Material thickness mm	Length mm	Bundle m	Weight kg/100 m	Item no.
2069 15 1.5 GTP	Unperforated	1.5	2000	20	66.000	1115421

Hat profile rail 35 x 15 mm similar to DIN EN 60715 (formerly DIN EN 50022), but with material thickness 1.5 mm.

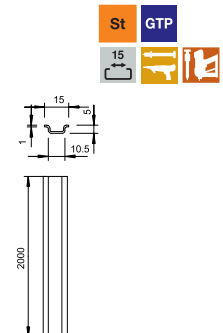
Hat profile rail, unperforated



Type	Version	Material thickness mm	Length mm	Bundle m	Weight kg/100 m	Item no.
2069 15 2.2 GTP	Unperforated	2.25	2000	20	97.000	1115553

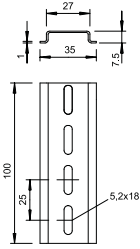
Hat profile rail 35 x 15 mm to DIN EN 60715 (formerly DIN EN 50022).

Hat profile rail unperforated




Type	Version	Material thickness mm	Length mm	Bundle m	Weight kg/100 m	Item no.
46277 GTP	Unperforated	1	2000	50	12.400	1115332
46277 GTPL	Perforated	1	2000	50	12.400	1115359

Hat profile rail 15 x 5 mm to DIN EN 60715 (formerly DIN EN 50045).

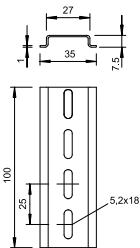


Hat profile rail 35 x 7.5 mm to DIN EN 60715 (formerly DIN EN 50022).

Hat profile rail, perforated




Type	Version	Material thickness mm	Length mm	Bundle m	Weight kg/100 m	Item no.
2069 2M GTP	Perforated	1	2000	50	33.280	1115669

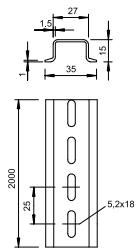


Hat profile rail 35 x 7.5 mm to DIN EN 60715 (formerly DIN EN 50022).

Hat profile rail, perforated




Type	Version	Material thickness mm	Length mm	Bundle m	Weight kg/100 m	Item no.
2069 L 2M FS	Perforated	1	2000	50	33.280	1115804



Hat profile rail 35 x 15 mm similar to DIN EN 60715 (formerly DIN EN 50022), but with material thickness 1.5 mm.

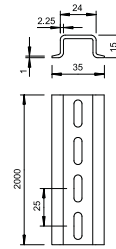

Hat profile rail, perforated



Type	Version	Material thickness mm	Length mm	Bundle m	Weight kg/100 m	Item no.
2069 15 1.5 FS	Perforated	1.5	2000	20	66.000	1115460
2069 15 1.5 GTP	Perforated	1.5	2000	20	66.000	1115456



Hat profile rail, perforated



Hat profile rail 35 x 15 mm to DIN EN 60715 (formerly DIN EN 50022).


Type	Version	Material thickness mm	Length mm	Bundle m	Weight kg/100 m	Item no.
2069 15 2.2 GTPL	Perforated	2.25	2000	20	97.000	1115596










Junction boxes


Junction boxes



Junction boxes

	Junction boxes, A series	124
	T series junction boxes	130
	X series junction boxes	148
	Junction boxes Firebox	156
	Mx series junction boxes	164





Junction boxes A series

Classic and still youthful: The well-known junction boxes of the A series have had a makeover. Halogen-free thermoplastic is just as much of a hallmark of the A series as a tight-fitting clamshell and pre-marked cable entries. A protection rating of IP55 and practical external fastenings round off the profile of the classic item.



- Halogen-free thermoplastic
- Sturdy external fastenings
- Quick mounting with snug-fitting clamshell
- Suitable for wet rooms, IP55

Pre-marked cable entry

The pre-marked cable entries can be opened with a knife or using the cut-out tool supplied.



Junction box A 6



	Type	A 6	A 6 HF RW	
Colour	Light grey	Pure white		
Dimension LxWxH mm	80x43x36	80x43x36		
Clear internal dimensions mm	69x32x30	69x32x30		
Pack Piece	10	10		
Weight kg/100 pc.	2.560	2.560		
Item no.	2000001	2000005		

PE Polyethylene

Protection rating IP55, rated voltage 400 V, nominal cross-section 2.5 ÷ mm², 6 entries for cable diameter 5–14 mm
 4 entries for cable diameter 5–9 mm.
 Clamshell.
 Dimensions: 80 x 43 x 36 mm
 Clear internal dimensions: 69 x 32 x 30 mm
 1 cut-out tool for every 10 boxes

Junction box A 8

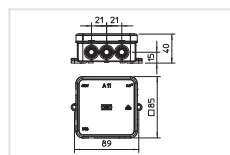


	Type	A 8	A 8 HF RW	
Accessories	without terminal strip	without terminal strip		
Colour	Light grey	Pure white		
Dimension LxWxH mm	75x75x36,7	75x75x36,7		
Clear internal dimensions mm	65x65x32	65x65x32		
Pack Piece	10	10		
Weight kg/100 pc.	3.649	5.140		
Item no.	2000016	2000075		

PE Polyethylene

Protection rating IP55, rated voltage 400 V, nominal cross-section 2.5 ÷ mm², 7 entries for cable diameters of 5–14 mm.
 Clamshell.
 Dimensions: 75 x 75 x 36.2 mm
 Clear internal dimensions: 65 x 65 x 32 mm
 1 cut-out tool for every 10 boxes

Junction box A 11

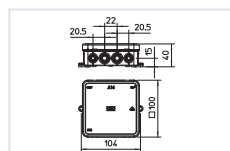



Type	A 11	A 11 HF RW
Accessories	without terminal strip	without terminal strip
Colour	Light grey	Pure white
Dimension LxWxH mm	85x85x40	85x85x40
Clear internal dimensions mm	75x75x35	75x75x35
Pack Piece	10	10
Weight kg/100 pc.	6.200	6.200
Item no.	2000342	2000180

PE Polyethylene

Protection rating IP55, rated voltage 400 V, nominal cross-section 2.5 ÷ mm², 12 entries for cable diameter 5–14 mm.
Clamshell.
Dimensions: 85 x 85 x 40 mm
Clear internal dimensions: 75 x 75 x 35 mm
1 cut-out tool for every 10 boxes

Junction box A 14

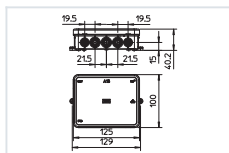


Type	A 14	A 14 HF RW
Accessories	without terminal strip	without terminal strip
Colour	Light grey	Pure white
Dimension LxWxH mm	100x100x40	100x100x40
Clear internal dimensions mm	90x90x35	90x90x35
Pack Piece	10	10
Weight kg/100 pc.	5.855	5.855
Item no.	2000378	2000390

PE Polyethylene

Protection rating IP55, rated voltage 400 V, nominal cross-section 2.5 ÷ mm², 8 entries for cable diameter 5–14 mm
8 entries for cable diameter 5–11 mm.
Clamshell.
Dimensions: 100 x 100 x 40 mm
Clear internal dimensions: 90 x 90 x 35 mm
1 cut-out tool for every 10 boxes

Junction box A 18

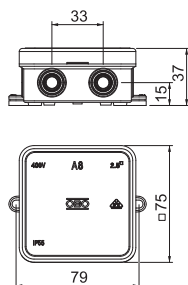


Type	A 18	A 18 HF RW
Accessories	without terminal strip	without terminal strip
Colour	Light grey	Pure white
Dimension LxWxH mm	125x100x40	125x100x40
Clear internal dimensions mm	115x90x35	115x90x35
Pack Piece	10	10
Weight kg/100 pc.	6.957	6.957
Item no.	2000410	2000422

PE Polyethylene


Protection rating IP55, rated voltage 400 V, nominal cross-section 2.5 ÷ mm², 10 entries for cable diameter 5–14 mm
 8 entries for cable diameter 5–11 mm.
 Clamshell.
 Dimensions: 125 x 100 x 40 mm
 Clear internal dimensions: 115 x 90 x 35 mm
 1 cut-out tool for every 10 boxes


Junction box A 8 with terminal strip



Type	Accessories	Colour	Dimension LxWxH mm	Clear internal dimensions mm	Pack Piece	Weight kg/100 pc.	Item no.
A 8 5	1 terminal strip	Light grey	75x75x36,7	65x65x32	10	6.500	2000024

Protection rating IP55, nominal voltage 690 V, nominal cross-section 2,5 mm², 7 entries for cable diameter 5–14 mm.
 Clamshell.
 Dimensions: 75 x 75 x 36,2 mm
 Clear internal dimensions: 65x65x32 mm
 1 cut-out tool for every 10 boxes





Junction boxes T series

Intelligence is the natural characteristic of the T series: Our developers have used high-quality materials, sensible wall thicknesses and a stable construction to ensure that the T series can stand up to even the hardest conditions. All the boxes are made of halogen-free polypropylene and do not contain fluorine, chlorine or bromine.

- Wide range: Seven sizes, six variants
- High impermeability of IP 66
- High impact resistance of IK 08
- White variants with UV protection for outdoor use
- Flame-resistant: Standard up to 650 °C, special models up to 960 °C
- Halogen-free: Without chloride, fluoride or bromine



Junction box T 25, plug-in seal



Type	T 25
Colour	Light grey
Entries	4 x M25
Dimension mm	Ø80x51
Clear internal dimensions mm	Ø63x45
Pack Piece	5
Weight kg/100 pc.	4.190
Item no.	2007029

PP Polypropylene

Junction box for the connection of cables and lines indoors and in protected outdoor areas. Round design with plug-in seals to the sides and knock-out entries in the bottom. Suitable for wall and ceiling mounting, on mounting panels and threads in the floor. With the option to fasten inside. With fixed clamping cover. Made from halogen-free and UV-stabilized materials. Junction box according to DIN EN 60670. Flame-resistant to DIN EN 60695/2/11, test temperature 650 °C. Impact resistance IK07 according to DIN EN 50102.

Junction box T 40, plug-in seal

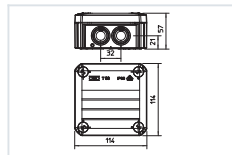


Type	T 40
Colour	Light grey
Entries	7 x M25
Dimension LxWxH mm	90x90x52
Clear internal dimensions mm	77x77x46
Pack Piece	5
Weight kg/100 pc.	6.700
Item no.	2007045

PP Polypropylene

Junction box for the connection of cables and lines indoors and in protected outdoor areas. Square design with plug-in seals to the sides and knock-out entries in the bottom. Suitable for wall and ceiling mounting and on mounting panels. With the option to fasten inside. With fixed clamping cover. Made from halogen-free and UV-stabilized materials. Junction box according to DIN EN 60670. Flame-resistant to DIN EN 60695/2/11, test temperature 650 °C. Impact resistance IK07 according to DIN EN 50102.

Junction box T 60, plug-in seal



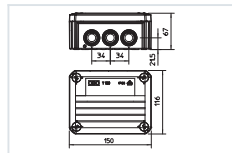
Type	T 60
Colour	Light grey
Entries	7 x M25
Dimension LxWxH mm	114x114x57
Clear internal dimensions mm	100x100x48
Pack Piece	5
Weight kg/100 pc.	12.300
Item no.	2007061

PP Polypropylene

Junction box for the connection of cables and lines indoors and in protected outdoor areas. Square design with plug-in seals to the sides and knock-out entries in the bottom. Suitable for wall and ceiling mounting and on mounting panels. With the option to fasten inside and to mount via the corner domes. Cover with quick lock, sealable. Made from halogen-free and UV-stabilized materials.

Junction box according to DIN EN 60670. Flame-resistant to DIN EN 60695/2/11, test temperature 650 °C. Impact resistance IK07 according to DIN EN 50102.

Junction box T 100, plug-in seal



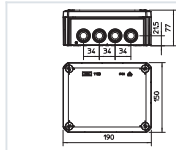
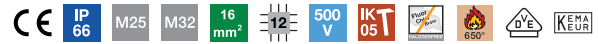
Type	T 100	T 100 M25-M32
Colour	Light grey	Light grey
Entries	10 x M25	8 x M25 2 x M32
Dimension LxWxH mm	150x116x67	150x116x67
Clear internal dimensions mm	136x102x57	136x102x57
Pack Piece	1	1
Weight kg/100 pc.	16.270	16.300
Item no.	2007077	2007081

PP Polypropylene

Junction box for the connection of cables and lines indoors and in protected outdoor areas. Rectangular design with plug-in seals to the sides and knock-out entries in the bottom. Suitable for wall and ceiling mounting and on mounting panels. With the option to fasten inside and to mount via the corner domes. Cover with quick lock, sealable. Made from halogen-free and UV-stabilized materials.

Junction box according to DIN EN 60670. Flame-resistant to DIN EN 60695/2/11, test temperature 650 °C. Impact resistance IK07 according to DIN EN 50102.

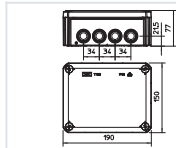
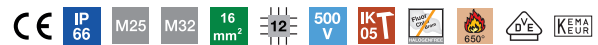
Junction box T 160, plug-in seal



Type	T 160
Colour	Light grey
Entries	7 x M25 5 x M32
Dimension LxWxH mm	190x150x77
Clear internal dimensions mm	176x135x67
Pack Piece	1
Weight kg/100 pc.	30.000
Item no.	2007093
	PP/GF Polypropylene, fibre-glass reinforced

Junction box for the connection of cables and lines indoors and in protected outdoor areas. Rectangular design with plug-in seals to the sides and knock-out entries in the bottom. Suitable for wall and ceiling mounting and on mounting panels. With the option to fasten inside and to mount via the corner domes. Cover with quick lock, sealable. Made from halogen-free and UV-stabilized materials.
Junction box according to DIN EN 60670. Flame-resistant to DIN EN 60695/2/11, test temperature 650 °C. Impact resistance IK05 according to DIN EN 50102.

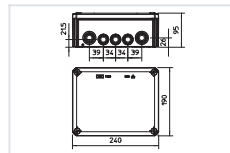

Junction box T 160, with 10xM32 entries



Type	T 160 M32
Colour	Light grey
Entries	10 x M32
Dimension LxWxH mm	190x150x77
Clear internal dimensions mm	176x135x67
Pack Piece	1
Weight kg/100 pc.	30.000
Item no.	2007097
	PP/GF Polypropylene, fibre-glass reinforced

Junction box for the connection of cables and lines indoors and in protected outdoor areas. Rectangular design with plug-in seals to the sides and knock-out entries in the bottom. Suitable for wall and ceiling mounting and on mounting panels. With the option to fasten inside and to mount via the corner domes. Cover with quick lock, sealable. Made from halogen-free and UV-stabilized materials.
Junction box according to DIN EN 60670. Flame-resistant to DIN EN 60695/2/11, test temperature 650 °C. Impact resistance IK05 according to DIN EN 50102.

Junction box T 250, plug-in seal

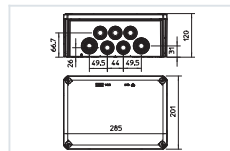


Type	T 250
Colour	Light grey
Entries	9 x M25 7 x M32
Dimension LxWxH mm	240x190x95
Clear internal dimensions mm	225x173x86
Pack Piece	1
Weight kg/100 pc.	50.000
Item no.	2007109

PP/GF Polypropylene, fibre-glass reinforced

Junction box for the connection of cables and lines indoors and in protected outdoor areas. Rectangular design with plug-in seals to the sides and knock-out entries in the bottom. Suitable for wall and ceiling mounting, on mounting panels and threads in the floor. With the option to fasten inside and to mount via the corner domes. Cover with quick lock, sealable. Made from halogen-free and UV-stabilized materials. Junction box according to DIN EN 60670. Flame-resistant to DIN EN 60695/2/11, test temperature 650 °C. Impact resistance IK05 according to DIN EN 50102.

Junction box T 350, plug-in seal



Type	T 350
Colour	Light grey
Entries	16 x M32 8 x M40
Dimension LxWxH mm	285x201x120
Clear internal dimensions mm	267x182x110
Pack Piece	1
Weight kg/100 pc.	63.000
Item no.	2007125

PP/GF Polypropylene, fibre-glass reinforced

Junction box for the connection of cables and lines indoors and in protected outdoor areas. Rectangular design with plug-in seals to the sides and knock-out entries in the bottom. Suitable for wall and ceiling mounting and on mounting panels. With the option to fasten inside and to mount via the corner domes. Cover with quick lock, sealable. Made from halogen-free and UV-stabilized materials. Junction box according to DIN EN 60670. Flame-resistant to DIN EN 60695/2/11, test temperature 650 °C. Impact resistance IK05 according to DIN EN 50102.

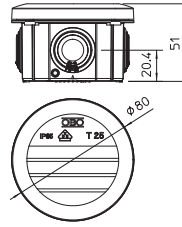
PP



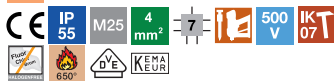
Junction box T 25, plug-in seal, terminal strip

Type	Colour	Entries	Dimension mm	Clear internal dimensions mm	Pack Piece	Weight kg/100 pc.	Item no.
T 25 KL	Light grey	4 x M25	Ø80x51	Ø63x45	5	6.400	2007430

Junction box with terminal strip for the connection of cables and lines indoors and in protected outdoor areas. Round design with plug-in seals to the sides and knock-out entries in the bottom. Suitable for wall and ceiling mounting, on mounting panels and threads in the floor. With the option to fasten inside. With fixed clamping cover. Made from halogen-free and UV-stabilized materials. Junction box according to DIN EN 60670. Flame-resistant to DIN EN 60695/2/11, test temperature 650 °C. Impact resistance IK07 according to DIN EN 50102.



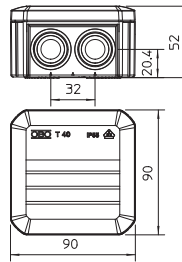
PP



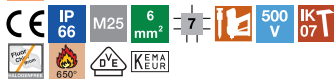
Junction box T 40, plug-in seal, terminal strip

Type	Colour	Entries	Dimension LxWxH mm	Clear internal dimensions mm	Pack Piece	Weight kg/100 pc.	Item no.
T 40 KL	Light grey	7 x M25	90x90x52	77x77x46	5	8.900	2007432

Junction box with terminal strip for the connection of cables and lines indoors and in protected outdoor areas. Square design with plug-in seals to the sides and knock-out entries in the bottom. Suitable for wall and ceiling mounting and on mounting panels. With the option to fasten inside. Made from halogen-free and UV-stabilized materials. Junction box according to DIN EN 60670. Flame-resistant to DIN EN 60695/2/11, test temperature 650 °C. Impact resistance IK07 according to DIN EN 50102.



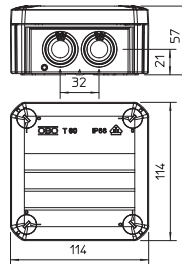
PP



Junction box T 60, plug-in seal, terminal strip

Type	Entries	Colour	Dimension LxWxH mm	Clear internal dimensions mm	Pack Piece	Weight kg/100 pc.	Item no.
T 60 KL	7 x M25	Light grey	114x114x57	100x100x48	5	16.700	2007434

Junction box with terminal strip for the connection of cables and lines indoors and in protected outdoor areas. Square design with plug-in seals to the sides and knock-out entries in the bottom. Suitable for wall and ceiling mounting and on mounting panels. With the option to fasten inside and to mount via the corner domes. Cover with quick lock, sealable. Made from halogen-free and UV-stabilized materials. Junction box according to DIN EN 60670. Flame-resistant to DIN EN 60695/2/11, test temperature 650 °C. Impact resistance IK07 according to DIN EN 50102.



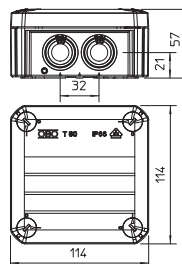
PP



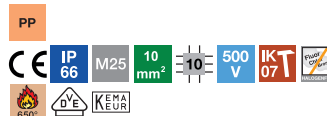
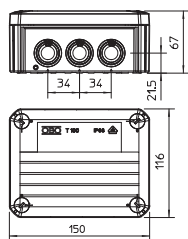
Junction box T 60, plug-in seal, terminal strip, cast resin

Type	Colour	Entries	Dimension LxWxH mm	Clear internal dimensions mm	Pack Piece	Weight kg/100 pc.	Item no.
T 60 hars	Light grey	7 x M25	114x114x57	100x100x48	1	64.000	2010007

Set consisting of a T 60 junction box with terminal strip, casting resin and a pair of disposable gloves. 2-component casting resin in a mixing bag to protect the electrical installation against moisture, in accordance with the IP68 protection class, and mechanical loads.



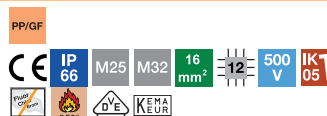
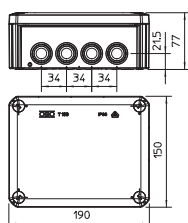
Junction box T 100, plug-in seal, terminal strip



Type	Colour	Entries	Dimension LxWxH mm	Clear internal dimensions mm	Pack Piece	Weight kg/100 pc.	Item no.
T 100 KL	Light grey	10 x M25	150x116x67	136x102x57	1	40.000	2007436

Junction box with terminal strip for the connection of cables and lines indoors and in protected outdoor areas. Rectangular design with plug-in seals to the sides and knock-out entries in the bottom. Suitable for wall and ceiling mounting and on mounting panels. With the option to fasten inside and to mount via the corner domes. Cover with quick lock, sealable. Made from halogen-free and UV-stabilized materials. Junction box according to DIN EN 60670. Flame-resistant to DIN EN 60695/2/11, test temperature 650 °C. Impact resistance IK07 according to DIN EN 50102.

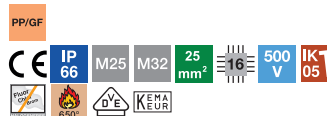
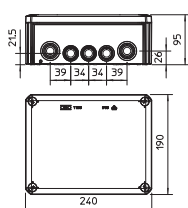
Junction box T 160, plug-in seal



Type	Colour	Entries	Dimension LxWxH mm	Clear internal dimensions mm	Pack Piece	Weight kg/100 pc.	Item no.
T 160 KL	Light grey	7 x M25 5 x M32	190x150x77	176x135x67	1	64.200	2007440

Junction box with terminal strip for the connection of cables and lines indoors and in protected outdoor areas. Rectangular design with plug-in seals to the sides and knock-out entries in the bottom. Suitable for wall and ceiling mounting and on mounting panels. With the option to fasten inside and to mount via the corner domes. Cover with quick lock, sealable. Made from halogen-free and UV-stabilized materials. Junction box according to DIN EN 60670. Flame-resistant to DIN EN 60695/2/11, test temperature 650 °C. Impact resistance IK05 according to DIN EN 50102.

Junction box T 250, plug-in seal, terminal strip



Type	Colour	Entries	Dimension LxWxH mm	Clear internal dimensions mm	Pack Piece	Weight kg/100 pc.	Item no.
T 250 KL	Light grey	9 x M25 7 x M32	240x190x95	225x173x86	1	79.500	2007444

Junction box with terminal strip for the connection of cables and lines indoors and in protected outdoor areas. Rectangular design with plug-in seals to the sides and knock-out entries in the bottom. Suitable for wall and ceiling mounting, on mounting panels and threads in the floor. With the option to fasten inside and to mount via the corner domes. Cover with quick lock, sealable. Made from halogen-free and UV-stabilized materials. Junction box according to DIN EN 60670. Flame-resistant to DIN EN 60695/2/11, test temperature 650 °C. Impact resistance IK05 according to DIN EN 50102.

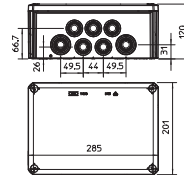
PP/GF



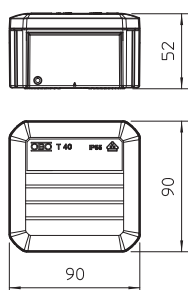
Junction box T 350, plug-in seal, terminal strip

Type	Colour	Entries	Dimension LxWxH mm	Clear internal dimensions mm	Pack Piece	Weight kg/100 pc.	Item no.
T 350 KL	Light grey	16 x M32 8 x M40	285x201x120	267x182x110	1	95.700	2007448

Junction box with terminal strip for the connection of cables and lines indoors and in protected outdoor areas. Rectangular design with plug-in seals. Suitable for wall and ceiling mounting, on mounting panels and threads in the floor. With the option to fasten inside and to mount via the corner domes. Cover with quick lock, sealable. Made from halogen-free and UV-stabilized materials. Junction box according to DIN EN 60670. Flame-resistant to DIN EN 60695/2/11, test temperature 650 °C. Impact resistance IK05 according to DIN EN 50102.



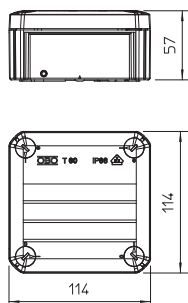
Junction box T 40, closed



Type	Colour	Dimension LxWxH mm	Clear internal dimensions mm		Pack Piece	Weight kg/100 pc.	Item no.
			mm	mm			
T 40 OE	Light grey	90x90x52	77x77x46		5	6.300	2007223

Junction box for the connection of cables and lines indoors and in protected outdoor areas. Square design without entries. Suitable for wall and ceiling mounting and on mounting panels. With the option to fasten inside and to mount via the corner domes. With fixed clamping cover. Made from halogen-free and UV-stabilized materials. Junction box according to DIN EN 60670. Flame-resistant to DIN EN 60695/2/11, test temperature 650 °C. Impact resistance IK07 according to DIN EN 50102.

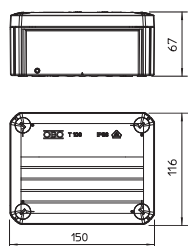
Junction box T 60, closed



Type	Colour	Dimension LxWxH mm	Clear internal dimensions mm		Pack Piece	Weight kg/100 pc.	Item no.
			mm	mm			
T 60 OE	Light grey	114x114x57	100x100x46		5	12.000	2007239

Junction box for the connection of cables and lines indoors and in protected outdoor areas. Square design without entries. Suitable for wall and ceiling mounting and on mounting panels. With the option to fasten inside and to mount via the corner domes. Cover with quick lock, sealable. Made from halogen-free and UV-stabilized materials. Junction box according to DIN EN 60670. Flame-resistant to DIN EN 60695/2/11, test temperature 650 °C. Impact resistance IK08 according to DIN EN 50102.

Junction box T 100, closed



Type	Colour	Dimension LxWxH mm	Clear internal dimensions mm		Pack Piece	Weight kg/100 pc.	Item no.
			mm	mm			
T 100 OE	Light grey	150x116x67	136x102x57		1	16.200	2007255

Junction box for the connection of cables and lines indoors and in protected outdoor areas. Rectangular design without entries. Suitable for wall and ceiling mounting and on mounting panels. With the option to fasten inside and to mount via the corner domes. Cover with quick lock, sealable. Made from halogen-free and UV-stabilized materials. Junction box according to DIN EN 60670. Flame-resistant to DIN EN 60695/2/11, test temperature 650 °C. Impact resistance IK07 according to DIN EN 50102.

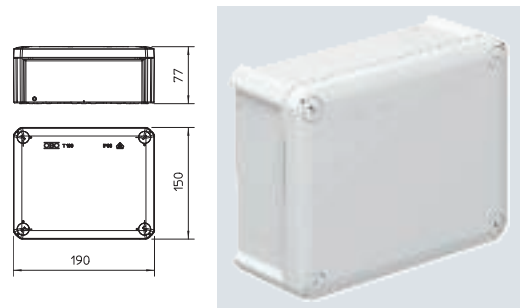
PP/GF



Type	Colour	Dimension LxWxH mm	Clear internal dimensions mm	Pack Piece	Weight kg/100 pc.	Item no.
T 160 OE	Light grey	190x150x77	176x135x67	1	30.000	2007271

Junction box for the connection of cables and lines indoors and in protected outdoor areas. Rectangular design without entries. Suitable for wall and ceiling mounting and on mounting panels. With the option to fasten inside and to mount via the corner domes. Cover with quick lock, sealable. Made from halogen-free and UV-stabilized materials. Junction box according to DIN EN 60670. Flame-resistant to DIN EN 60695/2/11, test temperature 650 °C. Impact resistance IK04 according to DIN EN 50102.

Junction box T 160, closed



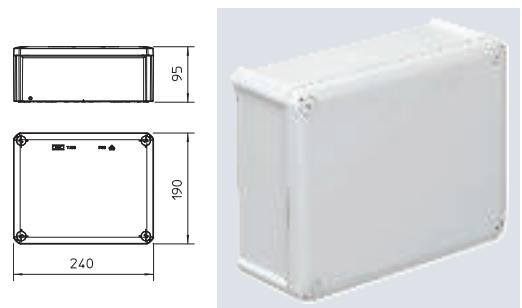
PP/GF



Type	Colour	Dimension LxWxH mm	Clear internal dimensions mm	Pack Piece	Weight kg/100 pc.	Item no.
T 250 OE	Light grey	240x190x95	225x173x86	1	48.300	2007287

Junction box for the connection of cables and lines indoors and in protected outdoor areas. Rectangular design without entries. Suitable for wall and ceiling mounting, on mounting panels and threads in the floor. With the option to fasten inside and to mount via the corner domes. Cover with quick lock, sealable. Made from halogen-free and UV-stabilized materials. Junction box according to DIN EN 60670. Flame-resistant to DIN EN 60695/2/11, test temperature 650 °C. Impact resistance IK05 according to DIN EN 50102.

Junction box T 250, closed



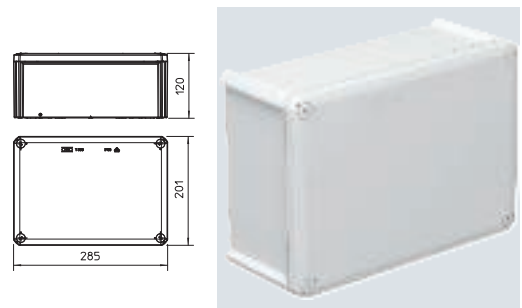
PP/GF



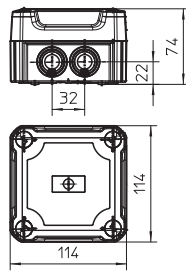
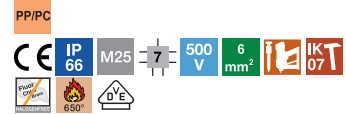
Type	Colour	Dimension LxWxH mm	Clear internal dimensions mm	Pack Piece	Weight kg/100 pc.	Item no.
T 350 OE	Light grey	285x201x120	267x182x110	1	58.800	2007303

Closed junction box for the connection of cables and lines indoors and in protected outdoor areas. Rectangular design without entries. Suitable for wall and ceiling mounting, on mounting panels and threads in the floor. With the option to fasten inside and to mount via the corner domes. Cover with quick lock, sealable. Made from halogen-free and UV-stabilized materials. Junction box according to DIN EN 60670. Flame-resistant to DIN EN 60695/2/11, test temperature 650 °C. Impact resistance IK05 according to DIN EN 50102.

Junction box T 350, closed



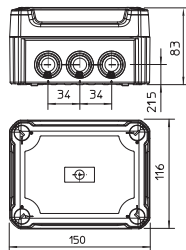
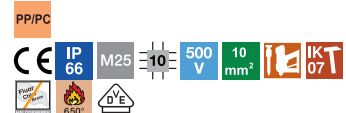
Junction box T60, plug-in seal, elevated cover



Type	Entries	Dimension	Clear	Pack	Weight	Item no.
		LxWxH mm	internal dimensions mm			
T 60 HD LGR	7xM25	114x114x74	100x100x65	1	17.180	2007710

Junction box for the connection of cables and lines indoors and in protected outdoor areas. Square design with plug-in seals to the sides and knock-out entries in the bottom. Suitable for wall and ceiling mounting and on mounting panels. With the option to fasten inside and to mount via the corner domes. High cover with quick lock, sealable. Made from halogen-free and UV-stabilized materials. With hat profile rail. Junction box according to DIN EN 60670. Flame-resistant to DIN EN 60695/2/11, test temperature 650 °C. Impact resistance IK07 according to DIN EN 50102.

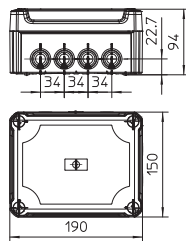
Junction box T100, plug-in seal, elevated cover



Type	Entries	Dimension	Clear	Pack	Weight	Item no.
		LxWxH mm	internal dimensions mm			
T 100 HD LGR	10xM25	150x116x83	136x102x74	1	22.550	2007712

Junction box for the connection of cables and lines indoors and in protected outdoor areas. Rectangular design with plug-in seals to the sides and knock-out entries in the bottom. Suitable for wall and ceiling mounting and on mounting panels. With the option to fasten inside and to mount via the corner domes. High, transparent cover with quick lock, sealable. Made from halogen-free and UV-stabilized materials. With hat profile rail. Junction box according to DIN EN 60670. Flame-resistant to DIN EN 60695/2/11, test temperature 650 °C. Impact resistance IK07 according to DIN EN 50102.

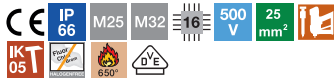
Junction box T160, plug-in seal, elevated cover



Type	Entries	Dimension	Clear	Pack	Weight	Item no.
		LxWxH mm	internal dimensions mm			
T 160 HD LGR	7xM25 5xM32	190x150x94	176x135x84	1	34.180	2007714

Junction box for the connection of cables and lines indoors and in protected outdoor areas. Rectangular design with plug-in seals to the sides and knock-out entries in the bottom. Suitable for wall and ceiling mounting and on mounting panels. With the option to fasten inside and to mount via the corner domes. High, transparent cover with quick lock, sealable. Made from halogen-free and UV-stabilized materials. With hat profile rail. Junction box according to DIN EN 60670. Flame-resistant to DIN EN 60695/2/11, test temperature 650 °C. Impact resistance IK05 according to DIN EN 50102.

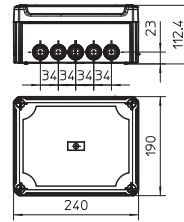
PP/PC



Junction box T250, plug-in seal, elevated cover

Type	Entries	Dimension LxWxH mm	Clear internal dimensions mm	Pack Piece	Weight kg/100 pc.	Item no.
T 250 HD LGR	9xM25 7xM32	240x190x112	225x173x103	1	52.010	2007716

Junction box for the connection of cables and lines indoors and in protected outdoor areas. Rectangular design with plug-in seals to the sides and knock-out entries in the bottom. Suitable for wall and ceiling mounting, on mounting panels and threads in the floor. With the option to fasten inside and to mount via the corner domes. High, transparent cover with quick lock, sealable. Made from halogen-free and UV-stabilized materials. With hat profile rail.
Junction box according to DIN EN 60670. Flame-resistant to DIN EN 60695/2/11, test temperature 650 °C. Impact resistance IK05 according to DIN EN 50102.



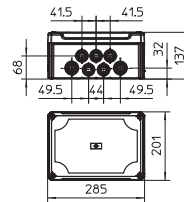
PP/PC



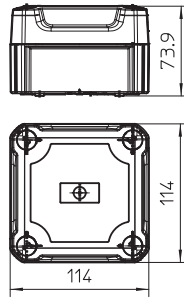
Junction box T350, plug-in seal, elevated cover

Type	Entries	Dimension LxWxH mm	Clear internal dimensions mm	Pack Piece	Weight kg/100 pc.	Item no.
T 350 HD LGR	16xM32 8xM40	285x201x137	267x182x127	1	72.760	2007718

Junction box for the connection of cables and lines indoors and in protected outdoor areas. Rectangular design with plug-in seals. Suitable for wall and ceiling mounting, on mounting panels and threads in the floor. With the option to fasten inside and to mount via the corner domes. High, transparent cover with quick lock, sealable. Made from halogen-free and UV-stabilized materials. With hat profile rail.
Junction box according to DIN EN 60670. Flame-resistant to DIN EN 60695/2/11, test temperature 650 °C. Impact resistance IK05 according to DIN EN 50102.



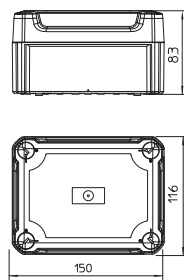
Junction box T60, closed, elevated cover



Type	Entries	Dimension LxWxH mm	Clear internal dimensions mm	Pack Piece	Weight kg/100 pc.	Item no.
T 60 OE HD LGR	None	114x114x74	100x100x63	1	16.600	2007730

Closed junction box for the connection of cables and lines indoors and in protected outdoor areas. Square design without entries. Suitable for wall and ceiling mounting and on mounting panels. With the option to fasten inside and to mount via the corner domes. High, transparent cover with quick lock, sealable. Made from halogen-free and UV-stabilized materials. With hat profile rail.
Junction box according to DIN EN 60670. Flame-resistant to DIN EN 60695/2/11, test temperature 650 °C. Impact resistance IK07 according to DIN EN 50102.

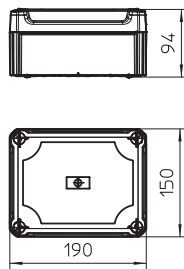
Junction box T100, closed, elevated cover



Type	Entries	Dimension LxWxH mm	Clear internal dimensions mm	Pack Piece	Weight kg/100 pc.	Item no.
T 100 OE HD LGR	None	150x116x83	136x102x74	1	23.650	2007732

Closed junction box for the connection of cables and lines indoors and in protected outdoor areas. Rectangular design without entries. Suitable for wall and ceiling mounting and on mounting panels. With the option to fasten inside and to mount via the corner domes. High, transparent cover with quick lock, sealable. Made from halogen-free and UV-stabilized materials.
With hat profile rail.
Junction box according to DIN EN 60670. Flame-resistant to DIN EN 60695/2/11, test temperature 650 °C. Impact resistance IK07 according to DIN EN 50102.

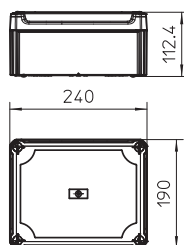
Junction box T160, closed, elevated cover



Type	Entries	Dimension LxWxH mm	Clear internal dimensions mm	Pack Piece	Weight kg/100 pc.	Item no.
T 160 OE HD LGR	None	190x150x94	176x135x84	1	33.920	2007734

Closed junction box for the connection of cables and lines indoors and in protected outdoor areas. Rectangular design without entries. Suitable for wall and ceiling mounting and on mounting panels. With the option to fasten inside and to mount via the corner domes. High, transparent cover with quick lock, sealable. Made from halogen-free and UV-stabilized materials.
With hat profile rail.
Junction box according to DIN EN 60670. Flame-resistant to DIN EN 60695/2/11, test temperature 650 °C. Impact resistance IK04 according to DIN EN 50102.

Junction box T250, closed, elevated cover



Type	Entries	Dimension LxWxH mm	Clear internal dimensions mm	Pack Piece	Weight kg/100 pc.	Item no.
T 250 OE HD LGR	None	240x190x112	225x173x102	1	50.570	2007736

Closed junction box for the connection of cables in indoor and protected outdoor areas. Rectangular design without entries. Suitable for wall and ceiling mounting, on mounting panels and threads in the floor. With the option of fastening inside and to mount via the corner domes. High cover with quick lock, sealable. Made from halogen-free, UV-stabilized materials.
With hat profile rail.
Junction box according to DIN EN 60670. Flame-resistant to DIN EN 60695/2/11, test temperature 650 °C. Impact resistance IK05 according to DIN EN 50102.

PP/PC



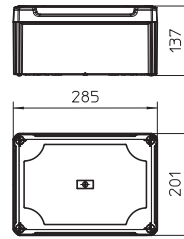
Junction box T350, closed, elevated cover

Type	Entries	Dimension LxWxH mm	Clear internal dimensions mm	Pack Piece	Weight kg/100 pc.	Item no.
T 350 OE HD LGR	None	285x201x137	267x182x127	1	68.660	2007738

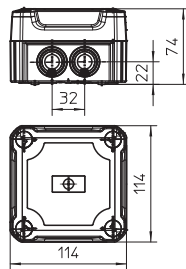
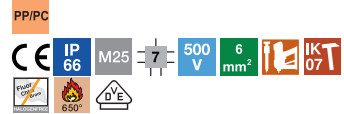
Closed junction box for the connection of cables and lines indoors and in protected outdoor areas. Rectangular design without entries. Suitable for wall and ceiling mounting, on mounting panels and threads in the floor. With the option to fasten inside and to mount via the corner domes. High, transparent cover with quick lock, sealable. Made from halogen-free and UV-stabilized materials.

With hat profile rail.

Junction box according to DIN EN 60670. Flame-resistant to DIN EN 60695/2/11, test temperature 650 °C. Impact resistance IK05 according to DIN EN 50102.



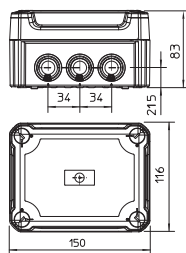
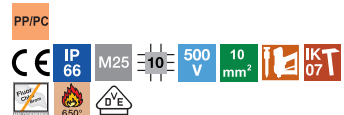
Junction box T60, with plug-in seal, transparent elevated cover



Type	Entries	Dimension	Clear	Pack	Weight	Item no.
		LxWxH mm	internal dimensions mm			
T 60 HD TR	7xM25	114x114x74	100x100x65	1	17.180	2007750

Junction box for the connection of cables and lines indoors and in protected outdoor areas. Square design with plug-in seals to the sides and knock-out entries in the bottom. Suitable for wall and ceiling mounting and on mounting panels. With the option to fasten inside and to mount via the corner domes. High cover with quick lock, sealable. Made from halogen-free and UV-stabilized materials. With hat profile rail. Junction box according to DIN EN 60670. Flame-resistant to DIN EN 60695/2/11, test temperature 650 °C. Impact resistance IK07 according to DIN EN 50102.

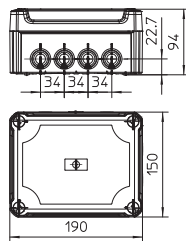
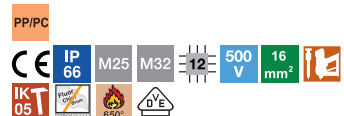
Junction box T100, with plug-in seal, transparent elevated cover



Type	Entries	Dimension	Clear	Pack	Weight	Item no.
		LxWxH mm	internal dimensions mm			
T 100 HD TR	10xM25	150x116x83	136x102x74	1	22.550	2007752

Junction box for the connection of cables and lines indoors and in protected outdoor areas. Rectangular design with plug-in seals to the sides and knock-out entries in the bottom. Suitable for wall and ceiling mounting and on mounting panels. With the option to fasten inside and to mount via the corner domes. High, transparent cover with quick lock, sealable. Made from halogen-free and UV-stabilized materials. With hat profile rail. Junction box according to DIN EN 60670. Flame-resistant to DIN EN 60695/2/11, test temperature 650 °C. Impact resistance IK07 according to DIN EN 50102.

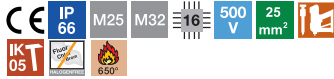
Junction box T160, with plug-in seal, transparent elevated cover



Type	Entries	Dimension	Clear	Pack	Weight	Item no.
		LxWxH mm	internal dimensions mm			
T 160 HD TR	7xM25 5xM32	190x150x94	176x135x84	1	34.180	2007754

Junction box for the connection of cables and lines indoors and in protected outdoor areas. Rectangular design with plug-in seals to the sides and knock-out entries in the bottom. Suitable for wall and ceiling mounting and on mounting panels. With the option to fasten inside and to mount via the corner domes. High, transparent cover with quick lock, sealable. Made from halogen-free and UV-stabilized materials. With hat profile rail. Junction box according to DIN EN 60670. Flame-resistant to DIN EN 60695/2/11, test temperature 650 °C. Impact resistance IK05 according to DIN EN 50102.

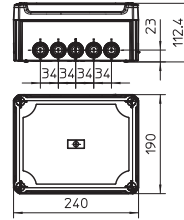
PP/PC



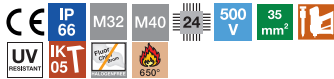
Junction box T250, with plug-in seal, transparent elevated cover

Type	Entries	Dimension LxWxH mm	Clear internal dimensions mm	Pack Piece	Weight kg/100 pc.	Item no.
T 250 HD TR	9xM25 7xM32	240x190x112	225x173x103	1	52.010	2007756

Junction box for the connection of cables and lines indoors and in protected outdoor areas. Rectangular design with plug-in seals to the sides and knock-out entries in the bottom. Suitable for wall and ceiling mounting, on mounting panels and threads in the floor. With the option to fasten inside and to mount via the corner domes. High, transparent cover with quick lock, sealable. Made from halogen-free and UV-stabilized materials. With hat profile rail.
Junction box according to DIN EN 60670. Flame-resistant to DIN EN 60695/2/11, test temperature 650 °C. Impact resistance IK05 according to DIN EN 50102.



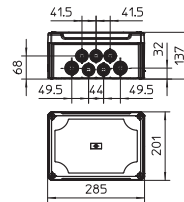
PP/PC



Junction box T350, with plug-in seal, transparent elevated cover

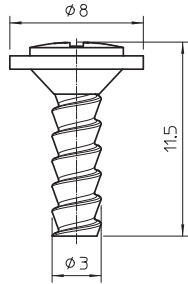
Type	Entries	Dimension LxWxH mm	Clear internal dimensions mm	Pack Piece	Weight kg/100 pc.	Item no.
T 350 HD TR	16xM32 8xM40	285x201x137	267x182x127	1	72.760	2007758

Junction box for the connection of cables and lines indoors and in protected outdoor areas. Rectangular design with plug-in seals. Suitable for wall and ceiling mounting, on mounting panels and threads in the floor. With the option to fasten inside and to mount via the corner domes. High, transparent cover with quick lock, sealable. Made from halogen-free and UV-stabilized materials. With hat profile rail.
Junction box according to DIN EN 60670. Flame-resistant to DIN EN 60695/2/11, test temperature 650 °C. Impact resistance IK05 according to DIN EN 50102.



Fastening pin for mounting plates

St G



Type

T-S MST

Pack Piece	Weight kg/100 pc.	Item no.
100	0.090	2007831

Metal fastening pin for fastening the T series onto mounting plates or other thin-walled supporting structures. Mounted by simply pressing the bolt into the fastening holes in the T series. Easy removal with a screw thread.



X-TREME

The X series of the junction boxes

Robust and impact-resistant

For outdoor applications and the toughest conditions

Simple and flexible installation

Tested according to DIN EN 60670 Part 1 and 22

With the new X series, OBO Bettermann can offer a range of junction boxes and empty housings that can withstand even the toughest impacts. The use of special plastics based on high-quality polycarbonate allows the X series to meet the requirements for the highest level of impact resistance, achieving the protection rating of IK09.

**IK
09**

Junction box X 01



Type	X01 LGR	X01 LGR-TR	X01 SW
Colour	Light grey	Grey/transparent	Graphite black
Entries	7 x Ø20	7 x Ø20	7 x Ø20
Dimension LxWxH mm	95x95x60	95x95x60	95x95x60
Clear internal dimensions mm	85x85x45	85x85x45	85x85x45
Pack Piece	1	1	1
Weight kg/100 pc.	16.000	16.000	16.000
Item no.	2005000	2005050	2005110

PC Polycarbonate

Junction box for the connection of cables and lines indoors and in outdoor areas. Square design with knock-out entries. Suitable for wall and ceiling mounting with the option to fasten outside, inside or to mount via the corner domes. Particularly impact resistant with IK09. Cover with quick lock, sealable. Made from halogen-free and UV-resistant materials.

Junction box according to DIN EN 60670. Flame-resistant to DIN EN 60695/2/11, test temperature 650 °C. Impact resistance IK09 according to DIN EN 50102. Protection rating IP67 according to DIN EN 60529.

The junction box fulfils the protection type test requirements to IP 67 according to DIN EN 60529, VDE0470-1:2014 (EN 60529/AC:2016).

The junction box is tested according to DIN EN 60670-1, VDE 0606-1:2014 (EN 60670-1:2005 + Cor.:2007 + Cor.:2010 + A1:2013) and DIN EN 60670-22, VDE 0606-22:2007 (EN 60670-22:2006).

Junction box X 02



Type	X02 LGR	X02 LGR-TR	X02 SW
Colour	Light grey	Grey/transparent	Graphite black
Entries	7 x Ø20	7 x Ø20	7 x Ø20
Dimension LxWxH mm	95x95x72	95x95x72	95x95x72
Clear internal dimensions mm	85x85x57	85x85x57	85x85x57
Pack Piece	1	1	1
Weight kg/100 pc.	17.800	17.800	17.800
Item no.	2005004	2005054	2005114

PC Polycarbonate

Junction box for the connection of cables and lines indoors and in outdoor areas. Square design with knock-out entries. Suitable for wall and ceiling mounting with the option to fasten outside, inside or to mount via the corner domes. Particularly impact resistant with IK09. Cover with quick lock, sealable. Made from halogen-free and UV-resistant materials.

Junction box according to DIN EN 60670. Flame-resistant to DIN EN 60695/2/11, test temperature 650 °C. Impact resistance IK09 according to DIN EN 50102. Protection rating IP67 according to DIN EN 60529.

The junction box fulfils the protection type test requirements to IP 67 according to DIN EN 60529, VDE0470-1:2014 (EN 60529/AC:2016).

The junction box is tested according to DIN EN 60670-1, VDE 0606-1:2014 (EN 60670-1:2005 + Cor.:2007 + Cor.:2010 + A1:2013) and DIN EN 60670-22, VDE 0606-22:2007 (EN 60670-22:2006).

Junction box X 04



Type	X04 LGR	X04 LGR-TR	X04 SW
Colour	Light grey	Grey/transparent	Graphite black
Entries	7 x Ø20/25	7 x Ø20/25	7 x Ø20/25
Dimension LxWxH mm	114x114x78	114x114x78	114x114x78
Clear internal dimensions mm	102x102x60	102x102x60	102x102x60
Pack Piece	1	1	1
Weight kg/100 pc.	26.600	26.600	26.600
Item no.	2005008	2005058	2005118

PC Polycarbonate

Junction box for the connection of cables and lines indoors and in outdoor areas. Square design with knock-out entries. Suitable for wall and ceiling mounting with the option to fasten outside, inside or to mount via the corner domes. Particularly impact resistant with IK09. Cover with quick lock, sealable. Made from halogen-free and UV-resistant materials.

Junction box according to DIN EN 60670. Flame-resistant to DIN EN 60695/2/11, test temperature 650 °C. Impact resistance IK09 according to DIN EN 50102. Protection rating IP67 according to DIN EN 60529.

The junction box fulfils the protection type test requirements to IP 67 according to DIN EN 60529, VDE0470-1:2014 (EN 60529/AC:2016).

The junction box is tested according to DIN EN 60670-1, VDE 0606-1:2014 (EN 60670-1:2005 + Cor.:2007 + Cor.:2010 + A1:2013) and DIN EN 60670-22, VDE 0606-22:2007 (EN 60670-22:2006).

Junction box X 06



Type	X06 LGR	X06 LGR-TR	X06 SW
Colour	Light grey	Grey/transparent	Graphite black
Entries	4 x Ø20/25, 4 x Ø20/25/32	4 x Ø20/25, 4 x Ø20/25/32	4 x Ø20/25, 4 x Ø20/25/32
Dimension LxWxH mm	151x117x87	151x117x87	151x117x87
Clear internal dimensions mm	137x105x68	137x105x68	137x105x68
Pack Piece	1	1	1
Weight kg/100 pc.	33.500	33.500	33.500
Item no.	2005012	2005062	2005122

PC Polycarbonate

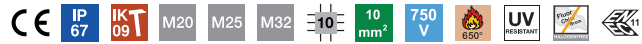
Junction box for the connection of cables and lines indoors and in outdoor areas. Rectangular design with knock-out entries. Suitable for wall and ceiling mounting with the option to fasten outside, inside or to mount via the corner domes. Particularly impact resistant with IK09. Cover with quick lock, sealable. Made from halogen-free and UV-resistant materials.

Junction box according to DIN EN 60670. Flame-resistant to DIN EN 60695/2/11, test temperature 650 °C. Impact resistance IK09 according to DIN EN 50102. Protection rating IP67 according to DIN EN 60529.

The junction box fulfils the protection type test requirements to IP 67 according to DIN EN 60529, VDE0470-1:2014 (EN 60529/AC:2016).

The junction box is tested according to DIN EN 60670-1, VDE 0606-1:2014 (EN 60670-1:2005 + Cor.:2007 + Cor.:2010 + A1:2013) and DIN EN 60670-22, VDE 0606-22:2007 (EN 60670-22:2006).

Junction box X 10



Type	X10 LGR	X10 LGR-TR	X10 SW
Colour	Light grey	Grey/transparent	Graphite black
Entries	10 x Ø20/25/32	10 x Ø20/25/32	10 x Ø20/25/32
Dimension LxWxH mm	191x151x126	191x151x126	191x151x126
Clear internal dimensions mm	177x137x110	177x137x110	177x137x110
Pack Piece	1	1	1
Weight kg/100 pc.	59.200	59.200	59.200
Item no.	2005016	2005066	2005126

PC Polycarbonate

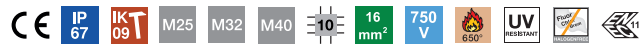
Junction box for the connection of cables and lines indoors and in outdoor areas. Rectangular design with knock-out entries. Suitable for wall and ceiling mounting with the option to fasten outside, inside or to mount via the corner domes. Particularly impact resistant with IK09. Cover with quick lock, sealable. Made from halogen-free and UV-resistant materials.

Junction box according to DIN EN 60670. Flame-resistant to DIN EN 60695/2/11, test temperature 650 °C. Impact resistance IK09 according to DIN EN 50102. Protection rating IP67 according to DIN EN 60529.

The junction box fulfils the protection type test requirements to IP 67 according to DIN EN 60529, VDE0470-1:2014 (EN 60529/AC:2016).

The junction box is tested according to DIN EN 60670-1, VDE 0606-1:2014 (EN 60670-1:2005 + Cor.:2007 + Cor.:2010 + A1:2013) and DIN EN 60670-22, VDE 0606-22:2007 (EN 60670-22:2006).

Junction box X 16



Type	X16 LGR	X16 LGR-TR	X16 SW
Colour	Light grey	Grey/transparent	Graphite black
Entries	10 x Ø25/32/40	10 x Ø25/32/40	10 x Ø25/32/40
Dimension LxWxH mm	241x191x126	241x191x126	241x191x126
Clear internal dimensions mm	227x177x110	227x177x110	227x177x110
Pack Piece	1	1	1
Weight kg/100 pc.	79.300	79.300	79.300
Item no.	2005020	2005070	2005130

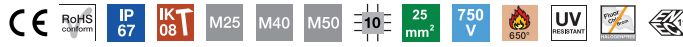
PC Polycarbonate

Junction box for the connection of cables and lines indoors and in outdoor areas. Rectangular design with knock-out entries. Suitable for wall and ceiling mounting with the option to fasten outside, inside or to mount via the corner domes. Particularly impact resistant with IK09. Cover with quick lock, sealable. Made from halogen-free and UV-resistant materials. Junction box according to DIN EN 60670. Flame-resistant to DIN EN 60695/2/11, test temperature 650 °C. Impact resistance IK09 according to DIN EN 50102. Protection rating IP67 according to DIN EN 60529.

The junction box fulfils the protection type test requirements to IP 67 according to DIN EN 60529, VDE0470-1:2014 (EN 60529/AC:2016).

The junction box is tested according to DIN EN 60670-1, VDE 0606-1:2014 (EN 60670-1:2005 + Cor.:2007 + Cor.:2010 + A1:2013) and DIN EN 60670-22, VDE 0606-22:2007 (EN 60670-22:2006).

Junction box X 25



Type	X25 LGR	X25 LGR-TR	X25 SW
Colour	Light grey	Grey/transparent	Graphite black
Entries	10 x Ø25/40/50	10 x Ø25/40/50	10 x Ø25/40/50
Dimension LxWxH mm	286x202x126	286x202x126	286x202x126
Clear internal dimensions mm	271x187x110	271x187x110	271x187x110
Pack Piece	1	1	1
Weight kg/100 pc.	96.500	96.500	96.500
Item no.	2005024	2005074	2005134

PC Polycarbonate

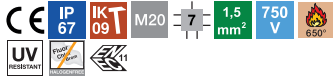
Junction box for the connection of cables and lines indoors and in outdoor areas. Rectangular design with knock-out entries. Suitable for wall and ceiling mounting with the option to fasten outside, inside or to mount via the corner domes. Particularly impact resistant with IK08. Cover with quick lock, sealable. Made from halogen-free and UV-resistant materials.

Junction box according to DIN EN 60670. Flame-resistant to DIN EN 60695/2/11, test temperature 650 °C. Impact resistance IK08 according to DIN EN 50102. Protection rating IP67 according to DIN EN 60529.

The junction box fulfils the protection type test requirements to IP 67 according to DIN EN 60529, VDE0470-1:2014 (EN 60529/AC:2016).

The junction box is tested according to DIN EN 60670-1, VDE 0606-1:2014 (EN 60670-1:2005 + Cor.:2007 + Cor.:2010 + A1:2013) and DIN EN 60670-22, VDE 0606-22:2007 (EN 60670-22:2006).

PC



Junction box X 01 with cable gland

Type	Colour	Entries	Pack Piece	Weight kg/100 pc.	Item no.
X01 G M20 LGR	Light grey	7 x Ø20	1	19.000	2005030

Junction box for the connection of cables and lines indoors and in outdoor areas. Square design with knock-out entries. Suitable for wall and ceiling mounting with the option to fasten outside, inside or to mount via the corner domes. Particularly impact resistant with IK09. Cover with quick lock, sealable. Made from halogen-free and UV-resistant materials. Including 3 cable glands V-TEC M20 and 3 locknuts.

Junction box according to DIN EN 60670. Flame-resistant to DIN EN 60695/2/11, test temperature 650 °C. Impact resistance IK09 according to DIN EN 50102. Protection rating IP67 according to DIN EN 60529.

The junction box fulfils the protection type test requirements to IP 67 according to DIN EN 60529, VDE0470-1:2014 (EN 60529/AC:2016).

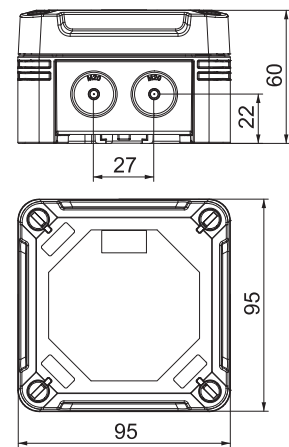
In addition, the type X01 G M20 LGR also includes three V-TEC cable glands and three locknuts.

The junction box is tested according to DIN EN 60670-1, VDE 0606-1:2014 (EN 60670-1:2005 + Cor.:2007 + Cor.:2010 + A1:2013) and DIN EN 60670-22, VDE 0606-22:2007 (EN 60670-22:2006).



Type	Dimension LxWxH mm	Clear internal dimensions mm
X01 G M20 LGR	95x95x60	85x85x45

Dimensions



Junction box X 02 with cable gland



Type	Colour	Entries	Pack Piece	Weight kg/100 pc.	Item no.
X02 G M20 LGR	Light grey	7 x Ø20	1	21.500	2005032

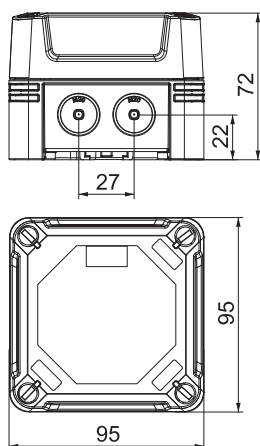
Junction box for the connection of cables and lines indoors and in outdoor areas. Square design with knock-out entries. Suitable for wall and ceiling mounting with the option to fasten outside, inside or to mount via the corner domes. Particularly impact resistant with IK09. Cover with quick lock, sealable. Made from halogen-free and UV-resistant materials. Including 3 cable glands V-TEC M20 and 3 locknuts. Junction box according to DIN EN 60670. Flame-resistant to DIN EN 60695/2/11, test temperature 650 °C. Impact resistance IK09 according to DIN EN 50102. Protection rating IP67 according to DIN EN 60529.

The junction box fulfils the protection type test requirements to IP 67 according to DIN EN 60529, VDE0470-1:2014 (EN 60529/AC:2016).

In addition, the type X02 G M20 LGR also includes three V-TEC cable glands and three locknuts.

The junction box is tested according to DIN EN 60670-1, VDE 0606-1:2014 (EN 60670-1:2005 + Cor.:2007 + Cor.:2010 + A1:2013) and DIN EN 60670-22, VDE 0606-22:2007 (EN 60670-22:2006).

Dimensions



Type	Dimension LxWxH mm	Clear internal dimensions mm
X02 G M20 LGR	95x95x72	85x85x57

PC



Junction box X 04 with cable gland

Type	Colour	Entries	Pack Piece	Weight kg/100 pc.	Item no.
X04 G M20 LGR	Light grey	7 x Ø20/25	1	31.400	2005034

Junction box for the connection of cables and lines indoors and in outdoor areas. Square design with knock-out entries. Suitable for wall and ceiling mounting with the option to fasten outside, inside or to mount via the corner domes. Particularly impact resistant with IK09. Cover with quick lock, sealable. Made from halogen-free and UV-resistant materials. Including 3 cable glands V-TEC M20 and 3 locknuts.

Junction box according to DIN EN 60670. Flame-resistant to DIN EN 60695/2/11, test temperature 650 °C. Impact resistance IK09 according to DIN EN 50102. Protection rating IP67 according to DIN EN 60529.

The junction box fulfils the protection type test requirements to IP 67 according to DIN EN 60529, VDE0470-1:2014 (EN 60529/AC:2016).

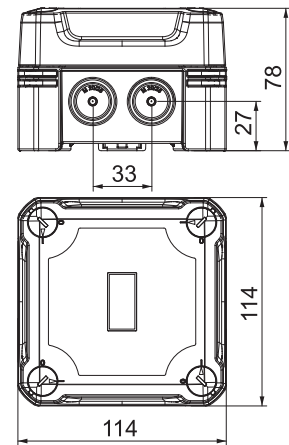
In addition, the type X04 G M20 LGR also includes three V-TEC cable glands and three locknuts.

The junction box is tested according to DIN EN 60670-1, VDE 0606-1:2014 (EN 60670-1:2005 + Cor.:2007 + Cor.:2010 + A1:2013) and DIN EN 60670-22, VDE 0606-22:2007 (EN 60670-22:2006).




Type	Dimension LxWxH mm	Clear internal dimensions mm
X04 G M20 LGR	114x114x78	102x102x60

Dimensions



Junction box, FireBox System description



Junction boxes of the FireBox series are available for connecting and branching safety cables. These are equipped with a high-temperature-resistant connection unit with ceramic terminals and offer terminal areas of 0.5 mm² to 16 mm² of copper cross-section. The T series FireBoxes possess all the benefits of thermoplastic cable junction boxes. These include the high IP protection rating of up to IP66 and the maximum impact resistance of up to IK10 and a high resistance to breakage. Boxes with soft plug-in seals or closed variants are available. Here, the cable glands can be located freely.

Fastening either takes place on the outer straps or through the box base with fire protection bolt ties. The high-temperature-resistant terminals are pre-mounted on the connection unit. The protective conductor terminal is connected to the support clamp, meaning that covers of the metal parts are not required. The FireBox is tested and approved as a connection socket for maintenance of electrical functionality to DIN 4102 Part 12 with the classes E30, E60 and E90. A separate fuse holder allows protection of a branch.


Junction box, FireBox Installation principle



Fully installed FireBox with identification plate.



FireBox mounting with mounting plate on cable tray.



Version with 4 terminals and protective conductor terminal for power cables.



Cable entry with plug-in seals.



Mounting with fire protection bolt tie through the clamp and base of the FireBox.



Quick lid mounting through 90° rotation of the corner screws.

Classification according to DIN 4102 Part 12

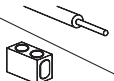






















System description

Routing type	Thermoplastic junction box with high-temperature-resistant connection unit
Test certificate no.	P-MPA-E-08-016 in conjunction with the surveyor's report 210005956-6 and GS 3-2/13-370-1
Maintenance of electrical function classes	E30 to E90
Testing standard	DIN 4102 Part 12

Approved data

Clamping capacity of the ceramic terminals

	0.5 mm ²	1.5 mm ²	2.5 mm ²	4 mm ²	6 mm ²	10 mm ²	16 mm ²
4 mm ²					-	-	-
6 mm ²						-	-
10 mm ²	-						-
16 mm ²	-						

The data in the general construction test certificates of the materials testing office of North Rhine-Westphalia, Erwitte, applies.

FireBox with plug-in seals, single terminals

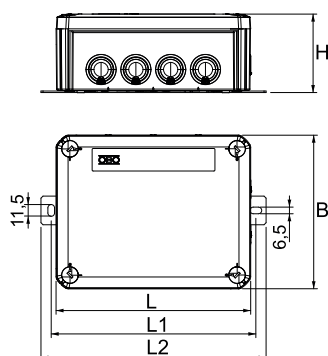


Type	Nominal cross-section mm ²	Single terminals	Protective terminal	Entries	Pack Piece	Weight kg/100 pc.	Item no.
T100ED 06A	6	4	1	8xM25 2xM32	1	42.730	7205740
T160ED 10A	10	4	1	7xM25 5xM32	1	62.918	7205742
T250ED 16A	16	4	1	9xM25 7xM32	1	92.919	7205744

Connection box with soft plug-in seals. Sufficiently large wiring compartment through diagonally arranged connection unit with completely pre-mounted, high-temperature-resistant ceramic terminals. Green-yellow labelled protective conductor terminal. Fastening on easily accessible external flaps. Approved for cable systems that maintain the electrical function according to DIN 4102 Part 12 with the classes E30, E60 and E90. Ceramic clamps have been tested according to DIN EN 60998-2-1:2004.

Including 2 x MMSplus P 6x35 screw ties.

Dimensions



Type	Dim. L mm	Dim. B mm	Dim. H mm	Dim. L1 mm	Dim. L2 mm
T100ED 06A	150	116	67	162	182
T160ED 10A	190	150	77	200	220
T250ED 16A	240	190	95	250	270

FireBox with plug-in seals, 1 fuse holder

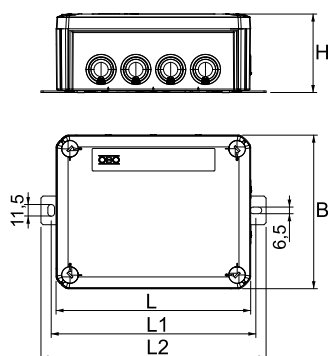


Type	Nominal cross-section mm ²	Single terminals	Double terminals	Protective terminal	Entries	Pack Piece	Weight kg/100 pc.	Item no.
T100ED 06AF	6	3	2	1	8xM25 2xM32	1	48.650	7205752
T160ED 10AF	10	3	2	1	7xM25 5xM32	1	70.513	7205754
T250ED 16AF	16	3	2	1	9xM25 7xM32	1	104.854	7205756

Junction box with one fuse holder and soft plug-in seals. Sufficiently large wiring compartment through diagonally arranged connection unit with completely pre-mounted, high-temperature-resistant ceramic terminals. Green-yellow labelled protective conductor terminal. Fastening on easily accessible external flaps. Approved for cable systems that maintain the electrical function according to DIN 4102 Part 12 with the classes E30, E60 and E90. Ceramic clamps have been tested according to DIN EN 60998-2-1:2004.

Including 2 x MMSplus P 6x35 screw ties.

Dimensions



Type	Dim. L mm	Dim. B mm	Dim. H mm	Dim. L1 mm	Dim. L2 mm
T100ED 06AF	150	116	67	162	182
T160ED 10AF	190	150	77	200	220
T250ED 16AF	240	190	95	250	270

PP

FireBox with plug-in seals, 2 fuse holders

Type	Nominal cross-section mm ²	Single terminals	Double terminals	Protective terminal	Entries	Pack Piece	Weight kg/100 pc.	Item no.
T100ED 06A2F	6	3	3	1	8xM25 2xM32	1	52.950	7205758
T160ED 10A2F	10	3	3	1	7xM25 5xM32	1	77.188	7205760
T250ED 16A2F	16	3	3	1	9xM25 7xM32	1	113.054	7205762

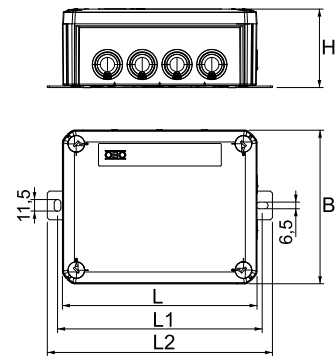


Junction box with two fuse holders and soft plug-in seals. Sufficiently large wiring compartment through diagonally arranged connection unit with completely pre-mounted, high-temperature-resistant ceramic terminals. Green-yellow labelled protective conductor terminal. Fastening on easily accessible external flaps. Approved for cable systems that maintain the electrical function according to DIN 4102 Part 12 with the classes E30, E60 and E90. Ceramic clamps have been tested according to DIN EN 60998-2-1:2004.

Including 2x MMSplus P 6x35 screw ties.

Type	Dim. L mm	Dim. B mm	Dim. H mm	Dim. L1 mm	Dim. L2 mm
T100ED 06A2F	150	116	67	162	182
T160ED 10A2F	190	150	77	200	220
T250ED 16A2F	240	190	95	250	270

Dimensions



FireBox, with plug-in seals, for data technology

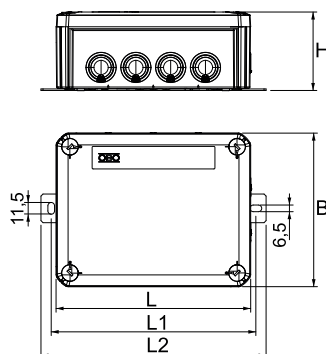


Type	Nominal cross-section mm ²	Single terminals	Protective terminal	Entries	Pack Piece	Weight kg/100 pc.	Item no.
T100ED 4x4AD	0.5-4	4	1	8 x M25 2 x M32	1	41.690	7205764
T100ED 4x8AD	0.5-4	8	1	8 x M25 2 x M32	1	45.210	7205766
T250ED 4x16AD	0.5-4	16	4	9 x M25 7 x M32	1	91.441	7205768
T250ED 4x24AD	0.5-4	24	4	9 x M25 7 x M32	1	101.643	7205770
T350ED 4x32AD	0.5-4	32	4	16 x M32 8 x M40	1	158.251	7205772

Connection box for data technology with soft plug-in seals. Pairs of high-temperature-resistant ceramic terminals, suitable for data cables. Green-yellow labelled protective conductor/shield terminal. Fastening on easily accessible external flaps. Approved for cable systems that maintain the electrical function according to DIN 4102 Part 12 with the classes E30, E60 and E90. Ceramic clamps have been tested according to DIN EN 60998-2-1:2004.

Including 2x MMSplus P 6x35 screw ties.

Dimensions



Type	Dim. L mm	Dim. B mm	Dim. H mm	Dim. L1 mm	Dim. L2 mm
T100ED 4x4AD	150	116	68	162	182
T100ED 4x8AD	150	116	68	162	182
T250ED 4x16AD	240	190	95	250	270
T250ED 4x24AD	240	190	95	250	270
T350ED 4x32AD	285	201	120	205	230

PP

Closed FireBox, empty

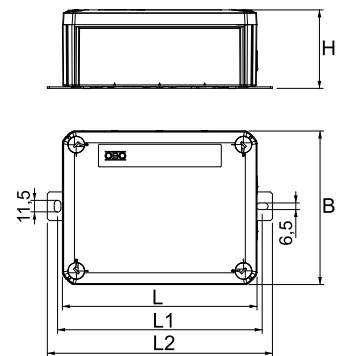
Type	Nominal cross-section mm ²	Equipment	Dim. A mm	Pack Piece	Weight kg/100 pc.	Item no.
T100E OVA	0.5-6	Support rail	101	1	33.890	7205780
T160E OVA	0.5-10	Support rail	130	1	49.203	7205782
T250E OVA	0.5-16	Support rail	286	1	74.084	7205784
T350E OVA	0.5-16	Support rail	386	1	121.611	7205786



Unequipped, closed connection or junction box for free termination with ceramic terminals and cable glands. Dimension A states the available support rail length for the wiring terminals. Sufficiently large wiring compartment through diagonally arranged support rail. Fastening on easily accessible external flaps made of stainless steel. Approved for cable systems that maintain the electrical function according to DIN 4102 Part 12 with the classes E30, E60 and E90.

Type	Dim. L mm	Dim. B mm	Dim. H mm	Dim. L1 mm	Dim. L2 mm
T100E OVA	150	116	67	162	182
T160E OVA	190	150	77	200	220
T250E OVA	240	190	95	250	270
T350E OVA	285	201	120	205	230

Dimensions

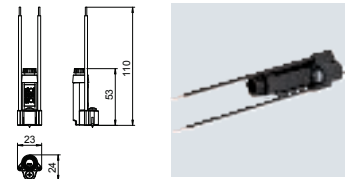


Ceramic terminals and accessories

Fuse holder for FireBox T series

Type	Pack Piece	Weight kg/100 pc.	Item no.
TE-FH 520	1	1.800	7205570

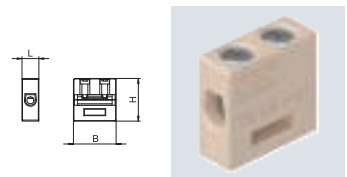
Fuse holder with bayonet lock for fine-wire fuse for dimensions Ø 5 x 20 mm. Connection wires that maintain electrical functionality with nominal cross-section 2.5 mm², ready-stripped. For mounting on one of the exposed domes in the junction box of the FireBox T series using the supplied screw.



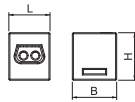
Ceramic terminal

Type	Nominal cross-section mm ²	Dim. L mm	Dim. B mm	Dim. H mm	Pack Piece	Weight kg/100 pc.	Item no.
TK 04	0.5-4	8.5	21.5	21.5	5	0.880	7205700
TK 06	6	8.5	21.5	21.5	5	0.880	7205702
TK 10	10	12.5	24	24	5	1.840	7205704
TK 16	16	15	28	28	5	3.160	7205706

High-temperature-resistant ceramic terminal for refitting of the FireBox T series. Tested according to DIN EN 60998-2-1:2004.



Ceramic terminal, double



Type	Nominal cross-section mm ²	Dim. L mm	Dim. B mm	Dim. H mm	Pack	Weight	Item no.
					Piece	kg/100 pc.	
TK 06-2	6	19.5	21	22.5	5	2.500	7205703
TK 10-2	10	24.5	26.5	26	5	4.200	7205705
TK 16-2	16	27	29.5	30.5	5	6.400	7205707

High-temperature-resistant ceramic terminal with four connection options for refitting of the FireBox T series. Tested according to DIN EN 60998-2-1:2004.

Cable gland with locknut as a set

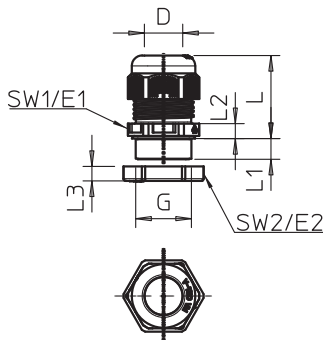
PA



Type	Thread	Pack	Weight	Item no.
		Piece	kg/100 pc.	
V-TEC VM16+ OR	M16x1,5	10	0.771	7205657
V-TEC VM20+ OR	M20x1,5	10	1.106	7205660
V-TEC VM25+ OR	M25x1,5	10	1.710	7205663
V-TEC VM32+ OR	M32x1,5	10	2.840	7205666
V-TEC VM40+ OR	M40x1,5	10	5.150	7205669

Robust cap nut cable gland with metric connecting thread to IEC 423, including pre-mounted locknut. For high tightness requirements. Strain relief, torsion protection and tightness over the whole clamping area. Sealing ring made of polychloroprene/acrylonitrile butadiene rubber. Moulded shaped sealing lip on intermediate support, no connection thread sealing ring required. VDE-tested according to DIN EN 50262, protection rating IP68 at 5 bar for 1 hr. For maintenance of electrical function according to DIN 4102 Part 12 in connection with the closed junction boxes of the FireBox T series. Colour: Pastel orange.

Dimensions



Type	Dim. G mm	Sealing range D mm	Dim. L min. mm	Dim. L max. mm	Dim. L1 mm	Dim. L2 mm	Dim. L3 mm	SW 1 mm	Dim. E1 mm	Dim. SW 2 mm	Dim. E2 mm
V-TEC VM20+ OR	M20x1,5	6-13	23.5	30.5	9	5	6	24	27	24	27
V-TEC VM25+ OR	M25x1,5	9-17	26	35	10	6	6.5	29	32	32	36
V-TEC VM32+ OR	M32x1,5	15-21	29	40	11	6	7	36	41	41	46
V-TEC VM40+ OR	M40x1,5	16-28	36	46	11	7	7.5	44	50	50	56

TPE

Plug-in seal for FireBox T series

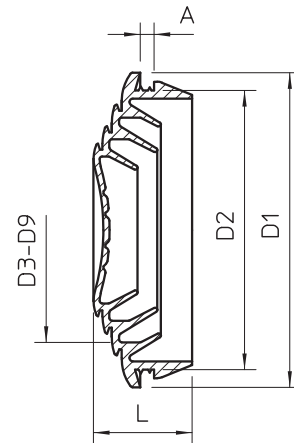
Type	Size	For Ø mm	Colour	Pack Piece	Weight kg/100 pc.	Item no.
EDK 25 OR	M25	0-22	Pastel orange	10	0.214	7205675
EDK 32 OR	M32	0-27	Pastel orange	10	0.328	7205677
EDK 40 OR	M40	0-34	Pastel orange	10	0.534	7205679



The soft plug-in seal can be cut back step by step to suit the relevant cable diameter.
Colour: Pastel orange.

Type	Sealing				
	Dim. L mm	Dim. A mm	Dim. D1 mm	Dim. D2 mm	Dim. range D mm
EDK 25 OR	10.1	2.2	29.5	25.4	0-22
EDK 32 OR	11.4	2.2	36.4	32.3	0-27
EDK 40 OR	13.4	2.2	44.1	40.2	0-34

Dimensions






Junction boxes Mx series

Our aluminium empty housings were designed for use under the toughest conditions and provide optimum protection of the installation. The metal housing of the Mx series withstands extremely high and low temperatures, as well as large temperature differences. High impact loads in an industrial sur-

rounding, vandalism or rock falls are not able to harm the housing. Furthermore, the Mx series offers perfect EMC protection and is ideally secured against the entry of dust and water in line with protection rating IP66.



- High impact resistance
- High temperature resistance
- Optimum EMC protection
- 8 sizes
- 2 surface variants
- Temperature range: -40 to 125 °C

Aluminium empty housing Mx06, powder coated



Type	Mx 060503 SGR	Mx 080705 SGR	Mx 120805 SGR
Version	Closed with 4 stainless steel lid screws	Closed with 4 stainless steel lid screws	Closed with 4 stainless steel lid screws
Colour	Silver grey	Silver grey	Silver grey
Dimension LxWxH mm	64x58x34	80x75x57	125x80x57
Clear internal dimensions mm	56.5x50.5x31.5	71x65.6x52.5	115.5x70.5x51
Pack Piece	1	1	1
Weight kg/100 pc.	19.200	36.400	50.000
Item no.	2011304	2011308	2011312

AIG Die-cast aluminium
P Powder-coated

Robust aluminium empty housing for mechanical engineering and automation technology. The OBO Mx series' excellent mechanical and thermal features make it most suitable for extreme demands in many different areas. It is therefore also best suited for applications in industry, ports and shipbuilding, as well as in the agricultural sector. The products protect the electrical installation against high-grade strains. They withstand both extreme cold and heat as well as vandalism and impact on roads, railways or in tunnels. With an IP66 protection class, they are optimally protected against the intrusion of dust and water. The aluminium housings are powder-coated (RAL 7001) and are delivered with a cover including stainless steel screws, a seal and two or four earthing screws. Temperature: -40°C to +125°C

Aluminium empty housing Mx16, powder coated



Type	Mx 161609 SGR	Mx 170805 SGR	Mx 261609 SGR	Mx 361609 SGR
Version	Closed with 4 stainless steel lid screws	Closed with 4 stainless steel lid screws	Closed with 4 stainless steel lid screws	Closed with 4 stainless steel lid screws
Colour	Silver grey	Silver grey	Silver grey	Silver grey
Dimension LxWxH mm	160x160x90	175x80x57	260x160x90	360x160x91
Clear internal dimensions mm	149x149x84.5	165x70x51	229.5x149x94.5	317.5x149x92
Pack Piece	1	1	1	1
Weight kg/100 pc.	170.000	66.000	230.000	320.000
Item no.	2011320	2011324	2011328	2011332

AIG Die-cast aluminium
P Powder-coated

Robust aluminium empty housing for mechanical engineering and automation technology. The OBO Mx series' excellent mechanical and thermal features make it most suitable for extreme demands in many different areas. It is therefore also best suited for applications in industry, ports and shipbuilding, as well as in the agricultural sector. The products protect the electrical installation against high-grade strains. They withstand both extreme cold and heat as well as vandalism and impact on roads, railways or in tunnels. With an IP66 protection class, they are optimally protected against the intrusion of dust and water. The aluminium housings are powder-coated (RAL 7001) and are delivered with a cover including stainless steel screws, a seal and two or four earthing screws. Temperature: -40°C to +125°C

Aluminium empty housing Mx06, paintable



Type	Mx 060503 CR3	Mx 080705 CR3	Mx 090603 CR3	Mx 120805 CR3
Version	Closed with 4 stainless steel lid screws	Closed with 4 stainless steel lid screws	Closed with 4 stainless steel lid screws	Closed with 4 stainless steel lid screws
Dimension LxWxH mm	64x58x34	80x75x57	98x64x34	125x80x57
Clear internal dimensions mm	56,5x50,5x31,5	71x65,5x52,5	91x54x29	115,5x70,5x51
Pack Piece	1	1	1	1
Weight kg/100 pc.	19.200	36.400	25.000	50.000
Item no.	2011378	2011381	2011384	2011386

AIG Die-cast aluminium

Cr3 Chrome III coating

Robust aluminium empty housing for mechanical engineering and automation technology. The OBO Mx series' excellent features make it most suitable for extreme demands in all different areas. It is therefore also best suited for applications in industry, ports and shipbuilding, as well as in the agricultural sector. The series' properties protect the electrical installation when under extreme strain. The products withstand both great cold and heat as well as impacts or kicks on roads, railways or in tunnels. With a protection class of up to IP66, they are optimally protected against the intrusion of water. The aluminium is of course UV-resistant and halogen-free. The cover seal is made from polyurethane. The aluminium housings are chrome 3-coated and are delivered with a cover including stainless steel screws, a seal and 2 or 4 earthing screws. The chrome 3 surface provides a good contact when using metal fittings and can easily be painted or powder-coated.

Temperature: -40°C to +125°C

Aluminium empty housing Mx16, paintable



Type	Mx 161008 CR3	Mx 161609 CR3	Mx 221209 CR3	Mx 261609 CR3	Mx 361609 CR3
Version	Closed with 4 stainless steel lid screws	Closed with 4 stainless steel lid screws	Closed with 4 stainless steel lid screws	Closed with 4 stainless steel lid screws	Closed with 4 stainless steel lid screws
Dimension LxWxH mm	160x100x81	150x100x91	220x120x90	260x160x90	360x160x91
Clear internal dimensions mm	140,5x90x74,5	140,5x90x74,5	210x109x81	249x149x82	317,5x149x82
Pack Piece	1	1	1	1	1
Weight kg/100 pc.	90.000	170.000	168.000	230.000	320.000
Item no.	2011389	2011392	2011394	2011396	2011398

AIG Die-cast aluminium


Cr3 Chrome III coating

Robust aluminium empty housing for mechanical engineering and automation technology. The OBO Mx series' excellent features make it most suitable for extreme demands in all different areas. It is therefore also best suited for applications in industry, ports and shipbuilding, as well as in the agricultural sector. The series' properties protect the electrical installation when under extreme strain. The products withstand both great cold and heat as well as impacts or kicks on roads, railways or in tunnels. With a protection class of up to IP66, they are optimally protected against the intrusion of water. The aluminium is of course UV-resistant and halogen-free. The cover seal is made from polyurethane. The aluminium housings are chrome 3-coated and are delivered with a cover including stainless steel screws, a seal and 2 or 4 earthing screws. The chrome 3 surface provides a good contact when using metal fittings and can easily be painted or powder-coated.

Temperature: -40°C to +125°C



Plaster and cavity wall installations



Plaster and cavity wall installations



Concealed systems

168



Cavity wall systems

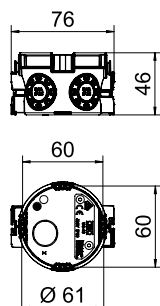
176



System accessories

180

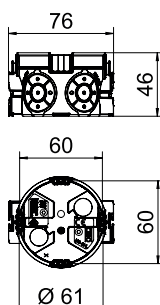
UP Flush-mounted device box 46



Type	Height mm	Number of entries	Pipe Ø	Colour	Pack Piece	Weight kg/100 pc.	Item no.
UG 46	46	7	20/25 mm	Jet black	25	1.930	2003700

- Flush-mounted device box, for use in masonry with an installation depth of at least 46 mm.
- 4 x 3 screw domes
 - Connector with bayonet lock, couplable on both sides
 - 6 combination pipe insertions of Ø 20 and 25 mm
 - 1 entry up to Ø 20 mm in the base

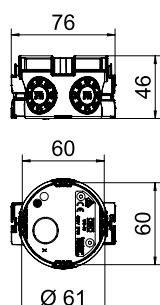
UP Flush-mounted device box 46, airtight



Type	Height mm	Number of entries	Pipe Ø	Colour	Pack Piece	Weight kg/100 pc.	Item no.
UG 46-L	46	8	20/25 mm	Jet black / blue-grey	25	2.040	2003706

- Flush-mounted device box, with airtight membrane entries, for use in masonry with an installation depth of at least 46 mm.
- 4 x 3 screw domes
 - Connector with bayonet lock, couplable on both sides
 - 4 combination pipe entries of Ø 20 and 25 mm
 - 2 entries up to Ø 20 mm in the connector
 - 2 entries up to Ø 12 mm in the base

UP Flush-mounted device box 46, with device screws



Type	Height mm	Number of entries	Pipe Ø	Colour	Pack Piece	Weight kg/100 pc.	Item no.
UG 46-GS	46	7	20/25 mm	Jet black	25	2.050	2003701

- Flush-mounted device box, for use in masonry with an installation depth of at least 46 mm.
- 4 x 3 screw domes
 - 2 pre-mounted device screws
 - Connector with bayonet lock, couplable on both sides
 - 6 combination pipe insertions of Ø 20 and 25 mm
 - 1 entry up to Ø 20 mm in the base

PP/TPPE

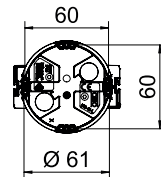
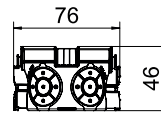


UP Flush-mounted device box 46, with device screws, airtight

Type	Height of mm	Number of entries	Pipe Ø	Colour	Pack Piece	Weight kg/100 pc.	Item no.
UG 46-GS-L	46	8	20/25 mm	Jet black/ blue-grey	25	2.120	2003707

Flush-mounted device box, with airtight membrane entries, for use in masonry with an installation depth of at least 46 mm.

- 4 x 3 screw domes
- 2 pre-mounted device screws
- Connector with bayonet lock, couplable on both sides
- 4 combination pipe entries of Ø 20 and 25 mm
- 2 entries up to Ø 20 mm in the connector
- 2 entries up to Ø 20 mm in the base



PP

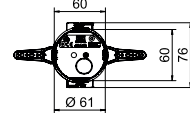


UP Flush-mounted device box 46, with nail straps

Type	Height of mm	Number of entries	Pipe Ø	Colour	Pack Piece	Weight kg/100 pc.	Item no.
UG 46-NL	46	7	20/25 mm	Jet black	25	2.200	2003714

Flush-mounted device box with nail straps, for use in masonry with an installation depth of at least 46 mm.

- 4 x 3 screw domes
- Connector with bayonet lock, couplable on both sides
- 6 combination pipe insertions of Ø 20 and 25 mm
- 1 entry up to Ø 20 mm in the base



PP

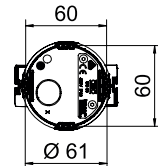
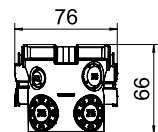


UP Flush-mounted device connection box 66

Type	Height of mm	Number of entries	Pipe Ø	Colour	Pack Piece	Weight kg/100 pc.	Item no.
UG 66	66	13	20/25 mm	Jet black	25	2.390	2003702

Flush-mounted device box, for use in masonry with an installation depth of at least 66 mm.

- 4 x 3 screw domes
- Connection nozzle with bayonet lock, couplable on both sides
- 6 combination pipe entries up to Ø 20 and 25 mm
- 4 entries up to Ø 20 mm
- 2 entries up to Ø 14 mm
- 1 entry up to Ø 20 mm in the base



PP/TPPE

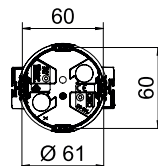
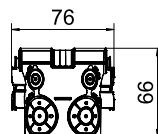


UP Flush-mounted device connection box 66, airtight

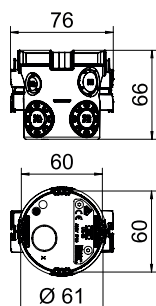
Type	Height of mm	Number of entries	Pipe Ø	Colour	Pack Piece	Weight kg/100 pc.	Item no.
UG 66-L	66	14	20/25 mm	Jet black/ blue-grey	25	2.510	2003708

Flush-mounted device box, with airtight membrane entries, for use in masonry with an installation depth of at least 66 mm.

- 4 x 3 screw domes
- Connector with bayonet lock, couplable on both sides
- 4 combination pipe entries of Ø 20 and 25 mm
- 2 entries up to Ø 20 mm
- 6 entries up to Ø 12 mm
- 2 entries up to Ø 12 mm in the base



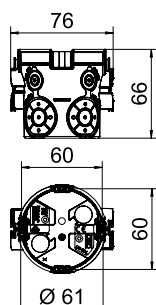
UP Flush-mounted device connection box, with device screws



Type	Height of mm	Number of entries	Pipe Ø	Colour	Pack Piece	Weight kg/100 pc.	Item no.
UG 66-GS	66	13	20/25 mm	Jet black	25	2.510	2003703

- Flush-mounted device box, for use in masonry with an installation depth of at least 66 mm.
- 4 x 3 screw domes
 - 2 pre-mounted device screws
 - Connector with bayonet lock, couplable on both sides
 - 6 combination pipe entries of Ø 20 and 25 mm
 - 4 entries up to Ø 20 mm
 - 2 entries up to Ø 14 mm
 - 1 entry up to Ø 20 mm in the base

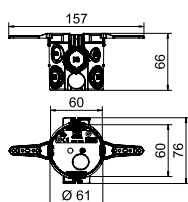
UP Flush-mounted device connection box 66, with device screws, airtight



Type	Height of mm	Number of entries	Pipe Ø	Colour	Pack Piece	Weight kg/100 pc.	Item no.
UG 66-GS-L	66	14	20/25 mm	Jet black / blue-grey	25	2.630	2003709

- Flush-mounted device box, with airtight membrane entries, for use in masonry with an installation depth of at least 66 mm.
- 4 x 3 screw domes
 - 2 pre-mounted device screws
 - Connector with bayonet lock, couplable on both sides
 - 4 combination pipe entries of Ø 20 and 25 mm
 - 2 entries up to Ø 20 mm
 - 6 entries up to Ø 12 mm
 - 2 entries up to Ø 12 mm in the base

UP Flush-mounted device connection box 66, with nail straps



Type	Height of mm	Number of entries	Pipe Ø	Colour	Pack Piece	Weight kg/100 pc.	Item no.
UG 66-NL	66	13	20/25 mm	Jet black	25	2.650	2003716

- Flush-mounted device box with nail straps, for use in masonry with an installation depth of at least 66 mm.
- 4 x 3 screw domes
 - Connector with bayonet lock, couplable on both sides
 - 6 combination pipe entries of Ø 20 and 25 mm
 - 4 entries up to Ø 20 mm
 - 2 entries up to Ø 14 mm
 - 1 entry up to Ø 20 mm in the base

PP

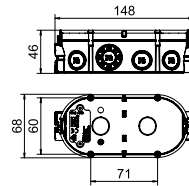


Flush-mounted device box 46, double version

Type	Height of mm	Number of entries	Pipe Ø	Colour	Pack Piece	Weight kg/100 pc.	Item no.
UG 46-DV	46	12	20/25 mm	Jet black / blue-grey	10	3.720	2003722

Double flush-mounted device box, for use in masonry with an installation depth of at least 46 mm.

- Connector with bayonet lock, couplable on both sides
- 4 combination pipe entries of Ø 20 and 25 mm
- 6 entries up to Ø 20 mm
- 2 entries up to Ø 20 mm in the base



PP

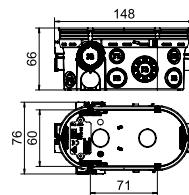


Flush-mounted device connection socket 66, double version

Type	Height of mm	Number of entries	Pipe Ø	Colour	Pack Piece	Weight kg/100 pc.	Item no.
UG 66-DV	66	22	20/25 mm	Jet black	10	5.610	2003720

Double flush-mounted device box, for use in masonry with an installation depth of at least 66 mm.

- With 4 connectors with bayonet lock, couplable on both sides
- 6 combination pipe entries of Ø 20 and 25 mm
- 8 entries up to Ø 20 mm
- 6 entries up to Ø 14 mm
- 2 entries up to Ø 20 mm in the base



PP/TPF

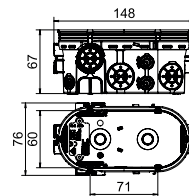


Flush-mounted device connection socket 66, double version, airtight

Type	Height of mm	Number of entries	Pipe Ø	Colour	Pack Piece	Weight kg/100 pc.	Item no.
UG 66-DV-L	66	24	20/25 mm	Jet black / blue-grey	10	6.060	2003723

Double flush-mounted device box, with airtight membrane entries, for use in masonry with an installation depth of at least 67 mm.

- With 4 couplable connectors with bayonet lock
- 4 combination pipe entries of Ø 20 and 25 mm
- 4 entries up to Ø 20 mm
- 14 entries up to Ø 11 mm
- 2 entries up to Ø 20 mm in the base



Electronics sockets

PP

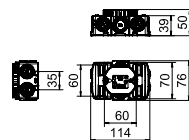


Flush-mounted electronics box 46, rectangular, with clamping area to the side

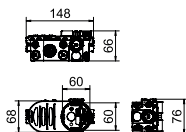
Type	Height of mm	Number of entries	Pipe Ø	Colour	Pack Piece	Weight kg/100 pc.	Item no.
UE 46	46	16	20/25 mm	Jet black	10	4.300	2003725

Flush-mounted electronic box, with side clamping space, rectangular shape, for use in masonry with an installation depth of at least 50 mm.

- Connector with bayonet lock, couplable on both sides
- 10 combination pipe entries of Ø 20 and 25 mm
- 2 entries up to Ø 20 mm in the base
- 4 entries for flat cables/ribbon cables
- 4 x 3 screw domes



UP Flush-mounted electronic box 66, additional clamping space

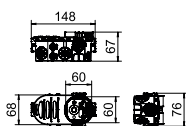


Type	Height of mm	Number of entries	Pipe Ø	Colour	Pack Piece	Weight kg/100 pc.	Item no.
UE 66	66	22	20/25 mm	Jet black	10	6.150	2003726

Flush-mounted electronic box, with additional terminal area, for use in masonry with an installation depth of at least 66 mm.

- With 4 couplable connectors with bayonet lock
- 6 combination pipe entries of Ø 20 and 25 mm
- 8 entries up to Ø 20 mm
- 6 entries up to Ø 14 mm
- 2 entries up to Ø 20 mm in the base
- Partition for different voltages, with break-out openings
- 4 x 3 screw domes

UP Flush-mounted electronic box 66, airtight



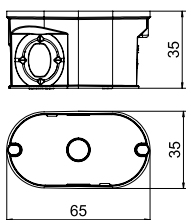
Type	Height of mm	Number of entries	Pipe Ø	Colour	Pack Piece	Weight kg/100 pc.	Item no.
UE 66-L	67	24	20/25 mm	Jet black / blue-grey	10	6.600	2003727

Flush-mounted electronic box, with additional clamping space and airtight membrane entries, for use in masonry with an installation depth of at least 67 mm.

- With 4 couplable connectors with bayonet lock
- 4 combination pipe entries of Ø 20 and 25 mm
- 4 entries up to Ø 20 mm
- 14 entries up to Ø 11 mm
- 2 entries up to Ø 20 mm in the base
- Partition for different voltages, with break-out openings
- 4 x 3 screw domes

Wall luminaire connection sockets

UP Flush-mounted outlet box



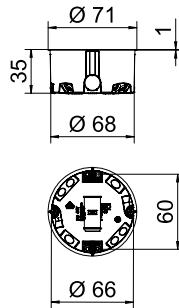
Type	Height of mm	Number of entries	Pipe Ø	Colour	Pack Piece	Weight kg/100 pc.	Item no.
UG 30-WA-D	35	4	20 mm	Jet black	25	1.150	2003732

Flush-mounted outlet box for single cable routing. Oval shape, for use in masonry with an installation depth of at least 35 mm.

- 2 entries up to Ø 20 mm
- 1 combination entry of Ø 10 and 20 mm
- 1 entry up to Ø 20 mm in the base



Cavity wall device box 35

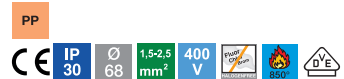
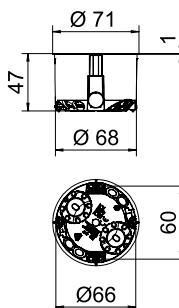


Type	Suitable for		Height of entries	Number of entries	Colour	Pack Piece	Weight kg/100 pc.	Item no.
	Milling hole Ø mm	plate thickness mm						
HG 35	68	5-28	35	6	Orange	25	1.840	2003800

Cavity wall device box for use in cavity walls with an installation depth of at least 35 mm and a plate thickness of 5–28 mm.

- 2 x 3 screw domes
 - Device screws, clamping straps
 - 4 entries for NYM cables 3 x 1.5 mm
 - 2 entries for NYM cables 3 x 2.5 mm² or 5 x 1.5 mm²
 - Connection with other device boxes of type HG 35 via connector, type ZH 11-V
- Delivery accessories: 10 x connectors, type ZH 11-V

Cavity wall device box 47

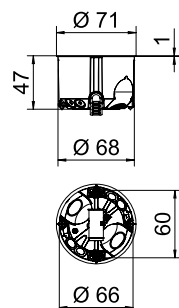


Type	Suitable for		Height of entries	Number of entries	Colour	Pack Piece	Weight kg/100 pc.	Item no.
	Milling hole Ø mm	plate thickness mm						
HG 47	68	5-40	47	6	Orange	25	2.250	2003802

Cavity wall device box for use in cavity walls with an installation depth of at least 47 mm and a plate thickness of 5–40 mm.

- 2 x 3 screw domes
 - Device screws, clamping straps
 - 2 combination pipe entries of Ø 20 and 25 mm
 - 2 entries for NYM cables 3 x 1.5 mm
 - 2 entries for NYM cables 3 x 2.5 mm² or 5 x 1.5 mm²
 - Connection with other device boxes via connector, type ZH 11-V
- Delivery accessories: 10 x connectors, type ZH 11-V

Cavity wall device box 47, airtight



Type	Suitable for		Height of entries	Number of entries	Colour	Pack Piece	Weight kg/100 pc.	Item no.
	Milling hole Ø mm	plate thickness mm						
HG 47-L	68	5-40	47	6	Orange/grey	25	2.410	2003806

Cavity wall device box with airtight membrane entries for use in cavity walls with an installation depth of at least 47 mm and a plate thickness of 5–40 mm.

- 2 x 3 screw domes
 - Device screws, clamping straps
 - 2 combination pipe entries of Ø 20 and 25 mm
 - 2 entries for NYM cables 3 x 1.5 mm
 - 2 entries for NYM cables 3 x 2.5 mm² or 5 x 1.5 mm²
 - Airtight connection with other device boxes via connector, type ZH 11-V
- Delivery accessories: 10 x connectors, type ZH 11-V

PP

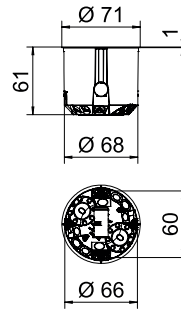


Cavity wall device connection box 61

Type	Suitable for		Height of	Number of	Colour	Pack Piece	Weight kg/100 pc.	Item no.
	Milling hole Ø mm	plate thickness mm						
HG 61	68	5-40	61	10	Orange	25	2.500	2003804

Cavity wall device box for use in cavity walls with an installation depth of at least 61 mm and a plate thickness of 5-40 mm.

- 2 x 3 screw domes
 - Device screws, clamping straps
 - 2 combination pipe entries of Ø 20 and 25 mm
 - 4 entries for NYM cables 3 x 1.5 mm
 - 2 entries for NYM cables 3 x 2.5 mm² or 5 x 1.5 mm²
 - 2 entries for NYM cables 5 x 2.5 mm² or 7 x 1.5 mm²
 - Connection with other device boxes via connector, type ZH 11-V
- Delivery accessories: 10 x connectors, type ZH 11-V



PP/TPE

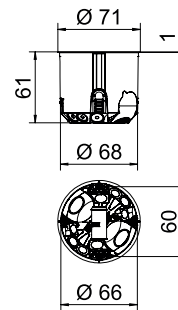


HW Cavity wall device connection box 61, airtight

Type	Suitable for		Height of	Number of	Colour	Pack Piece	Weight kg/100 pc.	Item no.
	Milling hole Ø mm	plate thickness mm						
HG 61-L	68	5-40	61	10	Orange/grey	25	2.750	2003808

Cavity wall device box with airtight membrane entries for use in cavity walls with an installation depth of at least 61 mm and a plate thickness of 5-40 mm.

- 2 x 3 screw domes
 - Device screws, clamping straps
 - 2 combination pipe entries of Ø 20 and 25 mm
 - 4 entries for NYM cables 3 x 1.5 mm
 - 2 entries for NYM cables 3 x 2.5 mm² or 5 x 1.5 mm²
 - 2 entries for NYM cables 5 x 2.5 mm² or 7 x 1.5 mm²
 - Airtight connection with other accessory sockets via connector, type ZH 11-V
- Delivery accessories: 10 x connectors, type ZH 11-V



PP

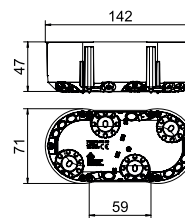


HW Cavity wall device box 47, double

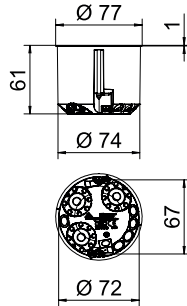
Type	Suitable for		Height of	Number of	Colour	Pack Piece	Weight kg/100 pc.	Item no.
	Milling hole Ø mm	plate thickness mm						
HG 47-DV	68	5-40	47	12	Orange	10	4.230	2003822

Double cavity wall device box for use in cavity walls with an installation depth of at least 47 mm and a plate thickness of 5 - 40 mm.

- 6 screw domes
- Device screws, clamping straps
- 4 combination pipe entries of Ø 20 and 25 mm
- 4 entries for NYM cables 3 x 1.5 mm
- 2 entries for NYM cables 3 x 2.5 mm² or 5 x 1.5 mm²
- 2 entries for NYM cables 5 x 2.5 mm² or 7 x 1.5 mm²
- Connection with other device boxes via connector, type ZH 11-V



HW Cavity wall device box 61, CEE/PERILEX

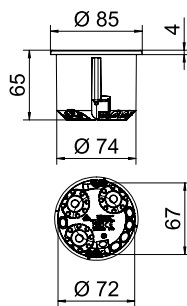
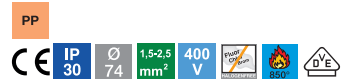


Type	Suitable for			Number of entries	Colour	Pack Piece	Weight kg/100 pc.	Item no.
	Milling hole Ø mm	plate thickness mm	Height mm					
HG 61-AD	74	5-40	61	9	Orange	10	2.130	2003818

CEE/PERILEX cavity wall device box for use in cavity walls with an installation depth of at least 61 mm and a plate thickness of 5–40 mm.

- 2 screw domes
- Device screws, clamping straps
- 3 combination pipe entries of Ø 20 and 25 mm
- 3 entries for NYM cables 3 x 2.5 mm² or 5 x 1.5 mm²
- 2 entries for NYM cables 5 x 2.5 mm² or 7 x 1.5 mm²
- 1 entry for NYM cables 3 x 1.5 mm²

HW Cavity wall device box 61, CEE/PERILEX, with sealing ring

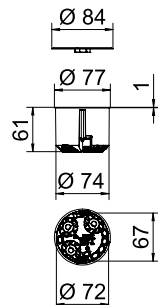


Type	Suitable for			Number of entries	Colour	Pack Piece	Weight kg/100 pc.	Item no.
	Milling hole Ø mm	plate thickness mm	Height mm					
HG 61-AD-IP	74	5-40	61	9	Orange	10	3.290	2003819

CEE/PERILEX cavity wall device box with sealing ring, for use in cavity walls with an installation depth of at least 61 mm and a plate thickness of 5–40 mm.

- 2 screw domes
- Device screws, clamping straps
- 3 combination pipe entries of Ø 20 and 25 mm
- 3 entries for NYM cables 3 x 2.5 mm² or 5 x 1.5 mm²
- 2 entries for NYM cables 5 x 2.5 mm² or 7 x 1.5 mm²
- 1 entry for NYM cables 3 x 1.5 mm²

HW Cavity wall device box 61, CEE/PERILEX, with cover



Type	Suitable for			Number of entries	Colour	Pack Piece	Weight kg/100 pc.	Item no.
	Milling hole Ø mm	plate thickness mm	Height mm					
HG 61-AD-D	74	5-40	61	9	Orange	10	2.980	2003820

CEE/PERILEX cavity wall device box with cover, for use in cavity walls with an installation depth of at least 61 mm and a plate thickness of 5–40 mm.

- 2 screw domes
- Device screws, clamping straps
- 3 combination pipe entries of Ø 20 and 25 mm
- 3 entries for NYM cables 3 x 2.5 mm² or 5 x 1.5 mm²
- 2 entries for NYM cables 5 x 2.5 mm² or 7 x 1.5 mm²
- 1 entry for NYM cables 3 x 1.5 mm²

PP/TPPE

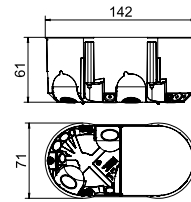


HW Cavity wall electronic box 61, airtight

Type	Suitable for		Number of entries	Colour	Pack Piece	Weight kg/100 pc.	Item no.
	Milling hole Ø mm	plate thickness mm					
HE 61-DV-L	68	5-40	14	Orange/grey	10	6.190	2003826

Cavity wall electronic box with membrane entries, cover and partition, for use in cavity walls with an installation depth of at least 61 mm and a plate thickness of 5–40 mm.

- 6 screw domes
- Device screws, clamping straps
- 4 combination pipe entries of Ø 20 and 25 mm
- 4 entries for NYM cables 3 x 1.5 mm²
- 2 entries for NYM cables 3 x 2.5 mm² or 5 x 1.5 mm²
- 2 entries for NYM cables 5 x 2.5 mm² or 7 x 1.5 mm²
- Airtight connection with other device boxes via connector, type ZH 11-V



PP/TPPE

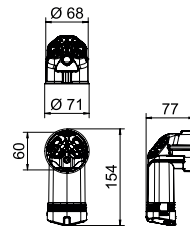


HW Cavity wall electronic box 74, airtight, with elastomer sack

Type	Suitable for		Number of entries	Colour	Pack Piece	Weight kg/100 pc.	Item no.
	Milling hole Ø mm	plate thickness mm					
HE 74-L	68	5-35	8	Orange/grey	10	4.446	2003828

Cavity wall electronic box with membrane entries for additional wiring space, for use in cavity walls with an installation depth of at least 75 mm and a plate thickness of 5 - 35 mm.

- 2 x 3 screw domes
- Device screws, clamping straps
- 2 entries for NYM cables 3 x 1.5 mm²
- 2 entries for NYM cables 3 x 2.5 mm² or 5 x 1.5 mm²
- 2 entries for NYM cables 5 x 2.5 mm² or 7 x 1.5 mm²
- 2 combination pipe entries Ø 20 and 25 mm in the bottom area of the wiring space



Wall luminaire connection sockets

PP/TPPE

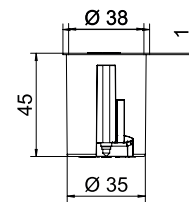


HW Cavity wall outlet box, airtight

Type	Suitable for		Number of entries	Colour	Pack Piece	Weight kg/100 pc.	Item no.
	Milling hole Ø mm	plate thickness mm					
HG 45-WA-LD	35	5-40	2	Orange/grey	25	0.990	2003832

Airtight cavity wall outlet box for cavity walls, for the mounting of wall luminaires or loudspeakers With cover.

- 1 entry for NYM cables 3 x 2.5 mm² or 5 x 1.5 mm²
- 1 entry for NYM cables 3 x 1.5 mm²



PP/TPPE

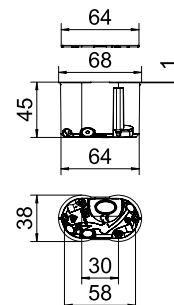


HW Cavity wall outlet box, double, airtight

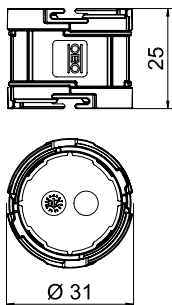
Type	Suitable for		Number of entries	Colour	Pack Piece	Weight kg/100 pc.	Item no.
	Milling hole Ø mm	plate thickness mm					
HG 45-WAD-LD	35	5-40	4	Orange/grey	25	1.930	2003834

Airtight, double wall outlet box for cavity walls, for the mounting of wall luminaires or loudspeakers With cover.

- 1 entry for NYM cables 3 x 2.5 mm² or 5 x 1.5 mm²
- 2 entries for NYM cables 3 x 1.5 mm²
- 1 combination pipe entry for Ø 20 and 25 mm



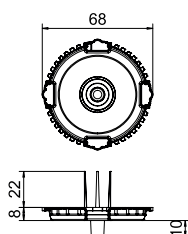

UP Distance connector



Type	Length mm	Colour	Pack Piece	Weight kg/100 pc.	Item no.
ZU 20-AS	25	Signal red	25	0.350	2003746

Distance connector with bayonet lock for the stable combination of multiple flush-mounted device boxes. To expand the standard centre spacing of 71 mm by 20 mm.

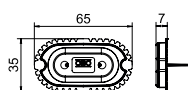
UP Signal cover flush-mounted boxes, single



Type	Colour	Pack Piece	Weight kg/100 pc.	Item no.
ZU 60-SD	Signal red	50	0.380	2003760

Cover as protection of flush-mounted boxes during plastering. Red, with signal bristles for determining position, centring for drill bit, straps for pulling off.

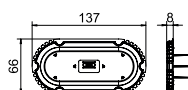
UP Signal cover, flush-mounted outlet box



Type	Dimension	Colour	Pack Piece	Weight kg/100 pc.	Item no.
ZU 30-SDW	65x35mm	Signal red	25	0.220	2003768

Cover for flush-mounted outlet box as protection during plastering. Red, with signal bristles for determining position.

UP Signal cover for flush-mounted box, double



Type	Dimension	Colour	Pack Piece	Weight kg/100 pc.	Item no.
ZU 60-SSD	2xØ60mm	Signal red	25	1.070	2003762

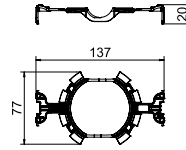
Cover as protection of double flush-mounted box during plastering. Red, with signal bristles for determining position.

PP




Type	Dia- meter mm	Colour	Pack Piece	Weight kg/100 pc.	Item no.
ZU 60-QF	60	Signal red	25	0.570	2003740

Quick fixing through clamping of flush-mounted device boxes Ø 60 mm, instead of plastering or sticking.
For openings with a diameter of 80 mm. Not suitable for the use with thin plaster.



UP Quick-Fix

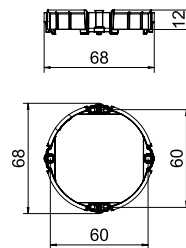


PS



Type	Dimension	Colour	Pack Piece	Weight kg/100 pc.	Item no.
ZU 12-PR	Ø60mm, H12mm	Signal red	25	0.650	2003742

Plaster compensation ring for Ø 60 mm flush-mounted box, to screw on.



UP Plaster compensation ring 12 mm, flush-mounted device box

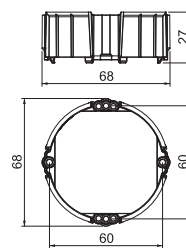


PS



Type	Dimension	Colour	Pack Piece	Weight kg/100 pc.	Item no.
ZU 24-PR	Ø60mm, H24mm	Signal red	25	1.020	2003744

Plaster compensation ring for Ø 60 mm flush-mounted box, to screw on.



UP Plaster compensation ring 24 mm, flush-mounted device box

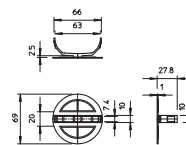


PS



Type	Ø	Max. Colour	Pack Piece	Weight kg/100 pc.	Item no.
ZA 60-FD	72	White	25	0.560	2003749

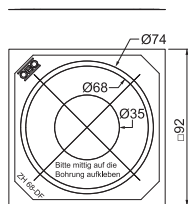
Sprung lid with centrally moulded, elastic spreading spring, for sockets with Ø 60 mm, lid edge is flush, surface is roughened.



Sprung cover, 60 mm



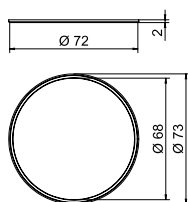
Sealing foil, cavity wall device box



Type	Colour	Pack Piece	Weight kg/100 pc.	Item no.
ZH 68-DF	Transparent	10	0.500	2003850

Foil for sealing of installation openings that are cut too large or broken out.

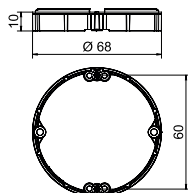
HW Compensation ring



Type	Dimension	Colour	Pack Piece	Weight kg/100 pc.	Item no.
ZH 68-AR	Ø68mm	Orange	10	0.050	2003840

Compensation ring for cavity wall box Ø 68 mm, to compensate for large or unround drill holes.

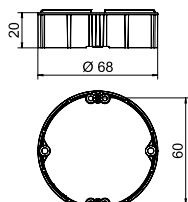
HW Compensation ring 10



Type	Dimension	Colour	Pack Piece	Weight kg/100 pc.	Item no.
ZH 10-AR	Ø68mm, H10mm	Orange	25	0.360	2003842

Compensation ring for cavity wall device box Ø 68 mm, to screw on.

HW Compensation ring 20



Type	Dimension	Colour	Pack Piece	Weight kg/100 pc.	Item no.
ZH 20-AR	Ø68mm, H20mm	Orange	25	0.580	2003844

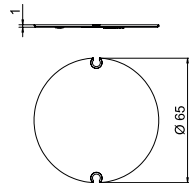
Compensation ring for cavity wall device box Ø 68 mm, to screw on.



Inner fitting, cover cavity wall device box

Type	Ø Max.	Height mm	Colour	Pack Piece	Weight kg/100 pc.	Item no.
ZH 60-ID	65	1	White	25	1.130	2003848

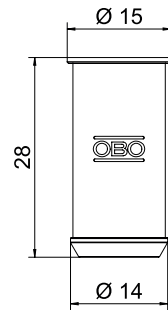
Inner fitting cover for cavity wall device box, to screw on.



HW Connector for cavity wall boxes

Type	Dia-meter mm	Length mm	Colour	Pack Piece	Weight kg/100 pc.	Item no.
ZH 11V	14.5	28	Orange	10	0.098	2003846

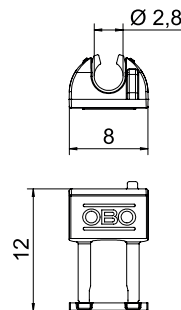
Connector to connect cavity wall boxes and pass cable wires through. Airtight in conjunction with airtight cavity wall boxes.



HW Fastening element, thin panelling

Type	Colour	Pack Piece	Weight kg/100 pc.	Item no.
ZH 12-DB	Orange	50	0.012	2003854

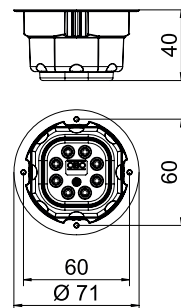
Fastening element to extend the tensioning area for thin panelling, suitable for panelling thicknesses of up to 0.2 mm.



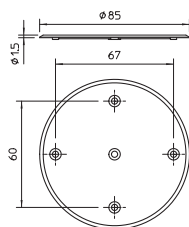
Sealing insert for device box

Type	Number of entries	Type of entry	Colour	Pack Piece	Weight kg/100 pc.	Item no.
ZA 60-DE	8	8xØ1mm to 4mm	Grey	10	1.200	2003719

Sealing insert for flush-mounted and cavity wall boxes, to seal against ingress of air.



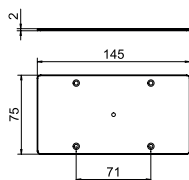
Universal cover



Type	Ø	Max.	Colour	Pack Piece	Weight kg/100 pc.	Item no.
ZA 60-D	84		White	25	0.850	2003748

Universal cover for flush-mounted and cavity wall box. With drill holes, hole spacing 60 mm for all device boxes, retractable screws. Roughened surface.

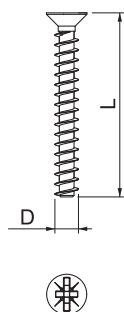
Cover, double, rectangular



Type	Colour	Pack Piece	Weight kg/100 pc.	Item no.
ZA 60-DV	White	5	1.780	2003823

Rectangular cover for double flush-mounted and cavity wall box. With drill holes, retractable screws.

Device screw for flush-mounted/cavity wall boxes



Type	Dimension	Pack Piece	Weight kg/100 pc.	Item no.
ZA 15-GS-S	Ø3,2mm,15mm	50	0.055	2003268
ZA 25-GS-S	Ø3,2mm,25mm	50	0.087	2003271
ZA 40-GS-S	Ø3,2mm,40mm	50	0.135	2003279

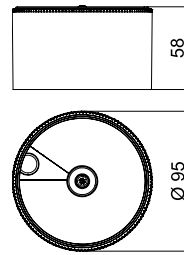
Device screw for mounting devices in flush-mounted or cavity wall device boxes.

St G

Device screws, economy pack for flush-mounted/ cavity wall boxes

Type	Pack Piece	Weight kg/100 pc.	Item no.
ZA 100-GS-VB	1	37.100	2003280

Economy box with device screws \varnothing 3.2 mm in 15, 25 and 40 mm lengths, for mounting devices in flush-mounted or cavity wall device boxes.

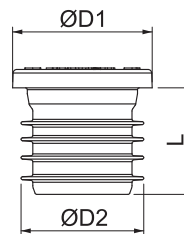


TPE



Type	Dim.			Colour	Pack Piece	Weight kg/100 pc.	Item no.
	D1 mm	D2 mm	L mm				
ZA 20-VS	19	15	17	Grey	25	0.170	2003737
ZA 25-VS	24	19	18	Grey	25	0.250	2003738

Sealing plug to close empty pipes.



Sealing plug

PP


Drilling template for flush-mounted and cavity wall boxes

Type	Colour	Pack Piece	Weight kg/100 pc.	Item no.
ZA BS	Orange	10	0.900	2003890

Drilling template for flush-mounted and cavity wall boxes. To draw on the fastening spacings of 71 or 91 mm. With marking aids for centre-punching and notching for alignment, e.g. to chalk line markings.



Terminals




Terminals



Screwless terminals

188




Screw terminals

192



Phase terminals

196



Screwless universal terminal

This is the easiest way to connect or disconnect rigid cables and strands: OBO's new screwless connection terminals for flexible and rigid cables.

- Simple connection and disconnection
- Test opening
- Simple checking of the stripping length
- For flexible and rigid conductors
- Rigid conductors can be inserted without even handling the release lever
- Connection cross-sections of 0.2 to 2.5 mm²
- Tested to EN 60998



PC



Universal plug-in terminal, 2-pole

Type	Colour	Pack Piece	Weight kg/100 pc.	Item no.
61 225 FL	Transparent	100	0.200	2054450

Tested according to EN 60998.

Screwless terminal to connect electrical conductors. The type of conductor can either be flexible, multi-wire or rigid.

If rigid conductors are used, an opening of the release lever is not necessary. The conductor can be plugged into the terminal directly.

To extract the conductors, simply open the release lever. The strand can then be easily pulled-out.

Nominal cross-section:

2 x 0.2 - 2.5 mm² multi-wire cables / single-wire conductors

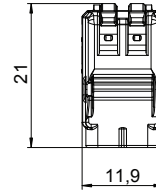
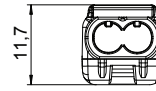
Rated voltage 450 V.

Rated current 24 A.

Stripping length: 9 mm (+1 mm).

Inspection opening: Phase tester and testing pin (max. Ø 2 mm), very easily accessible on the top side of the terminal

Max. approved ambient temperature according to EN 60998: 85 °C.



PC



Universal plug-in terminal, 3-pole

Type	Colour	Pack Piece	Weight kg/100 pc.	Item no.
61 325 FL	Transparent	75	0.270	2054454

Tested according to EN 60998.

Screwless terminal to connect electrical conductors. The type of conductor can either be flexible, multi-wire or rigid.

If rigid conductors are used, an opening of the release lever is not necessary. The conductor can be plugged into the terminal directly.

To extract the conductors, simply open the release lever. The strand can then be easily pulled-out.

Nominal cross-section:

3 x 0.2 - 2.5 mm² multi-wire cables / single-wire conductors

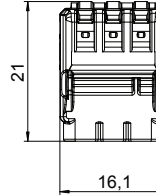
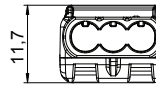
Rated voltage 450 V.

Rated current 24 A.

Stripping length: 9 mm (+1 mm).

Inspection opening: Phase tester and testing pin (max. Ø 2 mm), very easily accessible on the top side of the terminal

Max. approved ambient temperature according to EN 60998: 85 °C.



PC



Universal plug-in terminal, 5-pole

Type	Colour	Pack Piece	Weight kg/100 pc.	Item no.
61 525 FL	Transparent	50	0.410	2054458

Tested according to EN 60998.

Screwless terminal to connect electrical conductors. The type of conductor can either be flexible, multi-wire or rigid.

If rigid conductors are used, an opening of the release lever is not necessary. The conductor can be plugged into the terminal directly.

To extract the conductors, simply open the release lever. The strand can then be easily pulled-out.

Nominal cross-section:

5 x 0.2 - 2.5 mm² multi-wire cables / single-wire conductors

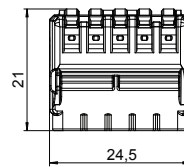
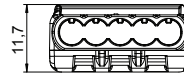
Rated voltage 450 V.

Rated current 24 A.

Stripping length: 9 mm (+1 mm).

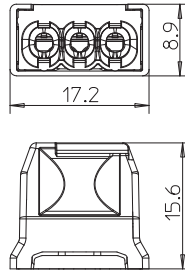
Inspection opening: Phase tester and testing pin (max. Ø 2 mm), very easily accessible on the top side of the terminal

Max. approved ambient temperature according to EN 60998: 85 °C.



Screwless terminal, 3-pin

PA

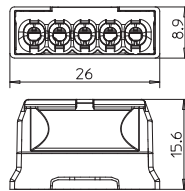


Type	Colour	Pack Piece	Weight kg/100 pc.	Item no.
61 325 LGR	Light grey	100	0.135	2054485

Screwless terminal to connect single-strand cables.
 Nominal cross-section:
 3 x 0.5 mm² to 2.5 mm² single-wire conductors
 3 x 1.5 mm² to 2.5 mm² rigid, multi-wire conductors
 Rated voltage 450 V.
 Rated current 24 A.
 Stripping length: 8–9 mm.
 Inspection opening: phase tester and testing pin (max. Ø 2 mm).

Screwless terminal, 5-pin

PA

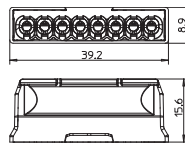


Type	Colour	Pack Piece	Weight kg/100 pc.	Item no.
61 525 LGR	Light grey	100	0.300	2054507

Screwless terminal to connect single-strand cables.
 Nominal cross-section:
 5 x 0.5 mm² to 2.5 mm² single-wire cable
 5 x 1.5 mm² to 2.5 mm² rigid, multi-wire cable
 Rated voltage 450 V.
 Rated current 24 A.
 Stripping length: 8–9 mm.
 Inspection opening: phase tester and testing pin (max. Ø 2 mm).

Screwless terminal, 8-pin

PA



Type	Colour	Pack Piece	Weight kg/100 pc.	Item no.
61 825 LGR	Light grey	50	0.490	2054523


Screwless terminal to connect single-strand cables.
 Nominal cross-section:
 8 x 0.5 mm² to 2.5 mm² single-wire cables
 8 x 1.5 mm² to 2.5 mm² rigid, multi-wire cables
 Rated voltage 450 V.
 Rated current 24 A.
 Stripping length: 8–9 mm.
 Inspection opening: phase tester and testing pin (max. Ø 2 mm).





Terminal strips

The branch terminal/terminal strip consists of an insulating plastic housing that serves as electric shock protection for the steel/brass terminal insert. Thus no voltage-carrying parts can be touched if the component is used correctly. The ends of wire strands must be inserted with wire end sleeves to ensure no mechanical damage can occur and rule out the risk of damage to individual strands from the clamping screw as it turns.



- Tested to EN 60998
- Brass terminals, bolts made of electrogalvanised steel
- 12-pin strips, separable into individual terminals through "twist'n'pull"
- Captive upwards screw
- Max. approved ambient temperature to EN 60998: -5 to +80 °C
- Nominal cross-section 4–35 mm²

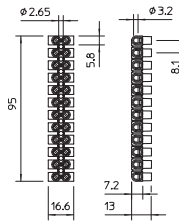
PP



4 mm² series connectors, polypropylene

Type	Colour	Shipping box Piece	Pack Piece	Weight kg/100 pc.	Item no.
72 CE WS/EKL 0 S	White	500	10	1.800	2056070

Tested according to EN 60998.
 Steel terminals, steel screws, electrogalvanised, 12-pin, individual terminals detachable from strips using "twist'n'pull".
 Captive upwards screw.
 Max. approved ambient temperature to EN 60998: -5 to +80 °C.
 Nominal cross-section 4 mm².
 Nominal voltage 450 V.
 Nominal current 32 A.
 Max. attachment each side: 4 mm² single-wire or 2.5 mm² multi-wire/flexible.



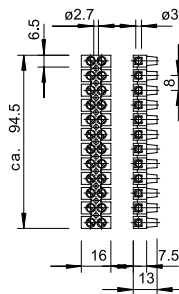
PA



4 mm² series connector, polyamide

Type	Colour	Shipping box Piece	Pack Piece	Weight kg/100 pc.	Item no.
72 VDE/EKL 0E PA	Transparent	500	10	2.000	2055929

Brass terminals, steel screws, galvanised and blue passivated, 12-pin, individual terminals detachable.
 Captive upwards screw.
 Nominal cross-section 4 mm².
 Rated voltage 450 V.
 Nominal current 32 A.
 Max. attachment each side: 4 mm² single-wire or 2.5 mm² multi-wire.
 Maximum approved ambient temperature to EN 60998: -5 to +85 °C.



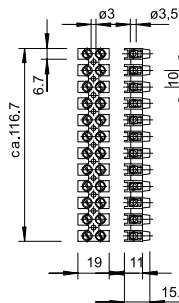
PA



Terminal strips, 4 mm², wire protection clamp, polyamide

Type	Colour	Shipping box Piece	Pack Piece	Weight kg/100 pc.	Item no.
74 D/EKL 1BEF2 D	Transparent	200	10	3.680	2056178

With wire protection clamp.
 Tested according to EN 60998.
 Brass terminals, steel screws, galvanised and blue passivated, 12-pin, individual terminals detachable.
 Captive upwards screw.
 Nominal cross-section 4 mm².
 Nominal voltage 450 V.
 Nominal current 32 A.
 Max. attachment each side: 4 mm² single-wire or 4 mm² fine-wire.
 Maximum approved ambient temperature to EN 60998: -5 to +85 °C.




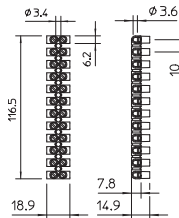
PP



6 mm² series connectors, polypropylene

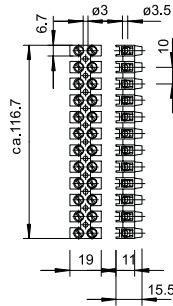

Type	Colour	Shipping box Piece	Pack Piece	Weight kg/100 pc.	Item no.
74 CE WS/EKL 1 S	White	200	10	2.600	2056224

Tested according to EN 60998.
 Steel terminals, steel screws, electrogalvanised, 12-pin, individual terminals detachable from strips using "twist'n'pull".
 Captive upwards screw.
 Max. approved ambient temperature to EN 60998: -5 to +80 °C.
 Nominal cross-section 6 mm².
 Nominal voltage 450 V.
 Nominal current 41 A.
 Max. connections on each side: 6 mm² single-wire or 4 mm² fine-wire.



6 mm² series connectors, polyamide

PA

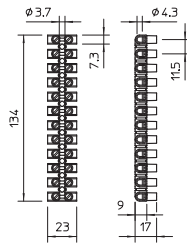


Type	Colour	Shipping box Piece	Pack Piece	Weight kg/100 pc.	Item no.
74 VDE/EKL 1BEF2	Transparent	200	10	3.580	2056143

Tested according to EN 60998.
 Brass terminals, steel screws, galvanised and blue passivated, 12-pin, individual terminals detachable.
 Captive upwards screw.
 Nominal cross-section 6 mm².
 Nominal voltage 450 V.
 Nominal current 41 A.
 Max. attachment each side: 6 mm² single-wire or 4 mm² fine-wire.
 Maximum approved ambient temperature to EN 60998: -5 to +85 °C.

10 mm² series connectors, polypropylene

PP

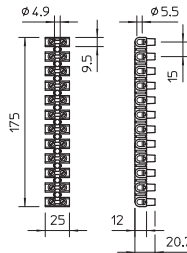


Type	Colour	Shipping box Piece	Pack Piece	Weight kg/100 pc.	Item no.
76 CE WS/EKL 2 S	White	100	10	4.300	2056372

Tested to EN 60998.
 Steel terminals, steel screws, electrogalvanised, 12-pole, individual terminals detachable from strips using "twist'n'pull".
 Captive upwards screw.
 Max. approved ambient temperature to EN 60998: -5 to +80 °C.
 Nominal cross-section 10 mm².
 Nominal voltage 450 V.
 Nominal current 57 A.
 Max. attachment each side: 10 mm² single-wire or 6 mm² multi-wire/flexible.

16 mm² series connectors, polypropylene

PP

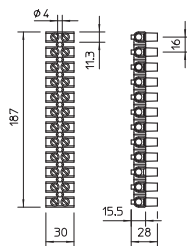


Type	Colour	Shipping box Piece	Pack Piece	Weight kg/100 pc.	Item no.
78 CE WS/EKL 3 S	White	100	10	7.500	2056550

Tested to EN 60998.
 Steel terminals, steel screws, electrogalvanised, 12-pole, individual terminals detachable from strips using "twist'n'pull".
 Captive upwards screw.
 Max. approved ambient temperature to EN 60998: -5 to +80 °C.
 Nominal cross-section 16 mm².
 Nominal voltage 450 V.
 Nominal current 76 A.
 Max. attachment each side: 16 mm² single-wire or 10 mm² multi-wire or 6 mm² flexible.

25 mm² series connectors, polypropylene

PP



Type	Colour	Shipping box Piece	Pack Piece	Weight kg/100 pc.	Item no.
79 CE WS/EKL 4BE	White	50	10	11.200	2056577

Tested to EN 60998.
 Brass terminals, steel screws, electrogalvanised and transparently passivated, 12-pole, individual terminals detachable from strips.
 Captive upwards screw.
 Max. approved ambient temperature to EN 60998: -5 to +80 °C.
 Nominal cross-section 25 mm².
 Nominal voltage 750 V.
 Nominal current 101 A.
 Max. attachment each side: 25 mm² multi-wire or 16 mm² fine-wire.

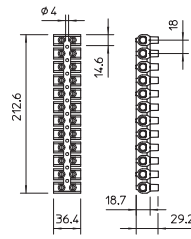
PP



35 mm² series connectors, polypropylene

Type	Colour	Shipping box Piece	Pack Piece	Weight kg/100 pc.	Item no.
80 CE WS/EKL 5E	White	50	10	17.400	2056590

Tested to EN 60998.
 Brass terminals, steel screws, electrogalvanised, 12-pole, individual terminals detachable from strips.
 Captive upwards screw.
 Max. approved ambient temperature to EN 60998: -5 to +80 °C.
 Nominal cross-section 35 mm².
 Nominal voltage 750 V.
 Nominal current 125 A.
 Max. attachment each side: 35 mm² multi-wire or 25 mm² fine-wire.



Terminal strips

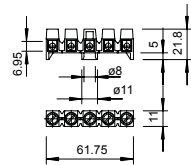
PA



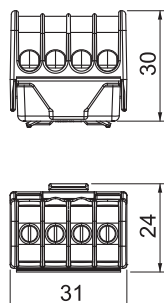
Terminal strip 2.5 mm²

Type	Colour	No. of terminals	Nominal cross-section mm ²	Nom. V	Pack Piece	Weight kg/100 pc.	Item no.
689	Natural	5	0.8-2.5	660	50	1.502	2017342

Brass terminal block, nickel plated, steel screws, electrogalvanised and transparently passivated, nominal cross section 0.8 ÷ 2.5 mm², nominal voltage 660 V, 5-pin, with socket terminals, max. connectable cross sections per terminal: 4 x 2.5 mm², 5 x 1.5 mm² or 6 x 1 mm², unused pins can be disconnected and used as individual terminals.



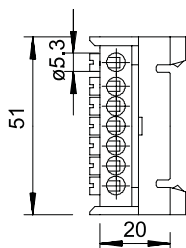
Protective conductor terminal, with screw contacts, 4 terminals



Type	Colour	Pack Piece	Weight kg/100 pc.	Item no.
KL-DBS4x16GN	Green	10	1.980	2016250

Protective conductor connection terminal strip, brass, steel screws, electrogalvanised and transparently passivated, nominal cross-section 6 ÷ 16 mm², nominal voltage 400 V, 1-pole, with terminal sockets, max. connectable conductors per terminal 4 x 16 mm², 4 x 10 mm², 8 x 6 mm² or 12 x 4 mm².

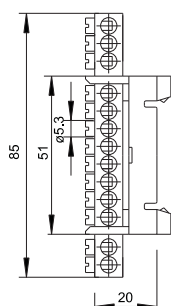

Protection conductor terminals, with screw contacts, 7 terminals



Type	Colour	Pack Piece	Weight kg/100 pc.	Item no.
60 S 7x16 GN	Green	10	2.900	2054019

Protective conductor connection terminal with 7 terminals up to 16 mm². Clamping rail, brass, steel screws, electrogalvanised and transparently passivated, for snapping onto 35 x 7.5 mm hat profile rails to DIN EN 60715 (previously DIN EN 50022) (transverse) or flat rails 10 x 2–2.5 mm (lengthwise).

Protection conductor terminals, with screw contacts, 12 terminals



Type	Colour	Pack Piece	Weight kg/100 pc.	Item no.
60 S 12x16 GN	Green	10	4.200	2054094

Protective conductor connection terminal with 7 terminals up to 16 mm². Clamping rail, brass, steel screws, electrogalvanised and transparently passivated, for snapping onto 35 x 7.5 mm hat profile rails to DIN EN 60715 (previously DIN EN 50022) (transverse) or flat rails 10 x 2–2.5 mm (lengthwise).

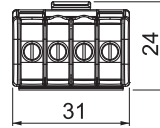
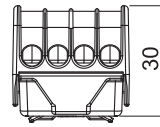
PA



Neutral conductor terminal, with screw contacts, 4 terminals

Type	Colour	Pack Piece	Weight kg/100 pc.	Item no.
KL-DBN4x16BL	Blue	10	1.980	2016255

Neutral conductor connection terminal, brass, steel screws, electrogalvanised and transparently passivated, nominal cross-section $6 \div 16 \text{ mm}^2$, nominal voltage 400 V, 1-pole, with terminal sockets, max. connectable conductors per terminal $4 \times 16 \text{ mm}^2$, $4 \times 10 \text{ mm}^2$, $8 \times 6 \text{ mm}^2$ or $12 \times 4 \text{ mm}^2$.



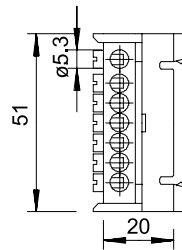
PA



Neutral conductor terminals, with screw contacts, 7 terminals

Type	Colour	Pack Piece	Weight kg/100 pc.	Item no.
60 N 7x16 BL	Blue	10	2.900	2054000

Neutral conductor connection terminal with 7 terminals up to 16 mm^2 . Clamping rail, brass, steel screws, electrogalvanised and transparently passivated, for snapping onto 35 mm hat rails to DIN EN 60715 - previously DIN EN 50022 - (transverse) or flat rails $10 \times 2.2.5 \text{ mm}$ (lengthwise).



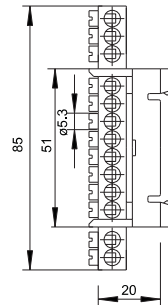
PA




Neutral conductor terminals, with screw contacts, 12 terminals

Type	Colour	Pack Piece	Weight kg/100 pc.	Item no.
60 N 12x16 BL	Blue	10	4.200	2054086







Neutral conductor connection terminal with 12 terminals up to 16 mm^2 . Clamping rail, brass, steel screws, electrogalvanised and transparently passivated, for snapping onto 35 mm hat rails to DIN EN 60715 - previously DIN EN 50022 - (transverse) or flat rails $10 \times 2.2.5 \text{ mm}$ (lengthwise).



Cable glands



Cable glands

	Cap nut cable glands	200
	Cone cable glands	226
	Cable glands	230
	Individual parts	232
	Penetrations	242
	Accessories, cable glands	246





Cable glands V-TEC VM and V-TEC VM L

The quickest and most convenient way of providing strain relief and tightness with cable glands on junction boxes and housings is with the tried-and-trusted V-TEC VM cable glands from OBO.

- Fast and convenient means of cable entry for junction boxes and housings
- With the integrated sealing lip and the special OBO lamella technology, protection class IP68 is achieved
- Strain relief and tightness have been tested to DIN EN 62444
- The connecting threads are metric and are therefore suitable for universal use
- Applications: From private housing with junction boxes up to industrial applications in the distributor cabinet
- Temperature range: -20 °C to $+65\text{ °C}$

PA



Cap nut cable gland, metric thread, light grey

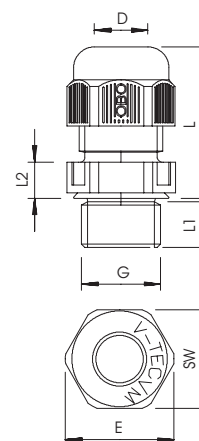
Type	Colour	Shipping box Piece	Pack Piece	Weight kg/100 pc.	Item no.
V-TEC VM12 LGR	Light grey	500	50	0.318	2022862
V-TEC VM16 LGR	Light grey	500	50	0.638	2022864
V-TEC VM20 LGR	Light grey	600	50	0.856	2022866
V-TEC VM25 LGR	Light grey	300	25	1.360	2022868
V-TEC VM32 LGR	Light grey	240	20	2.235	2022870
V-TEC VM40 LGR	Light grey	120	10	3.467	2022872
V-TEC VM50 LGR	Light grey	60	5	5.466	2022874
V-TEC VM63 LGR	Light grey	60	5	8.306	2022876



The quickest and most convenient way of providing strain relief and tightness with cable glands on junction boxes and housings is with the tried-and-trusted V-TEC VM cable glands from OBO. A protection rating of IP68 is achieved through the integrated sealing lip and the special OBO slat technology. Strain relief and tightness have been tested to DIN EN 62444. The connecting threads of the cable glands are metric or PG and are therefore suitable for universal use. Once screwed in place, the installation is there forever, as the optimum thread adjustment with the right pitch ensures permanent resistance to shaking. Applications: from private housing with junction boxes up to industrial applications in the distributor cabinet. Temperature range: -20 °C to +65 °C.

Type	Thread	Sealing range		Dim.		Dim.		In-stal-lation torque	
		D	SW	Dim. E	Dim. L min.	Dim. L max.	Dim. L1	Dim. L2	Nm
V-TEC VM12 LGR	M12 x 1,5	3.5-7	15	16.5	18.5	23.5	8	5	2
V-TEC VM16 LGR	M16 x 1,5	4.5-10	20	22	21.5	23.5	8	5	2
V-TEC VM20 LGR	M20 x 1,5	6-13	24	27	23.5	30.5	9	5	3.8
V-TEC VM25 LGR	M25 x 1,5	9-17	29	32	26	35	10	6	5
V-TEC VM32 LGR	M32 x 1,5	15-21	36	41	29	40	11	6	7.5
V-TEC VM40 LGR	M40 x 1,5	16-28	44	50	36	46	11	7	10
V-TEC VM50 LGR	M50 x 1,5	23-35	54	60	43	52	12	8	12
V-TEC VM63 LGR	M63 x 1,5	36-48	67	75	48	60	12	9	15

Dimensions



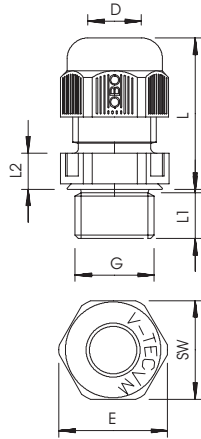
Cap nut cable gland, metric thread, black



Type	Colour	Shipping box Piece	Pack Piece	Weight kg/100 pc.	Item no.
V-TEC VM12 SW	Black	500	50	0.318	2022883
V-TEC VM16 SW	Black	500	50	0.638	2022885
V-TEC VM20 SW	Black	600	50	0.856	2022887
V-TEC VM25 SW	Black	300	25	1.360	2022889
V-TEC VM32 SW	Black	240	20	2.230	2022891
V-TEC VM40 SW	Black	120	10	3.467	2022893
V-TEC VM50 SW	Black	60	5	5.466	2022895
V-TEC VM63 SW	Black	60	5	8.306	2022897

The quickest and most convenient way of providing strain relief and tightness with cable glands on junction boxes and housings is with the tried-and-trusted V-TEC VM cable glands from OBO. A protection rating of IP68 is achieved through the integrated sealing lip and the special OBO slot technology. Strain relief and tightness have been tested to DIN EN 62444. The connecting threads of the cable glands are metric or PG and are therefore suitable for universal use. Once screwed in place, the installation is there forever, as the optimum thread adjustment with the right pitch ensures permanent resistance to shaking. Applications: from private housing with junction boxes up to industrial applications in the distributor cabinet. Temperature range: -20 °C to +65 °C.

Dimensions



Type	Thread	Sealing range D mm	SW mm	Dim. E mm	Dim. L min. mm	Dim. L max. mm	Dim. L1 mm	Dim. L2 mm	Installation torque Nm
V-TEC VM12 SW	M12x1,5	3.5-7	15	16.5	18.5	23.5	8	5	2
V-TEC VM16 SW	M16x1,5	4.5-10	20	22	21.5	29	8	5	2
V-TEC VM20 SW	M20x1,5	6-13	24	27	23.5	30.5	9	5	3.8
V-TEC VM25 SW	M25x1,5	9-17	29	32	26	35	10	6	5
V-TEC VM32 SW	M32x1,5	15-21	36	41	29	40	11	6	7.5
V-TEC VM40 SW	M40x1,5	16-28	44	50	36	46	11	7	10
V-TEC VM50 SW	M50x1,5	23-35	54	60	43	52	12	8	12
V-TEC VM63 SW	M63x1,5	36-48	67	75	48	60	12	9	15





Cap nut cable gland, metric thread, set with lock nut, light grey

Type	Colour	Shipping box Piece	Pack Piece	Weight kg/100 pc.	Item no.
V-TEC VM12+ LGR	Light grey	600	50	0.337	2022762
V-TEC VM16+ LGR	Light grey	500	50	0.795	2022764
V-TEC VM20+ LGR	Light grey	600	50	1.106	2022766
V-TEC VM25+ LGR	Light grey	300	25	1.710	2022768
V-TEC VM32+ LGR	Light grey	240	20	2.840	2022770
V-TEC VM40+ LGR	Light grey	120	10	5.150	2022772
V-TEC VM50+ LGR	Light grey	60	5	6.356	2022774
V-TEC VM63+ LGR	Light grey	60	5	10.136	2022776



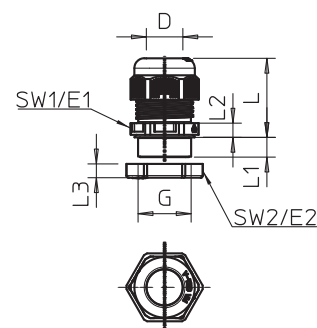
The quickest and most convenient way of providing strain relief and tightness with cable glands from OBO. A protection rating of IP68 is achieved through the integrated sealing lip and the special OBO slat technology. Strain relief and tightness have been tested to DIN EN 62444. The connection threads are metric. Once screwed in place, the installation is there forever, as the optimum thread adjustment with the right pitch ensures permanent resistance to shaking.

Applications: From private housing with junction boxes up to industrial applications in the distributor cabinet.

Temperature range: -20 °C to +65 °C.

Type	Thread	Sealing range		Dim.		Dim. L		Dim.			Installation torque Nm	
		D	SW 1	E1	E2	min.	max.	L1	L2	L3		
V-TEC VM12+ LGR	M12 x 1,5	3,5-7	15	17	16,5	19	18,5	23,5	8	5	5	2
V-TEC VM16+ LGR	M16 x 1,5	4,5-10	20	22	22	25	21,5	23,5	8	5	5	2
V-TEC VM20+ LGR	M20 x 1,5	6-13	24	24	27	27	23,5	30,5	9	5	6	3,8
V-TEC VM25+ LGR	M25 x 1,5	9-17	29	32	32	36	26	35	10	6	6,5	5
V-TEC VM32+ LGR	M32 x 1,5	15-21	36	41	41	46	29	40	11	6	7	7,5
V-TEC VM40+ LGR	M40 x 1,5	16-28	44	50	50	56	36	46	11	7	7,5	10
V-TEC VM50+ LGR	M50 x 1,5	23-35	54	60	60	68	43	52	12	8	8	12
V-TEC VM63+ LGR	M63 x 1,5	36-48	68	75	75	83	48	60	12	9	8,5	15

Dimensions



Cap nut cable gland, metric thread with screw plug, light grey



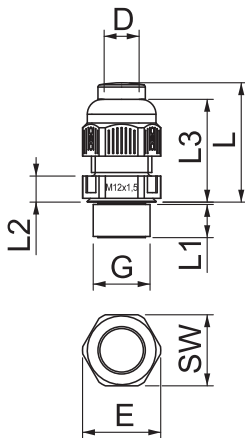
Type	Colour	Shipping box Piece	Pack Piece	Weight kg/100 pc.	Item no.
V-TEC VM12VS LGR	Light grey	500	50	0.360	2023040
V-TEC VM16VS LGR	Light grey	500	50	0.730	2023042
V-TEC VM20VS LGR	Light grey	600	50	0.990	2023044
V-TEC VM25VS LGR	Light grey	300	25	1.550	2023046
V-TEC VM32VS LGR	Light grey	240	20	2.480	2023048

The quickest and most convenient way of providing strain relief and tightness with cable glands on junction boxes and housings is with the tried-and-trusted V-TEC VM cable glands from OBO. A protection rating of IP68 is achieved through the integrated sealing lip and the special OBO slat technology. Strain relief and tightness have been tested to DIN EN 62444. The connection threads are metric. Once screwed in place, the installation is there forever, as the optimum thread adjustment with the right pitch ensures permanent resistance to shaking.

Applications: From private housing with junction boxes up to industrial applications in the distributor cabinet.

Temperature range: -20 °C to +65 °C.

Dimensions



Type	Thread	Sealing range		Dim.		Dim.		Dim. L1	Dim. L2
		D	SW	E	L min.	L max.			
V-TEC VM12VS LGR	M12 x 1,5	3,5-7	15	16,5	21,5	23,5	8	5	
V-TEC VM16VS LGR	M16 x 1,5	4,5-10	20	22	25,5	23,5	8	5	
V-TEC VM20VS LGR	M20 x 1,5	6-13	24	27	28	30,5	9	5	
V-TEC VM25VS LGR	M25 x 1,5	9-17	29	32	30,5	35	10	6	
V-TEC VM32VS LGR	M32 x 1,5	15-21	36	41	29	40	11	6	



PA



Cap nut cable gland, metric thread, UV-resistant, light grey

Type	Colour	Shipping box Piece	Pack Piece	Weight kg/100 pc.	Item no.
V-TEC VM12UV LGR	Light grey	500	50	0.319	2022900
V-TEC VM16UV LGR	Light grey	500	50	0.590	2022901
V-TEC VM20UV LGR	Light grey	600	50	0.590	2022902
V-TEC VM25UV LGR	Light grey	300	25	1.360	2022903
V-TEC VM32UV LGR	Light grey	240	20	2.235	2022904
V-TEC VM40UV LGR	Light grey	120	10	3.496	2022905
V-TEC VM50UV LGR	Light grey	60	5	5.480	2022906
V-TEC VM63UV LGR	Light grey	60	5	8.328	2022907



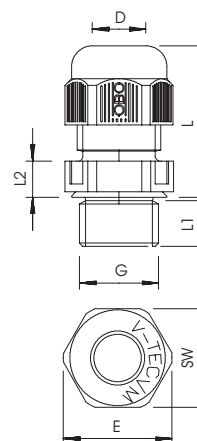
The quickest and most convenient way of providing strain relief and tightness with cable glands on junction boxes and housings is with the tried-and-trusted V-TEC VM cable glands from OBO. A protection rating of IP68 is achieved through the integrated sealing lip and the special OBO slat technology. Strain relief and tightness have been tested to DIN EN 62444. The connection threads are metric. Once screwed in place, the installation is there forever, as the optimum thread adjustment with the right pitch ensures permanent resistance to shaking.

Applications: From private housing with junction boxes up to industrial applications in the distributor cabinet.

Temperature range: -20 °C to +65 °C.

Type	Thread	SW mm	Dim. E mm	Dim. L mm		Dim. L1 mm		Dim. L2 mm	
				min.	max.	L1	L2		
V-TEC VM12UV LGR	M12 x 1,5	15	16,5	18,5	23,5	8	5		
V-TEC VM16UV LGR	M16 x 1,5	20	22	21,5	23,5	8	5		
V-TEC VM20UV LGR	M20 x 1,5	24	27	23,5	30,5	9	5		
V-TEC VM25UV LGR	M25 x 1,5	29	32	26	35	10	6		
V-TEC VM32UV LGR	M32 x 1,5	36	41	29	40	11	6		
V-TEC VM40UV LGR	M40 x 1,5	44	50	36	46	11	7		
V-TEC VM50UV LGR	M50 x 1,5	54	54	43	52	12	8		
V-TEC VM63UV LGR	M63 x 1,5	67	75	48	60	12	9		

Dimensions



Cap nut cable gland, metric thread, long, light grey



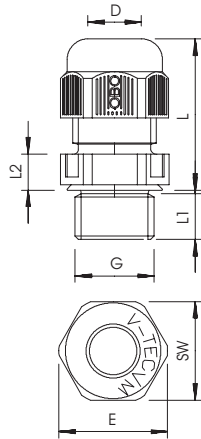
Type	Colour	Shipping box Piece	Pack Piece	Weight kg/100 pc.	Item no.
V-TEC VM L12 LGR	Light grey	500	50	0.392	2022943
V-TEC VM L16 LGR	Light grey	500	50	0.727	2022945
V-TEC VM L20 LGR	Light grey	600	50	0.883	2022947
V-TEC VM L25 LGR	Light grey	300	25	1.597	2022949
V-TEC VM L32 LGR	Light grey	240	20	2.047	2022951
V-TEC VM L40 LGR	Light grey	120	10	3.168	2022953
V-TEC VM L50 LGR	Light grey	60	5	5.010	2022955
V-TEC VM L63 LGR	Light grey	60	5	7.390	2022957

The quickest and most convenient way of providing strain relief and tightness with cable glands on junction boxes and housings is with the tried-and-trusted V-TEC VM cable glands from OBO. A protection rating of IP68 is achieved through the integrated sealing lip and the special OBO slat technology. Strain relief and tightness have been tested to DIN EN 62444. The connection threads are metric. Once screwed in place, the installation is there forever, as the optimum thread adjustment with the right pitch ensures permanent resistance to shaking.

Applications: From private housing with junction boxes up to industrial applications in the distributor cabinet.

Temperature range: -20 °C to +65 °C.

Dimensions



Type	Thread	Sealing range		Dim. E	Dim. L min.	Dim. L max.	Dim. L1	Dim. L2	In-stal-lation torque Nm
		D	SW						
V-TEC VM L12 LGR	M12x1,5	3.5-7	15	16.5	17.5	24	15	5	2
V-TEC VM L16 LGR	M16x1,5	4.5-10	20	22	20.5	29.5	15	5	2.5
V-TEC VM L20 LGR	M20x1,5	6-13	24	27	22.5	32.5	15	5	3.75
V-TEC VM L25 LGR	M25x1,5	9-17	29	32	25.5	36	15	6	5
V-TEC VM L32 LGR	M32x1,5	15-21	36	41	28	40	15	6	7.5
V-TEC VM L40 LGR	M40x1,5	16-28	44	50	32	46	18	7	10
V-TEC VM L50 LGR	M50x1,5	23-35	54	60	37.5	54.3	18	8	12
V-TEC VM L63 LGR	M63x1,5	36-48	68	75	41.5	60.3	18	9	12



PA



Cap nut cable gland, metric thread, long, black

Type	Colour	Shipping box Piece	Pack Piece	Weight kg/100 pc.	Item no.
V-TEC VM L12 SW	Black	500	50	0.392	2022964
V-TEC VM L16 SW	Black	500	50	0.727	2022966
V-TEC VM L20 SW	Black	600	50	0.883	2022968
V-TEC VM L25 SW	Black	300	25	1.597	2022970
V-TEC VM L32 SW	Black	240	20	2.047	2022972
V-TEC VM L40 SW	Black	120	10	3.168	2022974
V-TEC VM L50 SW	Black	60	5	5.010	2022976
V-TEC VM L63 SW	Black	60	5	7.390	2022978



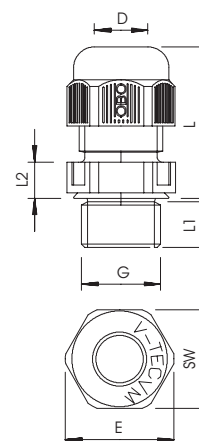
The quickest and most convenient way of providing strain relief and tightness with cable glands on junction boxes and housings is with the tried-and-trusted V-TEC VM cable glands from OBO. A protection rating of IP68 is achieved through the integrated sealing lip and the special OBO slat technology. Strain relief and tightness have been tested to DIN EN 62444. The connection threads are metric. Once screwed in place, the installation is there forever, as the optimum thread adjustment with the right pitch ensures permanent resistance to shaking.

Applications: From private housing with junction boxes up to industrial applications in the distributor cabinet.

Temperature range: -20 °C to +65 °C.

Type	Thread	Sealing range		Dim. E	Dim. L min.	Dim. L max.	Dim. L1	Dim. L2	Installation torque
		D	SW						
V-TEC VM L12 SW	M12x1,5	3.5-7	15	16.5	17.5	24	15	5	2
V-TEC VM L16 SW	M16x1,5	4.5-10	20	22	20.5	29.5	15	5	2.5
V-TEC VM L20 SW	M20x1,5	6-13	24	27	22.5	32.5	15	5	3.75
V-TEC VM L25 SW	M25x1,5	9-17	29	32	25.5	36	15	6	5
V-TEC VM L32 SW	M32x1,5	15-21	36	41	28	40	15	6	7.5
V-TEC VM L40 SW	M40x1,5	16-28	44	50	32	46	18	7	10
V-TEC VM L50 SW	M50x1,5	23-35	54	60	37.5	54.3	18	8	12
V-TEC VM L63 SW	M63x1,5	36-48	68	75	41.5	60.3	18	9	12

Dimensions



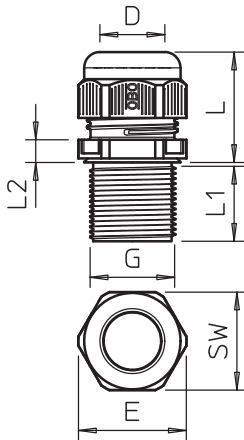
Cap nut cable gland, metric thread, extra long, black



Type	Colour	Shipping box Piece	Pack Piece	Weight kg/100 pc.	Item no.
V-TEC VM LL16 SW	Black	500	50	0.800	2022985
V-TEC VM LL20 SW	Black	600	50	1.000	2022987
V-TEC VM LL25 SW	Black	300	25	1.700	2022989
V-TEC VM LL32 SW	Black	240	20	2.200	2022991
V-TEC VM LL40 SW	Black	120	10	2.200	2022993
V-TEC VM LL50 SW	Black	60	5	5.500	2022995
V-TEC VM LL63 SW	Black	60	5	7.500	2022997

The quickest and most convenient way of providing strain relief and tightness with cable glands on junction boxes and housings is with the tried-and-trusted V-TEC VM cable glands from OBO. A protection rating of IP68 is achieved through the integrated sealing lip and the special OBO slat technology. Strain relief and tightness have been tested to DIN EN 62444. The connection threads are metric. Once screwed in place, the installation is there forever, as the optimum thread adjustment with the right pitch ensures permanent resistance to shaking.
 Applications: From private housing with junction boxes up to industrial applications in the distributor cabinet.
 Temperature range: -20 °C to +65 °C.

Dimensions




Type	Sealing range Thread	D	SW	E	Dim. L min.	Dim. L max.	Dim. L1	Dim. L2	Installation torque Nm
V-TEC VM LL16 SW	M16x1,5	4.5-10	20	22	20.5	29.5	24	5	2.5
V-TEC VM LL20 SW	M20x1,5	6-13	24	27	22.5	32.5	24	5	3.75
V-TEC VM LL25 SW	M25x1,5	9-17	29	32	25.5	36	24	6	5
V-TEC VM LL32 SW	M32x1,5	15-21	36	41	28	40	24	6	7.5
V-TEC VM LL40 SW	M40x1,5	16-28	44	50	36	46	24	7	10
V-TEC VM LL50 SW	M50x1,5	23-35	54	60	37.5	54.3	24	8	12
V-TEC VM LL63 SW	M63x1,5	36-48	68	75	41.5	60.3	24	9	12





Separable cable glands

The separable cable gland allows easy and quick installation, for example, of pre-terminated cables with connectors. In an existing installation, a missing or defective cable gland can be replaced or supplemented without dismantling and interruption.



For repairs, reinstallation or pre-terminated cables.

Spreading pliers for the best opening of the sealing inserts – making the laying of each cable easy and quick.



- M20
- M25
- M30
- IP 67



Divisible cable gland, seal insert enclosed, light grey

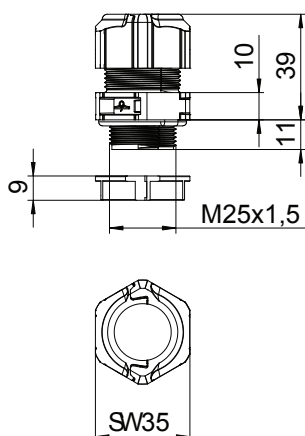


Type	Colour	Shipping box		Pack Piece	Weight kg/100 pc.	Item no.
		Piece				
V-TEC TB25	Light grey	50		5	3.440	2024910

The splittable cable gland V-TEC TB.. ensures - like all V-TEC glands - a secure sealing of the cable. The installation of pre-terminated cables or function cables, for example, is easy and quick, thanks to the splitting of the cable gland.

The V-TEC TB is also unbeatable when refitting an existing installation and as a "repair gland". There is no need to disassemble pre-mounted cables, it can be installed without interrupting the production process.

Dimensions



Type	SW	E	Dim. L		Dim. Dim.	
			min.	max.	L1	L2
V-TEC TB25	35	39	31.5	40	11	10

Divisible cable gland, seal insert, 1 cable, light grey

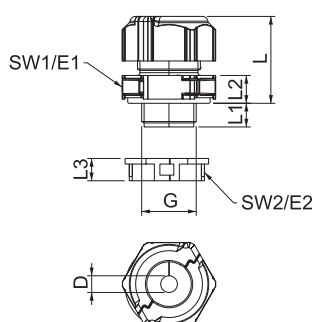


Type	Colour	Shipping box		Pack Piece	Weight kg/100 pc.	Item no.
		Piece				
V-TEC TB20 06-08	Light grey	50		5	2.133	2024942
V-TEC TB20 08-10	Light grey	50		5	2.063	2024944
V-TEC TB20 09-13	Light grey	50		5	1.973	2024946
V-TEC TB20 11-14	Light grey	50		5	1.853	2024948

The splittable cable gland V-TEC TB.. ensures - like all V-TEC glands - a secure sealing of the cable. The installation of pre-terminated cables or function cables, for example, is easy and quick, thanks to the splitting of the cable gland.

The V-TEC TB is also unbeatable when refitting an existing installation and as a "repair gland". There is no need to disassemble pre-mounted cables, it can be installed without interrupting the production process.

Dimensions



Type	Sealing range	SW	SW 2	Dim. Dim. Dim.		
				D	L1	L2
V-TEC TB20 06-08	6-8	30	27	10	8.5	30
V-TEC TB20 08-10	8-10.5	30	27	10	8.5	30
V-TEC TB20 09-13	9-13	30	27	10	8.5	30
V-TEC TB20 11-14	11.5-14.5	30	27	10	8.5	30

PC



Divisible cable gland, seal insert, 1 cable, light grey

Type	Colour	Shipping box Piece	Pack Piece	Weight kg/100 pc.	Item no.
V-TEC TB25 06-09	Light grey	50	5	2.900	2024912
V-TEC TB25 09-11	Light grey	50	5	2.900	2024913
V-TEC TB25 11-13	Light grey	50	5	3.110	2024916
V-TEC TB25 12-15	Light grey	50	5	2.980	2024919
V-TEC TB25 14-18	Light grey	50	5	2.510	2024922
V-TEC TB25 18-20	Light grey	50	5	2.290	2024925

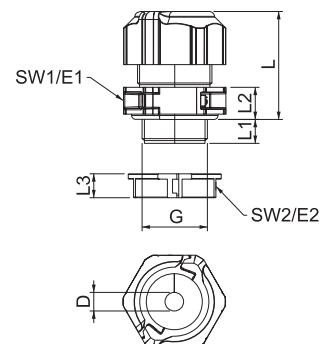


The splittable cable gland V-TEC TB.. ensures - like all V-TEC glands - a secure sealing of the cable. The installation of pre-terminated cables or function cables, for example, is easy and quick, thanks to the splitting of the cable gland.

The V-TEC TB is also unbeatable when refitting an existing installation and as a "repair gland". There is no need to disassemble pre-mounted cables, it can be installed without interrupting the production process.

Type	Sealing range		Dim.			
	D	SW 1	SW 2	L1	L2	L
	mm	mm	mm	mm	mm	mm
V-TEC TB25 06-09	6-7.5	35	31	11	10	41
V-TEC TB25 09-11	9-11	35	31	11	10	41
V-TEC TB25 11-13	11-13	35	31	11	10	41
V-TEC TB25 12-15	12-15	35	31	11	10	41
V-TEC TB25 14-18	14-18	35	31	11	10	41
V-TEC TB25 18-20	18-20	35	31	11	10	41

Dimensions



PC



Divisible cable gland, seal insert, 1 cable, light grey

Type	Colour	Shipping box Piece	Pack Piece	Weight kg/100 pc.	Item no.
V-TEC TB32 09-13	Light grey	60	5	7.416	2024972
V-TEC TB32 11-15	Light grey	60	5	7.246	2024974
V-TEC TB32 14-18	Light grey	60	5	7.069	2024976
V-TEC TB32 17-20	Light grey	60	5	7.156	2024978
V-TEC TB32 20-25	Light grey	60	5	6.396	2024980
V-TEC TB32 24-26	Light grey	60	5	6.026	2024982

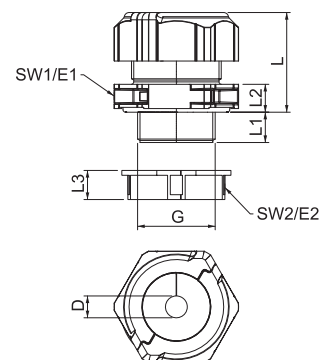


The splittable cable gland V-TEC TB.. ensures - like all V-TEC glands - a secure sealing of the cable. The installation of pre-terminated cables or function cables, for example, is easy and quick, thanks to the splitting of the cable gland.

The V-TEC TB is also unbeatable when refitting an existing installation and as a "repair gland". There is no need to disassemble pre-mounted cables, it can be installed without interrupting the production process.

Type	Sealing range		Dim.			
	D	SW 1	SW 2	L1	L2	L
	mm	mm	mm	mm	mm	mm
V-TEC TB32 09-13	9-13	46	40	14	10	41
V-TEC TB32 11-15	11.5-15.5	46	40	14	10	41
V-TEC TB32 14-18	14-18	46	40	14	10	41
V-TEC TB32 17-20	17-20.5	46	40	14	10	41
V-TEC TB32 20-25	20-25	46	40	14	10	41
V-TEC TB32 24-26	24-26.5	46	40	14	10	41

Dimensions



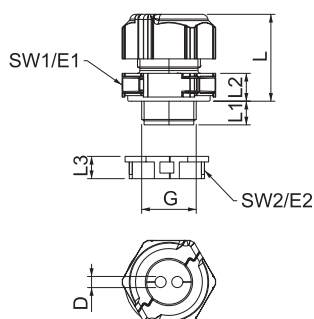
Separable cable gland, sealing insert, multiple, light grey



Type	Colour	Shipping box Piece	Pack Piece	Weight kg/100 pc.	Item no.
V-TEC TB20 2x4	Light grey	50	5	2.187	2024950
V-TEC TB20 2x5	Light grey	50	5	2.153	2024952
V-TEC TB20 2x6	Light grey	50	5	2.113	2024954
V-TEC TB20 4x4	Light grey	50	5	2.123	2024956
V-TEC TB20 6x4	Light grey	50	5	2.083	2024958

The splittable cable gland V-TEC TB.. ensures - like all V-TEC glands - a secure sealing of the cable. The installation of pre-terminated cables or function cables, for example, is easy and quick, thanks to the splitting of the cable gland.
The V-TEC TB is also unbeatable when refitting an existing installation and as a "repair gland". There is no need to disassemble pre-mounted cables, it can be installed without interrupting the production process.

Dimensions



Type	Number of drill holes	Dim. D mm	Dim. L mm		Dim. L1 mm	Dim. L2 mm	Dim. E1 mm	SW 1 mm
			min.	max.				
V-TEC TB20 2x4	2	4	24.5	30.5	10	8.5	33.5	30
V-TEC TB20 2x5	2	5	24.5	30.5	10	8.5	33.5	30
V-TEC TB20 2x6	2	6	24.5	30.5	10	8.5	33.5	30
V-TEC TB20 4x4	4	4	24.5	30.5	10	8.5	33.5	30
V-TEC TB20 6x4	6	4	24.5	30.5	10	8.5	33.5	30

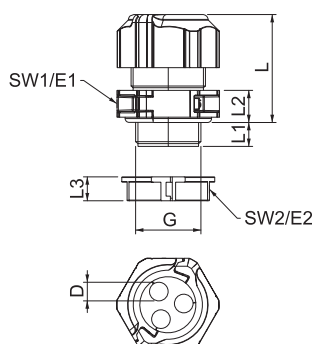
Separable cable gland, sealing insert, multiple, light grey



Type	Colour	Shipping box Piece	Pack Piece	Weight kg/100 pc.	Item no.
V-TEC TB25 3x7	Light grey	50	5	2.449	2024927
V-TEC TB25 3x9	Light grey	50	5	2.640	2024928
V-TEC TB25 4x5	Light grey	50	5	2.539	2024929
V-TEC TB25 4x6	Light grey	50	5	2.439	2024930
V-TEC TB25 4x8	Light grey	50	5	2.950	2024931

The splittable cable gland V-TEC TB.. ensures - like all V-TEC glands - a secure sealing of the cable. The installation of pre-terminated cables or function cables, for example, is easy and quick, thanks to the splitting of the cable gland.
The V-TEC TB is also unbeatable when refitting an existing installation and as a "repair gland". There is no need to disassemble pre-mounted cables, it can be installed without interrupting the production process.

Dimensions



Type	Number of drill holes	Dim. D mm	Dim. L mm		Dim. L1 mm	Dim. L2 mm	Dim. E1 mm	SW 1 mm
			min.	max.				
V-TEC TB25 3x7	3	7	31.5	40	11	10	39	35
V-TEC TB25 3x9	3	9	31.5	40	11	10	39	35
V-TEC TB25 4x5	4	5	31.5	40	11	10	39	35
V-TEC TB25 4x6	4	6	31.5	40	11	10	39	35
V-TEC TB25 4x8	4	8	31.5	40	11	10	39	35

PC

IP 67

M

M32



Separable cable gland, sealing insert, multiple, light grey

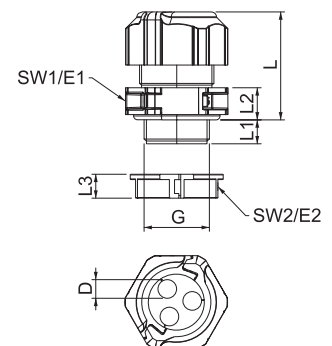
Type	Colour	Shipping box Piece	Pack Piece	Weight kg/100 pc.	Item no.
V-TEC TB32 2x11	Light grey	60	5	7.196	2024984
V-TEC TB32 3x9	Light grey	60	5	7.196	2024986
V-TEC TB32 3x11	Light grey	60	5	7.196	2024988
V-TEC TB32 4x8	Light grey	60	5	7.211	2024990
V-TEC TB32 6x6	Light grey	60	5	7.284	2024992

The splittable cable gland V-TEC TB.. ensures - like all V-TEC glands - a secure sealing of the cable. The installation of pre-terminated cables or function cables, for example, is easy and quick, thanks to the splitting of the cable gland.
The V-TEC TB is also unbeatable when refitting an existing installation and as a "repair gland". There is no need to disassemble pre-mounted cables, it can be installed without interrupting the production process.



Type	Number of drill holes	Dim. D mm	Dim. L mm		Dim. L1 mm	Dim. L2 mm	SW 1 mm	Dim. E1 mm
			min.	max.				
V-TEC TB32 2x11	2	11	32	41	14	10	46	51.5
V-TEC TB32 3x9	3	9	32	41	14	10	46	51.5
V-TEC TB32 3x11	3	11	32	41	14	10	46	51.5
V-TEC TB32 4x8	4	8	32	41	14	10	46	51.5
V-TEC TB32 6x6	6	6	32	41	14	10	46	51.5

Dimensions



Cap nut cable gland, PG thread, light grey



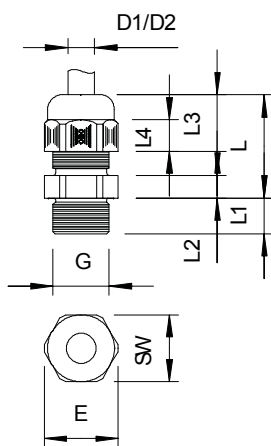
Type	Colour	Shipping box Piece	Pack Piece	Weight kg/100 pc.	Item no.
V-TEC PG7 LGR	Light grey	500	50	0.410	2024705
V-TEC PG9 LGR	Light grey	500	50	0.630	2024713
V-TEC PG11 LGR	Light grey	500	50	0.890	2024721
V-TEC PG13 LGR	Light grey	400	50	1.020	2024748
V-TEC PG16 LGR	Light grey	250	25	1.380	2024756
V-TEC PG21 LGR	Light grey	300	25	2.290	2024764
V-TEC PG29 LGR	Light grey	240	20	4.020	2024772
V-TEC PG36 LGR	Light grey	120	10	6.030	2024780
V-TEC PG42 LGR	Light grey	60	5	7.650	2024799
V-TEC PG48 LGR	Light grey	60	5	9.460	2024802

The quickest and most convenient way of providing strain relief and tightness with cable glands on junction boxes and housings is with the tried-and-trusted V-TEC VM cable glands from OBO. A protection rating of IP68 is achieved through the integrated sealing lip and the special OBO slat technology. Strain relief and tightness have been tested to DIN EN 62444. The connection thread is a PG thread. Once screwed in place, the installation is there forever, as the optimum thread adjustment with the right pitch ensures permanent resistance to shaking.

Applications: From private housing with junction boxes up to industrial applications in the distributor cabinet.

Temperature range: -20 °C to +65 °C.

Dimensions



Type	Thread	Sealing range D mm	Sealing range SW mm	Dim. E mm	Dim. L min. mm	Dim. L max. mm	Dim. L1 mm	Dim. L2 mm	Installation torque Nm
V-TEC PG7 LGR	Pg 7	2.5-6.5	15	16.5	18	23	8	5	1.67
V-TEC PG9 LGR	Pg 9	2.5-8	19	21	21	27	8	5	2.5
V-TEC PG11 LGR	Pg 11	3.5-10	22	25	22	29	8	5	2.5
V-TEC PG13 LGR	Pg 13,5	5-12	24	27	23	30	9	5	2.5
V-TEC PG16 LGR	Pg 16	7-14	27	30	25	33	10	6	3.67
V-TEC PG21 LGR	Pg 21	9-18	33	37.5	28	38	11	6	5
V-TEC PG29 LGR	Pg 29	14-25	42	47.5	32	43	11	7	5
V-TEC PG36 LGR	Pg 36	18-32	53	60	39	54	13	8	5
V-TEC PG42 LGR	Pg 42	24-38	60	68	42	57	13	9	5
V-TEC PG48 LGR	Pg 48	30-44	65	74	42	58	14	9	5





Cap nut cable gland, PG thread, set with lock nut, light grey

Type	Colour	Shipping box Piece	Pack Piece	Weight kg/100 pc.	Item no.
V-TEC PG7+ LGR	Light grey	600	50	0.503	2024655
V-TEC PG9+ LGR	Light grey	500	50	0.799	2024657
V-TEC PG11+ LGR	Light grey	500	50	1.074	2024659
V-TEC PG13,5+LGR	Light grey	400	50	1.276	2024661
V-TEC PG16+ LGR	Light grey	250	25	1.705	2024663
V-TEC PG21+ LGR	Light grey	300	25	2.756	2024665
V-TEC PG29+ LGR	Light grey	240	20	5.120	2024667
V-TEC PG36+ LGR	Light grey	120	10	7.713	2024669
V-TEC PG42+ LGR	Light grey	60	5	9.406	2024671
V-TEC PG48+ LGR	Light grey	60	5	11.290	2024673



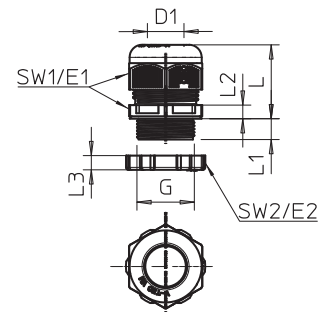
The quickest and most convenient way of providing strain relief and tightness with cable glands on junction boxes and housings is with the tried-and-trusted V-TEC VM cable glands from OBO. A protection rating of IP68 is achieved through the integrated sealing lip and the special OBO slat technology. Strain relief and tightness have been tested to DIN EN 62444. The connection thread is a PG thread. Once screwed in place, the installation is there forever, as the optimum thread adjustment with the right pitch ensures permanent resistance to shaking.

Applications: From private housing with junction boxes up to industrial applications in the distributor cabinet.

Temperature range: -20 °C to +65 °C.

Type	Thread	Sealing range D mm	SW mm	Dim. Dim.				
				L 1 mm	L max. mm	Dim. L1 mm	Dim. L3 mm	Dim. L2 mm
V-TEC PG7+ LGR	Pg 7	2.5-6.5	15	18	23	8	5	5
V-TEC PG9+ LGR	Pg 9	2.5-8	19	21	27	8	5	5
V-TEC PG11+ LGR	Pg 11	3.5-10	22	22	29	8	5	5
V-TEC PG13,5+LGR	Pg 13,5	5-12	24	23	30	9	6	5
V-TEC PG16+ LGR	Pg 16	7-14	27	25	33	10	6	6
V-TEC PG21+ LGR	Pg 21	9-18	33	28	38	11	7	6
V-TEC PG29+ LGR	Pg 29	14-25	42	32	43	11	7	7
V-TEC PG36+ LGR	Pg 36	18-32	53	39	54	13	8	8
V-TEC PG42+ LGR	Pg 42	24-38	60	42	57	13	6	9
V-TEC PG48+ LGR	Pg 48	30-44	65	42	58	14	8	9

Dimensions



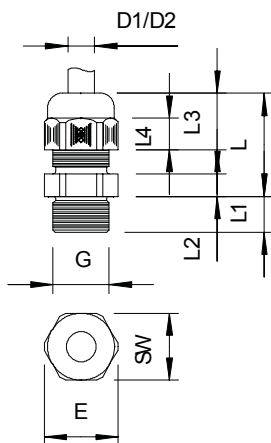
Cap nut cable gland, PG thread, long, light grey



Type	Colour	Shipping box Piece	Pack Piece	Weight kg/100 pc.	Item no.
V-TEC L PG7 LGR	Light grey	500	50	0.410	2024284
V-TEC L PG9 LGR	Light grey	500	50	0.670	2024292
V-TEC L PG11 LGR	Light grey	500	50	0.930	2024306
V-TEC L PG13 LGR	Light grey	600	50	1.090	2024314
V-TEC L PG16 LGR	Light grey	250	25	1.490	2024322
V-TEC L PG21 LGR	Light grey	300	25	2.330	2024330
V-TEC L PG29 LGR	Light grey	240	20	3.860	2024349
V-TEC L PG36 LGR	Light grey	120	10	7.750	2024357
V-TEC L PG42 LGR	Light grey	60	5	10.070	2024365

The quickest and most convenient way of providing strain relief and tightness with cable glands on junction boxes and housings is with the tried-and-trusted V-TEC VM cable glands from OBO. A protection rating of IP68 is achieved through the integrated sealing lip and the special OBO slat technology. Strain relief and tightness have been tested to DIN EN 62444. The connection thread is a PG thread. Once screwed in place, the installation is there forever, as the optimum thread adjustment with the right pitch ensures permanent resistance to shaking.
 Applications: From private housing with junction boxes up to industrial applications in the distributor cabinet.
 Temperature range: -20 °C to +65 °C.

Dimensions



Type	Thread	Sealing range		Dim. L				Dim. L2	
		D mm	SW mm	Dim. E mm	min. mm	max. mm	Dim. L1 mm	Dim. L2 mm	
V-TEC L PG7 LGR	Pg 7	2.5-6.5	15	16.5	18	23	15	5	
V-TEC L PG9 LGR	Pg 9	2.5-8	19	21	21	27	15	5	
V-TEC L PG11 LGR	Pg 11	3.5-10	22	25	22	29	15	5	
V-TEC L PG13 LGR	Pg 13,5	5-12	24	27	23	30	15	5	
V-TEC L PG16 LGR	Pg 16	7-14	27	30	25	33	15	6	
V-TEC L PG21 LGR	Pg 21	9-18	33	37.5	28	38	15	6	
V-TEC L PG29 LGR	Pg 29	14-25	42	47.5	32	43	15	7	
V-TEC L PG36 LGR	Pg 36	18-32	53	60	39	54	18	8	
V-TEC L PG42 LGR	Pg 42	24-38	60	68	42	57	18	9	

PA



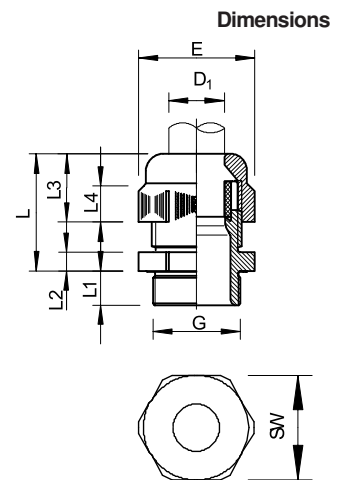
Cap nut cable gland, EX area, metric thread, black

Type	Colour	Pack Piece	Weight kg/100 pc.	Item no.
VTEC EX M12 SW	Black	50	0.360	2050307
VTEC EX M16 SW	Black	50	0.630	2050315
VTEC EX M20 SW	Black	50	0.891	2050323
VTEC EX M25 SW	Black	25	2.350	2050331
VTEC EX M32 SW	Black	20	3.900	2050358
VTEC EX M40 SW	Black	10	7.500	2050366
VTEC EX M50 SW	Black	5	9.200	2050374
VTEC EX M63 SW	Black	5	9.460	2050382



Cable gland with EG design type approval certificate for products and protection systems for use in accordance with the regulations in explosion-hazard area. Directive 94/9/EC. EC design type approval certificate number: PTB 99 ATEX 3112X and ... 3113X. With metric connecting thread to IEC 423. Robust cap-nut cable gland with large sealing area, strain relief and torsion protection for high sealing requirements. Sealing ring of chloroprene/nitrile rubber, moulded sealing, so no connection thread sealing ring needed. Tested to VDE standards. Protection IP 68 at 5 bar.

Type	Sealing range D mm	SW mm	Dim. Dim.					
			Dim. E mm	L min. mm	L max. mm	Dim. L1 mm	Dim. L2 mm	Dim. L3 mm
VTEC EX M12 SW	3.5-6.5	15	16.5	18	23	8	5	12.6
VTEC EX M16 SW	5-8	19	21	21	27	8	5	15.5
VTEC EX M20 SW	7-12	24	27	23	30	9	5	18
VTEC EX M25 SW	12-18	33	37.5	28	38	11	6	22
VTEC EX M32 SW	17-25	42	47.5	32	43	11	7	24.5
VTEC EX M40 SW	21-32	53	60	39	54	13	8	31
VTEC EX M50 SW	24-37	60	68.5	42	57	13	9	32.5
VTEC EX M63 SW	30-44	65	74	42	58	14	9	33



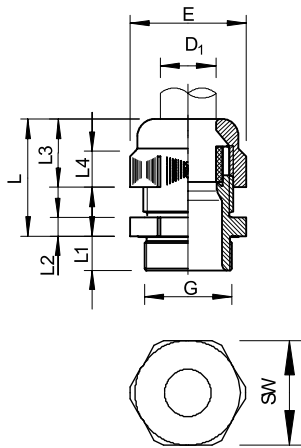
Cap nut cable gland, EX area, PG thread, black



Type	Colour	Pack Piece	Weight kg/100 pc.	Item no.
VTEC EX PG7 SW	Black	50	0.410	2050005
VTEC EX PG9 SW	Black	50	0.630	2050013
VTEC EX PG11 SW	Black	50	0.890	2050021
VTEC EX PG13.5SW	Black	50	1.020	2050048
VTEC EX PG16 SW	Black	25	1.380	2050056
VTEC EX PG21 SW	Black	25	2.290	2050064
VTEC EX PG29 SW	Black	20	4.020	2050072
VTEC EX PG36 SW	Black	10	6.030	2050080
VTEC EX PG42 SW	Black	5	7.650	2050099
VTEC EX PG48 SW	Black	5	9.460	2050102

Cable gland with EG design type approval certificate for products and protection systems for use in accordance with the regulations in explosion-hazard area. Directive 94/9/EC. EC design type approval certificate number: PTB 99 ATEX 3112X and ... 3113X. With PG connection thread according to IEC 423. Robust cap-nut cable gland with large sealing area, as well as strain relief and torsion protection for high sealing demands. Sealing ring of chloroprene/nitrile rubber, moulded sealing, so no connection thread sealing ring needed, VDE-tested. Protection rating IP 68 at 5 bar.

Dimensions



Type	Sealing range D mm	SW mm	Dim. E mm	Dim. L mm		Dim. mm		
				min.	max.	L1 mm	L2 mm	L3 mm
VTEC EX PG7 SW	3.5-6.5	15	16.5	18	23	8	5	12.6
VTEC EX PG9 SW	5-8	19	21	21	27	8	5	17
VTEC EX PG11 SW	4.5-10	22	25	22	29	8	5	17
VTEC EX PG13.5SW	6.5-12	24	27	23	30	9	5	18
VTEC EX PG16 SW	7-14	27	30	25	33	10	6	19
VTEC EX PG21 SW	12-18	33	37.5	28	38	11	6	22
VTEC EX PG29 SW	17-25	42	47.5	32	43	11	7	24.5
VTEC EX PG36 SW	21-32	53	60	39	54	13	8	31
VTEC EX PG42 SW	24-38	60	68.5	42	57	13	9	32.5
VTEC EX PG48 SW	30-44	65	74	42	58	14	9	33



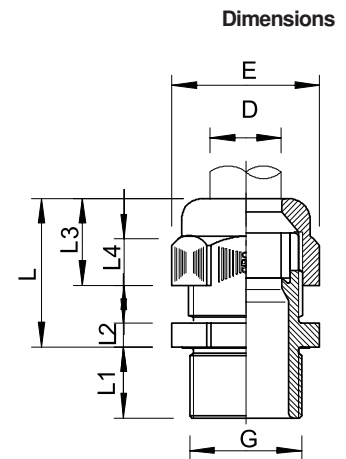
Cap nut cable gland, EX area, PG thread, long, black

Type	Colour	Pack Piece	Weight kg/100 pc.	Item no.
VTEC EXL PG9 SW	Black	50	0.670	2050145
VTEC EXL PG11 SW	Black	50	0.930	2050153
VTEC EXL PG13 SW	Black	50	1.090	2050161
VTEC EXL PG16 SW	Black	25	1.490	2050188
VTEC EXL PG21 SW	Black	25	2.330	2050196

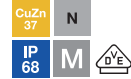


Cable gland with EG design type approval certificate for products and protection systems for use in accordance with the regulations in potentially explosive areas.
 Directive 94/9/EC EC design type approval certificate number: PTB 99 ATEX 3112X and... 3113X.
 Robust cap-nut cable gland with large sealing area, as well as strain relief and torsion protection for high sealing demands.
 Sealing ring of chloroprene/nitrile rubber, tapered sealing lips, so no connection thread sealing ring is needed. Tested to VDE standards
 Protection IP 68 at 5 bar.

Type	Sealing range		Dim.		Dim.			
	D	SW	E	min.	max.	L1	L2	L3
	mm	mm	mm	mm	mm	mm	mm	mm
VTEC EXL PG9 SW	5-8	19	21	21	27	15	5	15.5
VTEC EXL PG11 SW	4.5-10	22	25	22	29	15	5	17
VTEC EXL PG13 SW	6.5-12	24	27	23	30	15	5	18
VTEC EXL PG16 SW	7-14	27	30	25	33	15	6	19
VTEC EXL PG21 SW	12-18	33	37.5	28	38	15	6	22



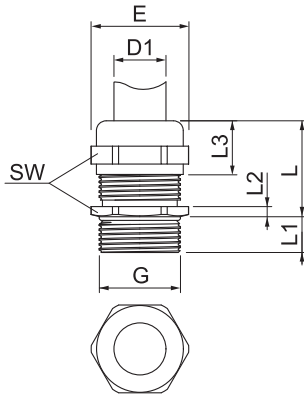
Cap nut cable gland, metric thread, silver grey, long, nickel-plated



Type	Material	Pack Piece	Weight kg/100 pc.	Item no.
V-TEC VM LM12 MS	Brass	50	1.300	2086111
V-TEC VM LM16 MS	Brass	50	2.059	2086117
V-TEC VM LM20 MS	Brass	25	3.360	2086123
V-TEC VM LM25 MS	Brass	25	4.800	2086129
V-TEC VM LM32 MS	Brass	10	9.150	2086135
V-TEC VM LM40 MS	Brass	5	13.400	2086141
V-TEC VM LM50 MS	Brass	5	24.000	2086147
V-TEC VM LM63 MS	Brass	5	32.100	2086153
V-TEC VM LM75MS1	Brass	3	112.300	2086156
V-TEC VM LM75MS2	Brass	3	98.200	2086159

With metric connecting thread to IEC 423, robust cap-nut cable gland with large sealing area. Strain relief, wringing protection and tightness over the whole clamping area. For thicker housing wall thicknesses in conjunction with locknuts. Neoprene sealing ring. Polyamide terminal insert. With pre-mounted sealing ring on connection thread, VDE-tested to DIN EN 50262, protection rating IP 68 at 5 bar for 1 hr. With long connection thread.
 * Prices according to DEL notation.

Dimensions



Type	Sealing range		Dim.				
	D	SW	Dim. E	Dim. L max.	Dim. L1	Dim. L2	Dim. L3
	mm	mm	mm	mm	mm	mm	mm
V-TEC VM LM12 MS	3-6	14	15,5	20	10	3	11,5
V-TEC VM LM16 MS	5-9	17	19	24	10	3	15
V-TEC VM LM20 MS	9-13	22	24	27	10	3,5	16,5
V-TEC VM LM25 MS	11-16	27	30	29,5	11	4	17
V-TEC VM LM32 MS	14-21	34	36	30	13	4,5	18,5
V-TEC VM LM40 MS	19-27	43	46	33	13	4,5	21
V-TEC VM LM50 MS	24-35	55	60	38,5	14	4,5	25
V-TEC VM LM63 MS	32-42	65	65	44,5	14	5	31
V-TEC VM LM75MS1	48-55	90	97	42	18	7	25
V-TEC VM LM75MS2	53-60	90	97	42	18	7	25





Cap nut cable gland, metric thread, silver grey, nickel-plated

Type	Material	Pack Piece	Weight kg/100 pc.	Item no.
V-TEC VM12 MS	Brass	50	1.305	2086018
V-TEC VM16 MS	Brass	50	1.640	2086024
V-TEC VM20 MS	Brass	25	3.140	2086030
V-TEC VM25 MS	Brass	25	4.260	2086036
V-TEC VM32 MS	Brass	20	8.457	2086042
V-TEC VM40 MS	Brass	5	12.240	2086048
V-TEC VM50 MS	Brass	5	22.700	2086054
V-TEC VM63 MS	Brass	5	30.300	2086060

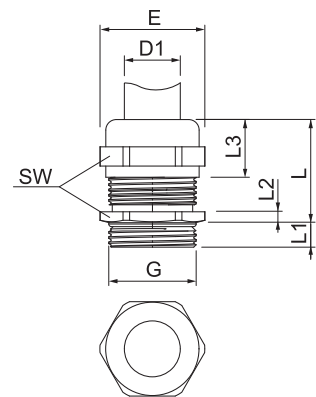


With metric connecting thread to IEC 423, robust cap-nut cable gland with large sealing area. Strain relief, wringing protection and tightness over the whole clamping area. Neoprene sealing ring. Polyamide terminal insert. With pre-mounted O sealing ring on connection thread, VDE-tested to DIN EN 50262, protection rating IP68 at 5 bar for 1 hr, max. permitted ambient temperature -20 - 100°C.

* Prices according to DEL notation.

Type	Sealing range		Dim.				
	D mm	SW mm	Dim. E mm	Dim. L max. mm	Dim. L1 mm	Dim. L2 mm	Dim. L3 mm
V-TEC VM12 MS	3-6	14	15.5	20	5	3	11.5
V-TEC VM16 MS	5-9	17	19	24	5	3	15
V-TEC VM20 MS	9-13	22	24	27	6	3.5	16.5
V-TEC VM25 MS	11-16	27	30	29.5	7	4	17
V-TEC VM32 MS	14-21	34	36	30	8	4.5	18.5
V-TEC VM40 MS	19-27	43	46	33	8	4.5	21
V-TEC VM50 MS	24-35	55	60	38.5	9	4.5	25
V-TEC VM63 MS	32-42	65	70	44.5	10	5	31

Dimensions



Cap nut cable gland, EMC, metric thread, nickel-plated

CuZn
37 N

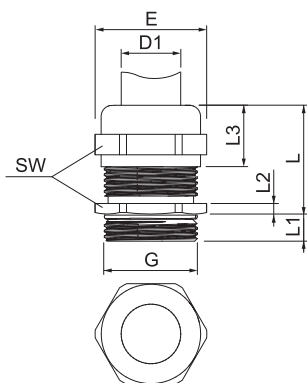


Type	Material	Pack Piece	Weight kg/100 pc.	Item no.
V-TEC VM12 EMV	Brass	50	1.362	2086203
V-TEC VM16 EMV	Brass	50	1.837	2086207
V-TEC VM20 EMV	Brass	25	3.473	2086211
V-TEC VM25 EMV	Brass	25	5.280	2086215
V-TEC VM32 EMV	Brass	20	7.662	2086219
V-TEC VM40 EMV	Brass	5	12.880	2086223
V-TEC VM50 EMV	Brass	5	26.165	2086227
V-TEC VM63 EMV	Brass	5	33.990	2086231

With metric connecting thread to IEC 423, robust EMV cap-nut cable gland with large sealing area. Strain relief, wringing protection and tightness over the whole clamping area. Neoprene sealing ring. Polyamide terminal insert. With pre-mounted O sealing ring on connection thread, VDE-tested to DIN EN 50262, protection rating IP 68 at 5 bar for 1 hr.

* Prices according to DEL notation.

Dimensions



Type	Sealing range		Dim.				
	D	SW	E	Dim. L max.	Dim. L1	Dim. L2	Dim. L3
	mm	mm	mm	mm	mm	mm	mm
V-TEC VM12 EMV	3-6	14	15.5	25	5	3	11.5
V-TEC VM16 EMV	5-9	17	19	30	5	3	15
V-TEC VM20 EMV	9-13	22	24	33.5	6	3.5	16.5
V-TEC VM25 EMV	11-16	27	30	36.5	7	3.5	16.5
V-TEC VM32 EMV	14-21	34	36	38	8	4.5	18.5
V-TEC VM40 EMV	19-27	43	46	49.5	8	4.5	21
V-TEC VM50 EMV	24-35	55	60	49.5	9	4.5	25
V-TEC VM63 EMV	32-42	65	70	52.5	10	6.5	26



Cap nut cable gland, EMC spring contact, metric thread, nickel-plated

Type	Material	Pack Piece	Weight kg/100 pc.	Item no.
V-TEC VM16 EMV-K	Brass	50	2.010	2086165
V-TEC VM20 EMV-K	Brass	25	3.564	2086169
V-TEC VM25 EMV-K	Brass	25	5.693	2086173
V-TEC VM32 EMV-K	Brass	20	9.880	2086177
V-TEC VM40 EMV-K	Brass	5	17.200	2086181
V-TEC VM50 EMV-K	Brass	5	13.735	2086185
V-TEC VM63 EMV-K	Brass	5	16.780	2086189

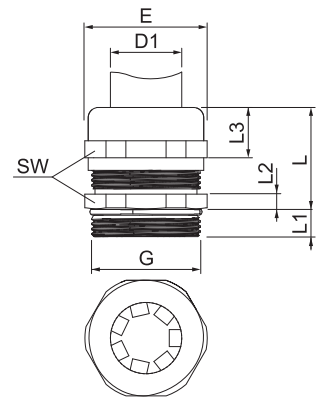


With metric connecting thread to IEC 423, robust EMV cap-nut cable gland with large sealing area. The contact between the gland and braided shield is made using a contact spring. Strain relief, wringing protection and tightness over the whole clamping area. Neoprene sealing ring. Polyamide terminal insert. With pre-mounted O sealing ring on connection thread, VDE-tested to DIN EN 50262, protection rating IP 68 at 5 bar for 1 hr.

* Prices according to DEL notation.

Type	Sealing range		Dim.		
	D mm	SW mm	Dim. E mm	Dim. L max. mm	Dim. L1 mm
V-TEC VM16 EMV-K	5-9	17	19	25	5
V-TEC VM20 EMV-K	9-13	22	24	27.5	6
V-TEC VM25 EMV-K	11-16	27	30	29	7
V-TEC VM32 EMV-K	14-21	34	36	30	8
V-TEC VM40 EMV-K	19-27	43	46	31	8
V-TEC VM50 EMV-K	24-35	55	60	40.5	9
V-TEC VM63 EMV-K	38-48	65	65	42.5	10

Dimensions



Cap nut cable gland, PG thread, nickel-plated

CuZn
37 N
IP
68 Pg



Type	Material	Pack Piece	Weight kg/100 pc.	Item no.
V-TEC PG7 MS	Brass	50	1.044	2085607
V-TEC PG9 MS	Brass	50	1.600	2085615
V-TEC PG11 MS	Brass	50	2.300	2085623
V-TEC PG13 MS	Brass	50	2.800	2085631
V-TEC PG16 MS	Brass	25	3.400	2085658
V-TEC PG21 MS	Brass	25	6.000	2085666
V-TEC PG29 MS	Brass	20	13.000	2085674
V-TEC PG36 MS	Brass	10	21.195	2085682
V-TEC PG42 MS	Brass	5	23.500	2085690
V-TEC PG48 MS	Brass	5	31.500	2085704

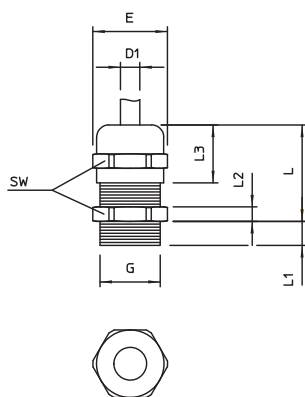
Cable gland of cap-nut design with large sealing area, and strain relief and torsion protection for high sealing demands with Pg connection thread to DIN 40430, polyamide terminal insert, sealing ring of chloroprene/nitrile rubber, with pre-mounted O ring on the connection thread.

Protection rating IP 68 at 5 bar: 1 hr, tested to VDE 0619.

"Normal" connection thread length, according to DIN 46320.

* Prices according to DEL notation.

Dimensions



Type	Sealing range		Dim.				
	D	SW	Dim. E	Dim. L max.	Dim. L1	Dim. L2	Dim. L3
V-TEC PG7 MS	2.5-6.5	14	15.5	20	5	3	12
V-TEC PG9 MS	2.5-8	17	18.9	22	6	3	14
V-TEC PG11 MS	3.5-10	20	22.2	24	6	3	15
V-TEC PG13 MS	5-12	22	24.4	25	6.5	3.5	15
V-TEC PG16 MS	7-14	24	26.7	27	6.5	4	17
V-TEC PG21 MS	9-18	30	33.5	33	7	4.5	20
V-TEC PG29 MS	14-25	40	43.5	39	8	5	23.5
V-TEC PG36 MS	18-32	50	54	49	9	5.5	29
V-TEC PG42 MS	24-38	57	61	52	10	6	31
V-TEC PG48 MS	30-44	64	69	52.5	10	6.5	31



Cap nut cable gland, PG thread, long, nickel-plated

Type	Material	Pack Piece	Weight kg/100 pc.	Item no.
V-TEC L PG9 MS	Brass	50	1.795	2085739
V-TEC L PG11 MS	Brass	50	2.550	2085747
V-TEC L PG13 MS	Brass	50	3.030	2085755
V-TEC L PG16 MS	Brass	25	3.660	2085763
V-TEC L PG21 MS	Brass	25	6.580	2085771
V-TEC L PG29 MS	Brass	10	12.792	2085798
V-TEC L PG48 MS	Brass	5	37.900	2085836



Cable gland of cap-nut design with large sealing area, and strain relief and torsion protection for high sealing demands with long Pg connection thread to DIN 40430, for thicker housing wall thicknesses in connection with locknut.

Polyamide terminal insert.

Sealing ring of chloroprene/nitrile rubber.

O ring pre-mounted on connection thread.

Protection rating IP 68 at 5 bar: 1 hr.

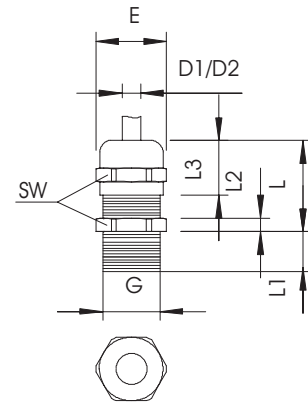
Tested to VDE 0619.

With long connection thread.

* Prices according to DEL notation.

Type	Sealing range		Dim.				
	D	SW	Dim. E	Dim. L max.	Dim. L1	Dim. L2	Dim. L3
	mm	mm	mm	mm	mm	mm	mm
V-TEC L PG9 MS	2.5-8	17	18.9	22	10	3	14
V-TEC L PG11 MS	3.5-10	20	22.2	24	10	3	15
V-TEC L PG13 MS	5-12	22	24.4	25	10	3.5	16
V-TEC L PG16 MS	7-14	24	26.7	27	10	4	17
V-TEC L PG21 MS	9-18	30	33.5	33	12	4.5	20
V-TEC L PG29 MS	14-25	40	43.5	39	12	5	23
V-TEC L PG48 MS	30-44	64	69	52.5	15	6.5	31

Dimensions



Cone cable glands, brass

Cable gland with hexagonal intermediate connector, shape C4, to DIN 46320 with metric connection thread to DIN EN 60423 and ISO 68.



Robust EMC cap-nut cable gland

With metric connecting thread to IEC 423 for meeting high tightness requirements



CuZn 37	N
IP 54	IP 65
M	

Cone cable gland, metric thread, cutting ring, nickel-plated

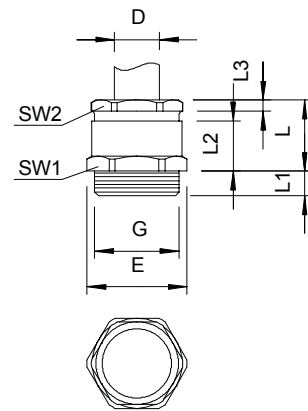
Type	Material	Pack Piece	Weight kg/100 pc.	Item no.
162 MS M12	Brass	50	1.200	2083706
162 MS M16	Brass	50	1.814	2083712
162 MS M20	Brass	25	2.294	2083716
162 MS M25	Brass	25	3.388	2083720
162 MS M32	Brass	10	5.004	2083724
162 MS M40	Brass	10	14.881	2083728
162 MS M50	Brass	5	15.800	2083732
162 MS M63	Brass	5	21.600	2083736



Cable gland with hexagonal intermediate connector, shape C4, to DIN 46320 with metric connection thread to DIN EN 60423 and ISO 68. Pressure rings made of electrogalvanised and transparently passivated steel. NR/SBR sealing ring. Protection rating: with connection thread sealing ring IP 65, without connection thread sealing ring IP 54. With cutting ring.
* Prices according to DEL notation.

Type	Sealing range		SW 1	SW 2	Dim. E	Dim. L	Dim. L1	Dim. L2	Dim. L3
	D	mm							
162 MS M12	5-7	mm	14	13	15.5	15	7	16	2.5
162 MS M16	5-8	mm	18	15	20.2	16	7	16	3
162 MS M20	7.5-13.5	mm	22	20	24.4	18	7	18	3
162 MS M25	10-20.5	mm	32	28	35.5	22	8	22	2.5
162 MS M32	18-29	mm	40	37	43.5	24	8.5	24	3.5
162 MS M40	24-31	mm	50	47	54	29	8.5	29	3.5
162 MS M50	30-42	mm	57	54	61	33	9.5	33	4
162 MS M63	36-47	mm	65	60	69	35	10	10	4

Dimensions



Cone cable gland, PG thread, cutting ring, nickel-plated

CuZn 37	N
IP 54	IP 65 Pg



Type	Material	Pack Piece	Weight kg/100 pc.	Item no.
162 MS PG 9	Brass	50	1.232	2082519
162 MS PG11	Brass	50	1.960	2082500
162 MS PG13.5	Brass	50	2.630	2082527
162 MS PG16	Brass	25	3.190	2082543
162 MS PG21	Brass	25	5.240	2082578
162 MS PG29	Brass	10	9.260	2082594
162 MS PG36	Brass	10	13.156	2082616

Cable gland with hexagonal intermediate connector, shape C4, to DIN 46320 with Pg connection thread to DIN 40430.

Pressure rings made of electrogalvanised and transparently passivated steel.

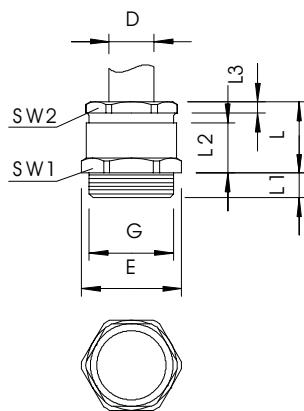
NR/SBR sealing ring.

Protection rating: with connection thread sealing ring IP 65, without connection thread sealing ring IP 54.

With cutting ring.

* Prices according to DEL notation.

Dimensions



Type	Sealing range	Dim. D	Dim. E	Dim. L	Dim. L1	Dim. L2	Dim. L3
	mm	mm	mm	mm	mm	mm	mm
162 MS PG 9	5-9.5	18.9	16	6	10.5	2.5	
162 MS PG11	7.5-11.5	22.2	17	6	11	3	
162 MS PG13.5	7.5-13.5	24.4	18	6.5	12.5	3	
162 MS PG16	7.5-15.5	26.7	19	6.5	13.5	3	
162 MS PG21	10-20.5	33.5	22	7	15	3.5	
162 MS PG29	18-29	43.5	24	8	16.5	4	
162 MS PG36	24-37	54	29	9	19.5	4.5	



CuZn 37	N
IP 54	IP 65
M	

Cone cable gland, metric thread, small cutting ring, nickel-plated

Type	Material	Surface	Pack Piece	Weight kg/100 pc.	Item no.
163 MS M12	Brass	Nickel-plated	50	0.850	2083612
163 MS M16	Brass	Nickel-plated	50	1.160	2083620
163 MS M20	Brass	Nickel-plated	25	2.210	2083639
163 MS M25	Brass	Nickel-plated	25	4.550	2083647
163 MS M32	Brass	Nickel-plated	10	8.210	2083655
163 MS M40	Brass	Nickel-plated	10	14.230	2083663
163 MS M50	Brass	Nickel-plated	5	20.540	2083671
163 MS M63	Brass	Nickel-plated	5	30.000	2083698



Cable gland with hexagonal intermediate connector, shape C4, to DIN 46320 with metric connection thread to DIN EN 60423 and ISO 68. Pressure rings made of electrogalvanised and transparently passivated steel.

NR/SBR sealing ring.

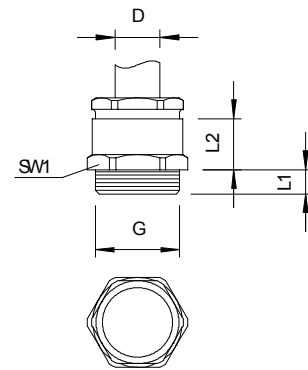
Protection rating: with connection thread sealing ring IP 65, without connection thread sealing ring IP 54.

With simple sealing ring, with small internal diameter.

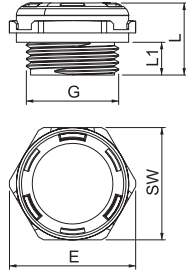
* Prices according to DEL notation.

Type	Sealing range D mm	SW 1 mm	Dim. E mm	Dim. L1 mm	Dim. L2 mm
163 MS M16	6-8	17	18.9	7	10.5
163 MS M20	8-10	22	24.4	7	12.5
163 MS M25	17-19	34	35.5	8	15
163 MS M32	24-26	42	43.5	8.5	16.5
163 MS M40	31-33	52	54	8.5	19.5
163 MS M50	37-39	57	62.1	10.5	23
163 MS M63	43-45	65	69	10.5	23

Dimensions



Pressure compensation element



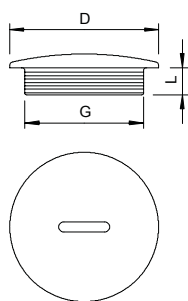
Type
109 M20 LGR

Item no.
2034680





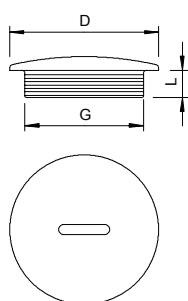
Screw plug, metric thread



Type	Thread	Dim. D mm	Dim. L mm	Colour	Shipping box Piece	Pack Piece	Weight kg/100 pc.	Item no.
108 M12 PS	M12x1,5	15	6	Light grey	3000	100	0.047	2033003
108 M16 PS	M16x1,5	20	6	Light grey	1800	100	0.085	2033007
108 M20 PS	M20x1,5	24	6	Light grey	1200	100	0.128	2033011
108 M25 PS	M25x1,5	30	8	Light grey	1000	100	0.210	2033016
108 M32 PS	M32x1,5	37	8	Light grey	500	50	0.339	2033021
108 M40 PS	M40x1,5	46	8	Light grey	300	25	0.564	2033026
108 M50 PS	M50x1,5	56	10	Light grey	300	25	0.939	2033032
108 M63 PS	M63x1,5	70	12	Light grey	300	25	1.492	2033038

Screw plug in accordance with DIN 46320, with metric thread to IEC 423.

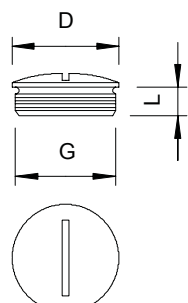
Screw plug, PG thread



Type	Thread	Dim. D mm	Dim. L mm	Colour	Shipping box Piece	Pack Piece	Weight kg/100 pc.	Item no.
108 PG 7	Pg 7	14	6	Light grey	2400	100	0.056	2033070
108 PG 9	Pg 9	19	6	Light grey	1800	100	0.096	2033097
108 PG11	Pg 11	22	6	Light grey	2000	100	0.128	2033119
108 PG13.5	Pg 13,5	25	6,5	Light grey	1200	100	0.164	2033135
108 PG16	Pg 16	27	6,5	Light grey	1000	100	0.184	2033151
108 PG21	Pg 21	34	8	Light grey	1200	100	0.345	2033216
108 PG29	Pg 29	44	8	Light grey	600	50	0.646	2033291
108 PG36	Pg 36	58	10	Light grey	200	25	1.057	2033364
108 PG42	Pg 42	67	10	Light grey	300	25	1.479	2033429
108 PG48	Pg 48	73	12	Light grey	300	25	1.832	2033488

Screw plug in accordance with DIN 46320, with PG thread to DIN 40430.

Screw plug, metric thread



Type	Thread	Dim. D mm	Dim. L mm	Material	Shipping box Piece	Pack Piece	Weight kg/100 pc.	Item no.
168 MS M12	M12x1,5	16	5	Brass	3000	100	0.390	2090511
168 MS M16	M16x1,5	20	6	Brass	2000	100	0.640	2090538
168 MS M20	M20x1,5	22	6,5	Brass	1000	100	0.930	2090546
168 MS M25	M25x1,5	28	7	Brass	500	50	1.850	2090554
168 MS M32	M32x1,5	35	8	Brass	200	50	2.810	2090562
168 MS M40	M40x1,5	45	8	Brass	100	50	5.290	2090570
168 MS M50	M50x1,5	55	9	Brass	100	25	6.310	2090589
168 MS M63	M63x1,5	68	10	Brass	50	25	12.570	2090597


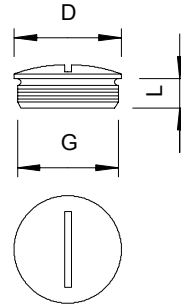
Screw plug N in accordance with DIN 46320, with metric thread to DIN EN 60423 or ISO 68. In conjunction with sealing ring, types 107, 170 or 171, protection rating IP68 (5 bar/1 hr). Sealing ring not contained in the scope of delivery. * Prices according to DEL notation.

CuZn
37 N

Pg

Screw plug, PG thread

Type	Thread	Dim. D mm	Dim. L mm	Material	Shipping box Piece	Pack Piece	Weight kg/100 pc.	Item no.
168 MS PG 7	Pg 7	14	5	Brass	3000	100	0.410	2090074
168 MS PG 9	Pg 9	17	6	Brass	2000	100	0.530	2090090
168 MS PG11	Pg 11	20	6	Brass	1000	100	0.840	2090112
168 MS PG13	Pg 13,5	22	6,5	Brass	1000	100	0.930	2090139
168 MS PG16	Pg 16	24	6,5	Brass	1000	100	1.300	2090163
168 MS PG21	Pg 21	30	7	Brass	500	50	2.420	2090201
168 MS PG29	Pg 29	39	8	Brass	200	50	4.310	2090295
168 MS PG36	Pg 36	50	9	Brass	100	50	7.800	2090368
168 MS PG42	Pg 42	57	10	Brass	100	25	11.710	2090422
168 MS PG48	Pg 48	64	10	Brass	50	25	15.260	2090481



Screw plug N in accordance with DIN 46320, with PG thread to DIN 40430.
In conjunction with sealing ring, types 107, 170 or 171, protection rating IP68 (5 bar/1 hr).
Sealing ring not contained in the scope of delivery.
* Prices according to DEL notation.

Expansion pieces


PA

M

Intermediate expansion connector, metric thread

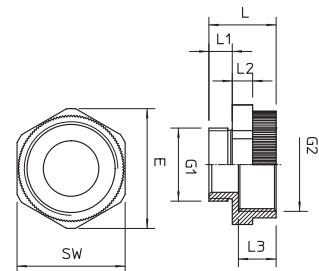
Type	External thread	Internal thread	Colour	Pack Piece	Weight kg/100 pc.	Item no.
107 E M 12-16 PA	M12	M16	Light grey	50	0.300	2031450
107 E M 16-20 PA	M16	M20	Light grey	50	0.380	2031451
107 E M 20-25 PA	M20	M25	Light grey	50	0.630	2031452
107 E M 25-32 PA	M25	M32	Light grey	50	0.970	2031453
107 E M 32-40 PA	M32	M40	Light grey	25	1.300	2031454

Intermediate expansion connector, metric internal and external thread.



Type	Dim. L mm	Dim. L1 mm	Dim. L2 mm	Dim. L3 mm	Dim. SW mm	Dim. E mm
107 E M 12-16 PA	20,5	8	5	10,5	20	22
107 E M 16-20 PA	20,5	8	5	10,5	24	26,5
107 E M 20-25 PA	21	8	6	10,5	30	33
107 E M 25-32 PA	23	8	7	12,5	37	41
107 E M 32-40 PA	25	10	7	12,5	45	49,5

Dimensions



Expansion piece, metric thread

CuZn
37 N
M

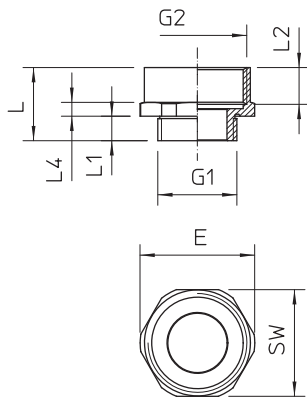


Type	External thread	Internal thread	Pack Piece	Weight kg/100 pc.	Item no.
165 ADA M12-16	M12	M16	50	1.030	2088280
165 ADA M16-20	M16	M20	50	1.430	2088281
165 ADA M20-25	M20	M25	50	2.090	2088282
165 ADA M25-32	M25	M32	50	2.710	2088283
165 ADA M32-40	M32	M40	25	5.180	2088284
165 ADA M40-50	M40	M50	10	10.150	2088285
165 ADA M 50-63	M50	M63	5	13.060	2088286

The areas of application for brass cable glands range from junction boxes as a distribution/-connection box up to large industrial applications for safe floor routing to switchgear cabinets with a control and distribution function. For high mechanical requirements, OBO can offer the entire family of extensions (Part K) to DIN 46320.

* Prices according to DEL notation.

Dimensions



Type	Dim. SW	Dim. E	Dim. L	Dim. L1	Dim. L2	Dim. D
	mm	mm	mm	mm	mm	mm
165 ADA M12-16	18	20	16	5	7	8
165 ADA M16-20	22	24.5	16.7	5	8	12
165 ADA M20-25	27	29	18.5	6.4	9	15
165 ADA M25-32	34	35.8	20.7	7.4	8	20.8
165 ADA M32-40	42	45.5	23.8	8	10	26
165 ADA M40-50	52	58	30.5	8.2	12.5	33.8
165 ADA M 50-63	65	69.9	33	9.2	16	43.4




PA

M



Reduction, metric thread

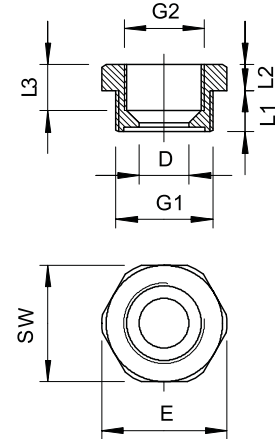
Type	External thread	Internal thread	Colour	SW mm	Pack Piece	Weight kg/100 pc.	Item no.
107 R M20-12 PA	M20	M12	Light grey	24	100	0.500	2030616
107 R M20-16 PA	M20	M16	Light grey	24	100	0.700	2030619
107 R M25-12 PA	M25	M12	Light grey	29	100	0.850	2030624
107 R M25-16 PA	M25	M16	Light grey	29	100	0.850	2030626
107 R M25-20 PA	M25	M20	Light grey	29	100	0.650	2030628
107 R M32-12 PA	M32	M12	Light grey	36	50	1.200	2030632
107 R M32-16 PA	M32	M16	Light grey	36	50	1.100	2030634
107 R M32-20 PA	M32	M20	Light grey	36	50	1.050	2030637
107 R M32-25 PA	M32	M25	Light grey	36	50	0.783	2030640
107 R M40-16 PA	M40	M16	Light grey	46	50	2.000	2030643
107 R M40-20 PA	M40	M20	Light grey	46	50	1.850	2030646
107 R M40-25 PA	M40	M25	Light grey	46	50	1.950	2030649
107 R M40-32 PA	M40	M32	Light grey	46	50	1.400	2030652
107 R M50-20 PA	M50	M20	Light grey	55	25	2.300	2030655
107 R M50-25 PA	M50	M25	Light grey	55	25	2.250	2030659
107 R M50-32 PA	M50	M32	Light grey	55	25	2.200	2030661
107 R M50-40 PA	M50	M40	Light grey	55	25	2.050	2030664
107 R M63-25 PA	M63	M25	Light grey	68	25	3.050	2030667
107 R M63-32 PA	M63	M32	Light grey	68	25	3.070	2030670
107 R M63-40 PA	M63	M40	Light grey	68	25	3.100	2030673
107 R M63-50 PA	M63	M50	Light grey	68	25	3.000	2030675




Reduction, with metric internal and external thread.

Type	SW mm	Dim.				
		E mm	L mm	L1 mm	L2 mm	L3 mm
107 R M20-12 PA	24	26.5	12	8	4	12
107 R M20-16 PA	24	26.5	12	8	4	12
107 R M25-12 PA	29	32	14	8	6	14
107 R M25-16 PA	29	32	14	8	6	14
107 R M25-20 PA	29	32	14	8	6	14
107 R M32-12 PA	36	40	16	10	6	16
107 R M32-16 PA	36	40	16	10	6	16
107 R M32-20 PA	36	40	16	10	6	16
107 R M32-25 PA	36	40	16	10	6	16
107 R M40-16 PA	46	50.5	16	10	6	16
107 R M40-20 PA	46	50.5	16	10	6	16
107 R M40-25 PA	46	50.5	16	10	6	16
107 R M40-32 PA	46	50.5	16	10	6	16
107 R M50-20 PA	55	60	18	12	6	18
107 R M50-25 PA	55	60	18	12	6	18
107 R M50-32 PA	55	60	18	12	6	18
107 R M50-40 PA	55	60	18	12	6	18
107 R M63-25 PA	68	75	18	12	6	18
107 R M63-32 PA	68	75	18	12	6	18
107 R M63-40 PA	68	75	18	12	6	18
107 R M63-50 PA	68	75	18	12	6	18

Dimensions



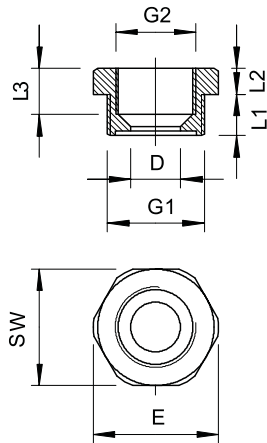
Reduction, PG thread



Type	External thread	Internal thread	Colour	Pack Piece	Weight kg/100 pc.	Item no.
107 R PG11- 7 PA	Pg 11	Pg 7	Light grey	50	0.400	2030705
107 R PG13- 9 PA	Pg 13,5	Pg 9	Light grey	50	0.450	2030713
107 R PG16- 9 PA	Pg 16	Pg 9	Light grey	50	0.600	2030748
107 R PG16-11 PA	Pg 16	Pg 11	Light grey	50	0.480	2030756
107 R PG21-11 PA	Pg 21	Pg 11	Light grey	50	0.910	2030764
107 R PG21-13 PA	Pg 21	Pg 13,5	Light grey	50	0.800	2030772
107 R PG21-16 PA	Pg 21	Pg 16	Light grey	50	0.650	2030780
107 R PG29-16 PA	Pg 29	Pg 16	Light grey	50	1.460	2030799
107 R PG29-21 PA	Pg 29	Pg 21	Light grey	25	1.500	2030802
107 R PG36-21 PA	Pg 36	Pg 21	Light grey	25	2.350	2030829
107 R PG36-29 PA	Pg 36	Pg 29	Light grey	25	2.200	2030810
107 R PG42-29 PA	Pg 42	Pg 29	Light grey	25	2.350	2030837

Reduction, Pg internal and external thread to DIN 40430.

Dimensions




Type	SW mm	Dim. D mm	Dim. E mm	Dim. L1 mm	Dim. L2 mm	Dim. L3 mm
107 R PG11- 7 PA	22	7,5	24	8	6	9,5
107 R PG13- 9 PA	24	9,5	26	8,5	6	9,5
107 R PG16- 9 PA	27	9,5	29	9,5	6	11,5
107 R PG16-11 PA	27	11,5	29	9,5	6	11
107 R PG21-11 PA	32	11,5	35,5	10,5	5	11
107 R PG21-13 PA	32	13,5	35,5	10,5	5	11
107 R PG21-16 PA	32	16,5	35,5	10,5	5	11
107 R PG29-16 PA	40	16,5	40	12	6	12,5
107 R PG29-21 PA	39	21,5	40	12,5	6	13,5
107 R PG36-21 PA	50	21	54	13	6	13,5
107 R PG36-29 PA	50	28,5	54	18	6	18
107 R PG42-29 PA	55	27,5	59	16	6	17



CuZn
37 N
M

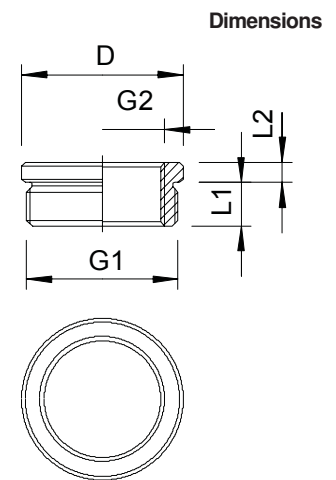
Reduction, metric thread

Type	External thread	Internal thread	Dim. D mm	Thread length mm	Dim. L2 mm	Pack Piece	Weight kg/100 pc.	Item no.
167 R MS M16-12	M16	M12	20	6	2.5	50	0.880	2089505
167 R MS M20-12	M20	M12	24	6.5	3.5	50	1.340	2089513
167 R MS M20-16	M20	M16	24	6.5	3.5	50	1.134	2089521
167 R MS M25-16	M25	M16	30	7	3	50	3.220	2089548
167 R MS M25-20	M25	M20	30	7	3	50	2.102	2089556
167 R MS M32-20	M32	M20	39	8	3.5	50	6.120	2089564
167 R MS M32-25	M32	M25	39	8	3.5	50	4.500	2089572
167 R MS M40-25	M40	M25	50	6	3.5	25	9.960	2089580
167 R MS M40-32	M40	M32	50	9	3.5	25	6.840	2089599
167 R MS M50-32	M50	M32	57	10	4	25	16.300	2089602
167 R MS M50-40	M50	M40	57	10	4	25	10.250	2089610
167 R MS M63-40	M63	M40	64	10	4	10	30.080	2089629
167 R MS M63-50	M63	M50	64	10	4	10	10.090	2089637




Reduction (Part H) in accordance with DIN 46320, with metric thread to DIN EN 60423 or ISO 68.
* Prices according to DEL notation.

Type	Dim. L1 mm	Dim. L2 mm	Dim. D mm
167 R MS M16-12	6	2.5	20
167 R MS M20-12	6.5	3.5	24
167 R MS M20-16	6.5	3.5	24
167 R MS M25-16	7	3	30
167 R MS M25-20	7	3	30
167 R MS M32-20	8	3.5	39
167 R MS M32-25	8	3.5	39
167 R MS M40-25	9	3.5	50
167 R MS M40-32	9	3.5	50
167 R MS M50-32	10	4	57
167 R MS M50-40	10	4	57
167 R MS M63-40	10	4	64
167 R MS M63-50	10	4	64



Reduction, PG thread

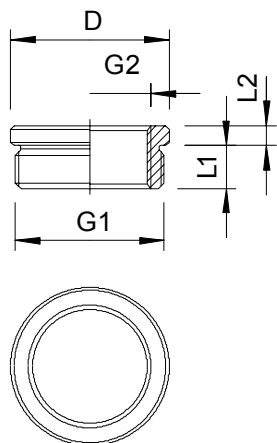


Type	Thread length mm	Pack Piece	Weight kg/100 pc.	Item no.
167 R MS PG9-7	6	50	0.430	2089025
167 R MS PG11-7	6	50	1.030	2089041
167 R MS PG11-9	6	50	0.650	2089076
167 R MS PG13-7	6.5	50	1.520	2089092
167 R MS PG13-9	6.5	50	1.120	2089114
167 R MS PG13-11	6.5	50	0.470	2089130
167 R MS PG16-9	6.5	50	1.730	2089157
167 R MS PG16-11	6.5	50	1.050	2089173
167 R MS PG16-13	6.5	50	0.656	2089203
167 R MS PG21-11	7	50	2.960	2089238
167 R MS PG21-13	7	50	2.520	2089254
167 R MS PG21-16	7	50	1.964	2089270
167 R MS PG29-16	8	50	6.560	2089297
167 R MS PG29-21	8	50	4.273	2089319
167 R MS PG36-21	9	25	11.660	2089335
167 R MS PG36-29	9	25	6.980	2089351
167 R MS PG42-36	10	25	6.750	2089408
167 R MS PG48-36	10	25	12.840	2089424
167 R MS PG48-42	10	25	6.230	2089440

Reduction (Part H) to DIN 46320, with Pg thread to DIN 40430, as a transition from a PG thread hole to a smaller cable gland.

* Prices according to DEL notation.

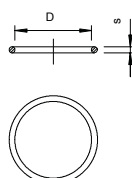
Dimensions



Type	External thread	Internal thread	Dim. L1 mm	Dim. L2 mm	Dim. D mm
167 R MS PG9-7	Pg 9	Pg 7	6	2.5	17
167 R MS PG11-7	Pg 11	Pg 7	6	2.5	20
167 R MS PG11-9	Pg 11	Pg 9	6	2.5	20
167 R MS PG13-7	Pg 13.5	Pg 7	6.5	2.5	22
167 R MS PG13-9	Pg 13.5	Pg 9	6.5	2.5	22
167 R MS PG13-11	Pg 13.5	Pg 11	6.5	2.5	22
167 R MS PG16-9	Pg 16	Pg 9	6.5	3	24
167 R MS PG16-11	Pg 16	Pg 11	6.5	3	24
167 R MS PG16-13	Pg 16	Pg 13.5	6.5	3	24
167 R MS PG21-11	Pg 21	Pg 11	7	3	30
167 R MS PG21-13	Pg 21	Pg 13.5	7	3	30
167 R MS PG21-16	Pg 21	Pg 16	7	3	30
167 R MS PG29-16	Pg 29	Pg 16	8	3.5	39
167 R MS PG29-21	Pg 29	Pg 21	8	3.5	39
167 R MS PG36-21	Pg 36	Pg 21	9	3.5	50
167 R MS PG36-29	Pg 36	Pg 29	9	3.5	50
167 R MS PG42-36	Pg 42	Pg 36	10	4	57
167 R MS PG48-36	Pg 48	Pg 36	10	4	64
167 R MS PG48-42	Pg 48	Pg 42	10	4	64

Sealing rings

O sealing ring for metric connection thread



Type	Size mm	Dim. D mm	Dim. S mm	Pack Piece	Weight kg/100 pc.	Item no.
171 M12	M12	10	1.5	100	0.007	2088703
171 M16	M16	13	1.5	100	0.008	2088711
171 M20	M20	18	1.5	100	0.011	2088738
171 M25	M25	22	1.5	100	0.012	2088746
171 M32	M32	29	2	100	0.035	2088754
171 M40	M40	36	2	50	0.045	2088762
171 M50	M50	46	2	50	0.052	2088770
171 M63	M63	59	2	25	0.056	2088789

O sealing rings, suitable as connection thread sealing rings for all plastic and brass cable glands with metric connection thread to DIN EN 60423 or ISO 68. The rings can be captively pre-mounted.

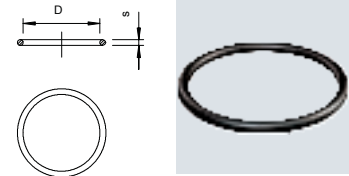


NBR

Pg

O sealing ring for PG connection thread

Type	Size mm	Dim.		Pack Piece	Weight kg/100 pc.	Item no.
		D	S			
171 PG 9	Pg 9	13	1.5	100	0.008	2088819
171 PG11	Pg 11	16	1.5	100	0.010	2088827
171 PG13.5	Pg 13,5	18	1.5	100	0.011	2088835
171 PG16	Pg 16	20	1.5	100	0.012	2088843
171 PG21	Pg 21	25	2	100	0.027	2088851
171 PG29	Pg 29	33	2	100	0.035	2088878
171 PG36	Pg 36	43	2	50	0.045	2088886
171 PG42	Pg 42	50	2	50	0.052	2088894



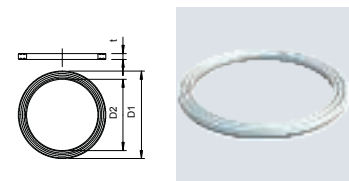
O sealing rings, suitable as connection thread sealing rings for all plastic and brass cable glands with Pg connection thread to DIN EN 60423 or ISO 68. The rings can be captively pre-mounted.

PE



Connection thread sealing ring, metric

Type	Size mm	Dim.			Pack Piece	Weight kg/100 pc.	Item no.
		D1	D2	t			
107 F M12 PE	M12	16.3	12	1	100	0.017	2030004
107 F M16 PE	M16	20.9	16	1.1	100	0.015	2030008
107 F M20 PE	M20	25.1	20	1.1	100	0.030	2030012
107 F M25 PE	M25	31.3	25	1.4	100	0.038	2030016
107 F M32 PE	M32	37.6	32	1.7	100	0.105	2030020
107 F M40 PE	M40	49.1	40	1.7	100	0.200	2030024
107 F M50 PE	M50	60.1	50	2	100	0.250	2030028
107 F M63 PE	M63	73.8	63	2	100	0.290	2030032



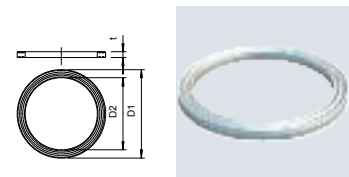
Connection thread sealing ring, suitable for all plastic cable glands with metric connection thread to DIN EN 60423 or ISO 68. The internal diameters of the sealing rings are designed in such a way that they can be pre-mounted in a captive manner.

PE



Connection thread sealing ring, PG

Type	Size mm	Dim.			Pack Piece	Weight kg/100 pc.	Item no.
		D1	D2	t			
107 F PG7 PE	Pg 7	16.5	12.1	1.6	100	0.010	2030071
107 F PG9 PE	Pg 9	19	14.7	1.6	100	0.013	2030098
107 F PG11 PE	Pg 11	23	18	1.8	100	0.022	2030101
107 F PG13.5 PE	Pg 13,5	25	19.8	1.8	100	0.030	2030136
107 F PG16 PE	Pg 16	27	21.8	1.8	100	0.038	2030160
107 F PG21 PE	Pg 21	34	27.5	2.2	100	0.049	2030217
107 F PG29 PE	Pg 29	44	36.2	2.2	100	0.105	2030292
107 F PG36 PE	Pg 36	55.5	46.2	2.7	100	0.200	2030365
107 F PG48 PE	Pg 48	69.5	58.5	3.2	100	0.225	2030489

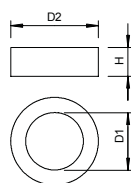


Connection thread sealing ring, in accordance with Part 9 to DIN 46320, however, dimensions may, according to material or function, deviate, suitable for all plastic cable glands with PG connection thread to DIN EN 40430, the internal diameter of the sealing rings are designed so that they can be captively pre-mounted.



Reducing sealing insert, metric

NBR
SBR
M

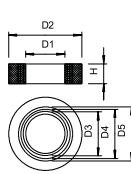


Type	Size mm	Sealing range			Pack Piece	Weight kg/100 pc.	Item no.	
		Dim. D mm	Dim. D1 mm	Dim. D2 mm				Dim. H mm
107CR VM 12	M12	2-5	5	8.9	7.2	50	0.050	2029560
107CR VM 16	M16	2.5-7	7	12.7	8.1	50	0.115	2029563
107CR VM 20	M20	4-9	9	16	9.3	50	0.205	2029566
107CR VM 25	M25	6-13	13	20.7	10.5	50	0.340	2029569
107CR VM 32	M32	11-16	16	25.7	12.3	25	0.625	2029572
107CR VM 40	M40	12-23	23	33.7	15	25	1.140	2029575
107CR VM 50	M50	18-29	29	41.7	18.5	25	2.080	2029578
107CR VM 63	M63	29-40	40	54.8	20.2	25	3.560	2029581

Reduces the sealing area D of the cable gland V-TEC VM and V-TEC VM L.

Cutting rings

NBR
SBR
Pg

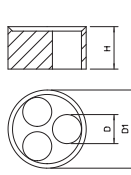


Type	Size mm	Dim. D1 mm	Dim. D2 mm	Dim. D3 mm	Dim. D4 mm	Dim. D5 mm	Dim. H mm	Pack Piece	Weight kg/100 pc.	Item no.
107 B PG11	Pg11	7.5	16.5	10	12.5	0	6	100	0.132	2029111
107 B PG13.5	Pg13.5	7.5	18.3	10	12.5	0	6	100	0.172	2029138
107 B PG16	Pg16	7.5	20.4	10	12.5	15	7	100	0.265	2029162
107 B PG21	Pg21	10	25.9	13	16	19	8	100	0.490	2029219
107 B PG29	Pg29	18	34.7	21	24	27	9.5	100	0.803	2029294
107 B PG36	Pg36	24	44.7	27	30	33	12	50	1.733	2029367
107 B PG42	Pg42	30	51.7	33	36	39	14	50	2.345	2029421
107 B PG48	Pg48	36	56.9	39	42	45	14	50	2.615	2029480

Rubber cutting ring (cuttable sealing ring) to DIN 46320 for cone cable gland.

Multiple sealing inserts

NBR
SBR
M



Type	Size mm	Dim. D mm	Dim. H mm	Dim. D1 mm	Number of drill holes	Pack Piece	Weight kg/100 pc.	Item no.
107 C VM 20 4x5	M20	5	8.1	15.1	4	50	0.080	2029675
107 C VM 20 2x6	M20	6	8.1	15.1	2	50	0.100	2029677
107 C VM 25 5x4	M25	4	10	19.8	5	50	0.180	2029679
107 C VM 25 3x6	M25	6	10	19.8	3	50	0.210	2029682
107 C VM 25 2x6	M25	6	10	19.8	2	50	0.260	2029685
107 C VM 25 3x7	M25	7	10	19.8	3	50	0.180	2029688
107 C VM 25 2x8	M25	8	10	19.8	2	50	0.200	2029690
107 C VM 32 2x8	M32	8	13.4	25.1	2	25	0.530	2029693
107 C VM 32 4x8	M32	8	13.4	25.1	4	25	0.400	2029696

Use to insert multiple thin cables in the V-TEC VM cable glands, is replaced with the simple sealing ring of the cable gland.



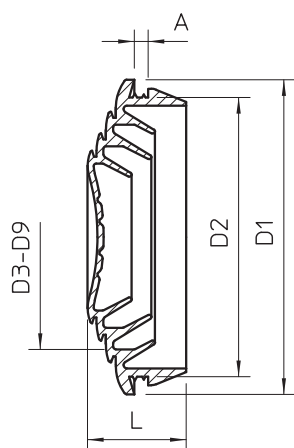
EDK plug-in seal



Type	Size	For Ø	Colour	Pack Piece	Weight kg/100 pc.	Item no.
EDK 25 LGR	M25	0-22	Light grey	100	0.214	2011638
EDK 32 LGR	M32	0-27	Light grey	50	0.328	2011646
EDK 40 LGR	M40	0-34	Light grey	25	0.534	2011654
EDK 25 RW	M25	0-22	Pure white	100	0.214	2011689
EDK 32 RW	M32	0-27	Pure white	50	0.328	2011697
EDK 40 RW	M40	0-34	Pure white	25	0.534	2011700

The plug-in seal can be cut back to suit the relevant cable diameter.

Dimensions



Type	Dim. L	Dim. A	Dim. D1	Dim. D2	Dim. D3	Dim. D4	Dim. D5	Dimension D6	Dimension D7	Dimension D8	Dimension D9
EDK 25 LGR	10.1	2.2	29.5	25.4	5	10	15	18	22	—	—
EDK 32 LGR	11.4	2.2	36.4	32.3	5	10	15	18	22	27	—
EDK 40 LGR	13.4	2.2	44.1	40.2	5	10	15	18	22	27	34
EDK 25 RW	10.1	2.2	29.5	25.4	5	10	15	18	22	—	—
EDK 32 RW	11.4	2.2	36.4	32.3	5	10	15	18	22	27	—
EDK 40 RW	13.4	2.2	44.1	40.2	5	10	15	18	22	27	34

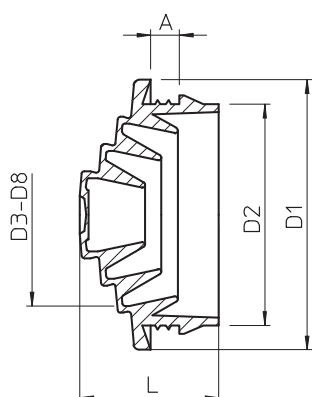
EDS plug-in seal



Type	Size	For Ø	Colour	Pack Piece	Weight kg/100 pc.	Item no.
EDS M20 LGR	M20	0-17	Light grey	100	0.125	2012350
EDS M25 LGR	M25	0-22	Light grey	100	0.185	2012354
EDS M32 LGR	M32	0-28	Light grey	50	0.295	2012358

The push-in nipple can be cut back to suit the relevant cable diameter.

Dimensions



Type	Dim. L	Dim. A	Dim. D1	Dim. D2	Dim. D3	Dim. D4	Dim. D5	Dimension D6	Dimension D7	Dimension D8
EDS M20 LGR	12.8	3.1	24.8	20.3	6	10	15	17	—	—
EDS M25 LGR	14.5	3.1	29.5	25.3	6	10	15	20	22	—
EDS M32 LGR	17.8	3.1	36.3	32.3	6	10	15	20	25	28

Plug-in seal EDVS

PE



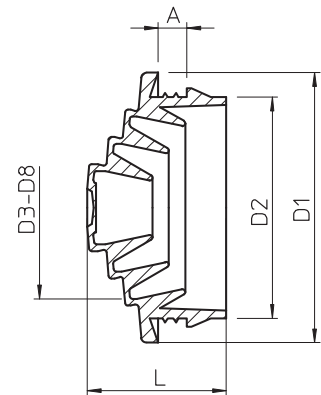
Type	Size	For Ø	Colour	Pack Piece	Weight kg/100 pc.	Item no.
EDVS M20 LGR	M20	0-17	Light grey	100	0.117	2012375
EDVS M25 LGR	M25	0-22	Light grey	100	0.179	2012383
EDVS M32 LGR	M32	0-28	Light grey	50	0.295	2012391

The push-in nipple can be cut back to suit the relevant cable diameter.



Type	Dim. L	Dim. A	Dim. D1	Dim. D2	Dim. D3	Dim. D4	Dim. D5	Dimension D6	Dimension D7	Dimension D8
EDVS M20 LGR	12.8	3.4	24.8	20.3	6	10	15	17	—	—
EDVS M25 LGR	14.5	4.3	29.5	25.3	6	10	15	20	22	—
EDVS M32 LGR	17.8	4.4	36.3	32.3	6	10	15	20	25	28

Dimensions



TPE

Plug-in seal for FireBox T series

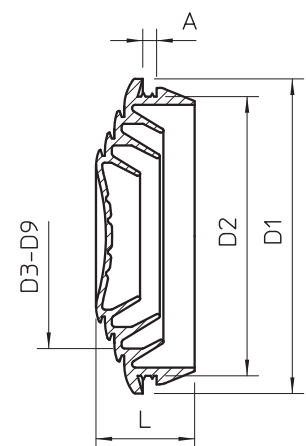
Type	Size	For Ø	Pack Piece	Weight kg/100 pc.	Item no.
EDK 25 OR	M25	0-22	10	0.214	7205675
EDK 32 OR	M32	0-27	10	0.328	7205677
EDK 40 OR	M40	0-34	10	0.534	7205679

The soft plug-in seal can be cut back step by step to suit the relevant cable diameter.
Colour: Pastel orange.



Type	Dim. L	Dim. A	Dim. D1	Dim. D2	Sealing range D
EDK 25 OR	10.1	2.2	29.5	25.4	0-22
EDK 32 OR	11.4	2.2	36.4	32.3	0-27
EDK 40 OR	13.4	2.2	44.1	40.2	0-34

Dimensions



Plug-in seals

Plug-in seal for pipes, T-series junction box, light grey

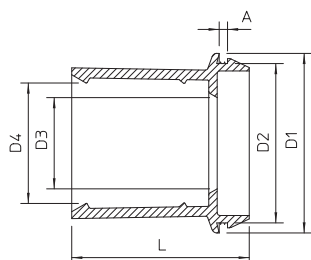
TPE
IP 55 M25 M32 M40



Type	Size	Colour	Pack Piece	Weight kg/100 pc.	Item no.
EDR 25 16-20 LGR	M25	Light grey	50	0.520	2011506
EDR 25 20-25 LGR	M25	Light grey	50	0.680	2011514
EDR 32 25-32 LGR	M32	Light grey	50	1.170	2011530
EDR 40 32-40 LGR	M40	Light grey	25	2.200	2011546

Plug-in seal for junction boxes for direct insertion of metric pipes

Dimensions

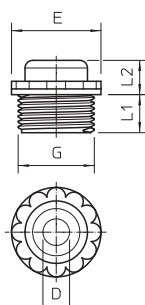


Type	Dim. L mm	Dim. A mm	Dim. D1 mm	Dim. D2 mm	Dim. D3 mm	Dim. D4 mm
EDR 25 16-20 LGR	30	2.2	29.5	25.3	15	18.4
EDR 25 20-25 LGR	30	2.2	29.5	25.3	18.5	24.2
EDR 32 25-32 LGR	36	2.2	37	32.3	24	31.2
EDR 40 32-40 LGR	49	2.2	46	42.3	31	39.2

Nipple

Screw-in nipple, metric thread, with perforation membrane

PE
IP 54 M

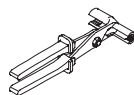


Type	Thread	Colour	SW mm	Pack Piece	Weight kg/100 pc.	Item no.
90 M12 GE	M12 x 1,5	Light grey	13	100	0.170	2032378
90 M16 GE	M16 x 1,5	Light grey	16	100	0.192	2032380
90 M20 GE	M20 x 1,5	Light grey	21	100	0.268	2032382
90 M25 GE	M25 x 1,5	Light grey	30	50	0.513	2032384
90 M32 GE	M32 x 1,5	Light grey	34	25	0.694	2032386
90 M40 GE	M40 x 1,5	Light grey	44	10	0.875	2032388

With perforation membranes, the opening D is pre-marked, but closed.
Grip seal to screw into metric thread to IEC 423.
With self-sealing cone at the end of the thread, therefore no connection thread sealing ring required.
Protection rating achievable with careful mounting: IP54.



Special tongs for cable glands

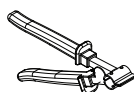


Type	Pack Piece	Weight kg/100 pc.	Item no.
186	1	47.000	3010104

Universal tool for easy tightening of all glands up to size PG 21 or M25 x 1.5, also usable with glands very close to one another.
 Small opening PG 7–PG 11.
 Large opening PG 13.5–PG 21.

Spreading pliers for sealing insert, splittable cable gland

M25



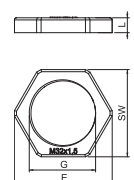
Type	Pack Piece	Weight kg/100 pc.	Item no.
V-TEC TBZ	1	26.000	2024900

The ideal aiding tool is the pair of spreading pliers which can be used to open the sealing insert. With this tool, inserting the individual cables is quick and easy.
 Place the cable in the spreading pliers, insert the spreading pliers into the sealing separation and then open them. Now the cable can easily be placed into the seal.

Locknuts

Locknut, metric thread

PA
M

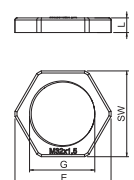


Type	Thread	Colour	SW mm	Dim. E mm	Dim. L mm	Pack Piece	Weight kg/100 pc.	Item no.
116 M12 LGR PA	M12x1,5	Light grey	17	19	5	100	0.100	2048906
116 M16 LGR PA	M16x1,5	Light grey	22	25	5	100	0.160	2048914
116 M20 LGR PA	M20x1,5	Light grey	26	29	6	100	0.173	2048922
116 M25 LGR PA	M25x1,5	Light grey	32	36	6.5	100	0.297	2048930
116 M32 LGR PA	M32x1,5	Light grey	41	46	7	50	0.610	2048949
116 M40 LGR PA	M40x1,5	Light grey	50	56	7	25	1.683	2048957
116 M50 LGR PA	M50x1,5	Light grey	60	68	8	25	0.890	2048965
116 M63 LGR PA	M63x1,5	Light grey	75	83	8	25	1.467	2048973

Locknut DIN 46319, with metric thread IEC 423.

Locknut, metric thread

PA
M



Type	Thread	Colour	SW mm	Dim. E mm	Dim. L mm	Pack Piece	Weight kg/100 pc.	Item no.
116 M12 SW PA	M12x1,5	Black	17	19	5	100	0.079	2049066
116 M16 SW PA	M16x1,5	Black	22	25	5	100	0.118	2049074
116 M20 SW PA	M20x1,5	Black	26	29	6	100	0.170	2049082
116 M25 SW PA	M25x1,5	Black	32	36	6.5	100	0.266	2049090
116 M32 SW PA	M32x1,5	Black	41	46	7	50	0.610	2049104
116 M40 SW PA	M40x1,5	Black	50	56	7	25	0.602	2049112
116 M50 SW PA	M50x1,5	Black	60	68	8	25	0.896	2049120
116 M63 SW PA	M63x1,5	Black	75	83	8	25	1.259	2049139

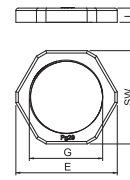
Locknut DIN 46319, with metric thread IEC 423.

PA



Locknut, PG thread

Type	Thread	Colour	Dim.		Pack Piece	Weight kg/100 pc.	Item no.	
			SW mm	Dim. E mm				Dim. L mm
116 VDE PG7 PA	Pg 7	Light grey	19	21	5	100	0.093	2048078
116 VDE PG9 PA	Pg 9	Light grey	22	24	5	100	0.169	2048094
116 VDE PG11 PA	Pg 11	Light grey	24	26	5	100	0.184	2048116
116 VDE PG13.5PA	Pg 13,5	Light grey	27	29	6	100	0.256	2048132
116 VDE PG16 PA	Pg 16	Light grey	30	33	6	100	0.325	2048167
116 VDE PG21 PA	Pg 21	Light grey	36	39	7	100	0.466	2048221
116 VDE PG29 PA	Pg 29	Light grey	46	50	7	50	1.100	2048299
116 VDE PG36 PA	Pg 36	Light grey	60	66	8	25	1.683	2048361
116 VDE PG42 PA	Pg 42	Light grey	65	73	8	25	1.756	2048426
116 VDE PG48 PA	Pg 48	Light grey	70	78	8	25	1.830	2048485



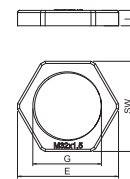
Locknut DIN 46320, with PG thread DIN 40430.

PS



Locknut, metric thread

Type	Thread	Colour	Dim.		Pack Piece	Weight kg/100 pc.	Item no.	
			SW mm	Dim. E mm				Dim. L mm
116 M12 LGR PS	M12 x 1,5	Light grey	17	19	5	100	0.075	2049503
116 M16 LGR PS	M16 x 1,5	Light grey	22	25	5	100	0.120	2049511
116 M20 LGR PS	M20 x 1,5	Light grey	26	29	6	100	0.167	2049538
116 M25 LGR PS	M25 x 1,5	Light grey	32	36	6,5	100	0.260	2049546
116 M32 LGR PS	M32 x 1,5	Light grey	41	46	7	50	0.484	2049554
116 M40 LGR PS	M40 x 1,5	Light grey	50	56	7	25	0.491	2049562
116 M50 LGR PS	M50 x 1,5	Light grey	60	68	8	25	0.732	2049570
116 M63 LGR PS	M63 x 1,5	Light grey	75	83	8	25	1.029	2049589



Locknut to DIN 46319, with metric thread IEC 423.

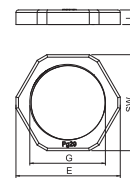
Note: Only tighten polystyrene cable glands lightly due to the risk of stress crack formation.

PS



Locknut, PG thread

Type	Thread	Colour	Dim.		Pack Piece	Weight kg/100 pc.	Item no.	
			SW mm	Dim. E mm				Dim. L mm
116 PG 7	Pg 7	Light grey	19	21	5	100	0.099	2043076
116 PG 9	Pg 9	Light grey	22	24	5	100	0.118	2043092
116 PG11	Pg 11	Light grey	24	26	5	100	0.113	2043114
116 PG13.5	Pg 13,5	Light grey	27	29	6	100	0.178	2043130
116 PG16	Pg 16	Light grey	30	33	6	100	0.226	2043165
116 PG21	Pg 21	Light grey	36	39	7	100	0.346	2043211
116 PG29	Pg 29	Light grey	46	50	7	50	0.573	2043297
116 PG36	Pg 36	Light grey	60	66	8	25	1.184	2043351
116 PG42	Pg 42	Light grey	65	73	8	25	1.089	2043424
116 PG48	Pg 48	Light grey	70	78	8	25	1.175	2043483



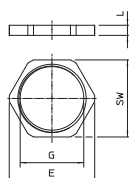
Locknut DIN 46320, with PG thread DIN 40430.

Note: Only tighten polystyrene cable glands lightly due to the risk of stress crack formation.



Locknut, metric thread

CuZn
37 N
M

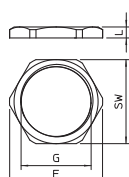


Type	Thread	SW mm	Dim. E mm	Dim. L mm	Pack Piece	Weight kg/100 pc.	Item no.
169 MS M12	M12x1,5	15	16,6	3	100	0,220	2091607
169 MS M16	M16x1,5	20	22,1	2,8	100	0,310	2091615
169 MS M20	M20x1,5	24	25,6	3	100	0,580	2091623
169 MS M25	M25x1,5	30	33,2	3,5	100	0,880	2091631
169 MS M32	M32x1,5	35	38,7	4	100	1,016	2091658
169 MS M40	M40x1,5	45	49,8	4,5	50	1,920	2091666
169 MS M50	M50x1,5	55	60,4	5,5	50	3,070	2091674
169 MS M63	M63x1,5	70	77,6	6	25	5,628	2091682
169 MS M75	M75x1,5	90	100	8	3	16,800	2091685

Locknuts DIN 46319 with metric thread IEC 423.
* Prices according to DEL notation.

Locknut, PG thread

CuZn
37 N
Pg



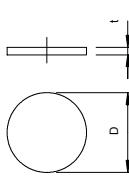
Type	Thread	SW mm	Dim. E mm	Dim. L mm	Pack Piece	Weight kg/100 pc.	Item no.
169 MS PG 7	Pg 7	15	16,6	2,8	100	0,180	2091070
169 MS PG 9	Pg 9	18	20	2,8	100	0,260	2091097
169 MS PG11	Pg 11	21	23,5	3	100	0,290	2091119
169 MS PG13.5	Pg 13,5	23	25,5	3	100	0,364	2091135
169 MS PG16	Pg 16	26	29	3	100	0,460	2091151
169 MS PG21	Pg 21	32	35,5	3,5	100	0,720	2091216
169 MS PG29	Pg 29	41	45	4	100	1,320	2091291
169 MS PG36	Pg 36	51	56	5	50	2,100	2091364
169 MS PG42	Pg 42	60	65	5	50	3,266	2091429
169 MS PG48	Pg 48	64	69	5,5	25	3,270	2091488

Locknuts, part M to DIN 46320 with Pg thread to DIN 40430. * Price according to DEL notation.

Dust protection plate

Dust protection plate, metric

ZELL
PE
M



Type	Size mm	Dim. D mm	Dim. t mm	Pack Piece	Weight kg/100 pc.	Item no.
107 S VTEC M12	M12	12	1,5	100	0,001	2028870
107 S VTEC M16	M16	16	1,5	100	0,002	2028873
107 S VTEC M20	M20	20	1,5	100	0,010	2028875
107 S VTEC M25	M25	25	1,5	100	0,008	2028877
107 S VTEC M32	M32	32	1,5	100	0,012	2028880
107 S VTEC M40	M40	40	1,5	100	0,022	2028883
107 S VTEC M50	M50	50	1,5	100	0,040	2028885

Cellular polyethylene.

Small protective disc to protect the V-TEC VM and V-TEC VM MS cable glands against dust before the cable is installed.

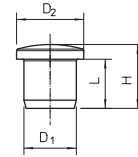
Application: the discs are pre-mounted between the cap nut and the seal. They do not need to be removed when the cable is installed, but are simply passed through to the interior with the cable.

Note: the discs do not provide any mechanical protection.

PA

Screw plug, metric and PG

Type	Size	Dim. D1 mm	Dim. L mm	Dim. D2 mm	Dim. H mm	Pack Piece	Weight kg/100 pc.	Item no.
107VS VM 5 PA	M12/Pg9	5.5	9	10	12.5	50	0.047	2029511
107VS VM 9 PA	M16/Pg13,5	9.5	12	13.5	16	50	0.090	2029514
107VS VM 12 PA	M20/Pg16	12	12	16.5	16.5	50	0.130	2029517
107VS VM 16 PA	M25/Pg21	16	15	20.5	19.5	50	0.190	2029520
107VS VM 20 PA	M32/Pg29	20	17	24.5	21.5	25	0.250	2029523
107VS VM 27 PA	M40/Pg36	27	20	32	24	10	0.353	2029529
107VS VM 35 PA	M50/Pg42	35	25	39	29	5	0.500	2029533



Screw plug in for dust-proof and waterproof closure of installed but (as yet) unfilled V-TEC... cable glands.

Sealing kit

Electrical insulating and sealing compound

Type	Colour	Shipping box Piece	Pack Piece	Weight kg/100 pc.	Item no.
115 GR-GN	Natural	90	10	11.020	2340038



In rods.

Permanently elastic, fibre-free sealing kit on a polymer and a mineral basis to fill cavities in installations, e.g. cable glands or similar components, to prevent the entry of dirt and water.


Colour: Natural

Characteristics of the sealing kit:










- Halogen-, acid- and silicone-free
- Can also be processed at low temperatures
- Permanent heat resistance to +80 °C
- Corrosion-resistant
- Low water consumption
- Good insulation properties
- Puncture strength 16 kV/mm to VDE 0291 Part 2
- Can be stored almost indefinitely



Installation and fastening clips



Installation and fastening clips

	Quick clips	252
	Push-fit clips	262
	Fastening clips	264
	Nail fastening clips	280
	Clamp clips	282
	Accessories, clamp clips	288
	Grouped supports	290
	Pressure clips	296
	Accessories, grouped supports and pressure clips	302





Quick clip

The high-speed clip

- Extreme loading capacity
- Maximum stability
- Extremely easy mounting
- Insertion slopes
- Slot fastening
- Suitable for lining up
- Latch-in hole/middle stopper



Quick clip

PP



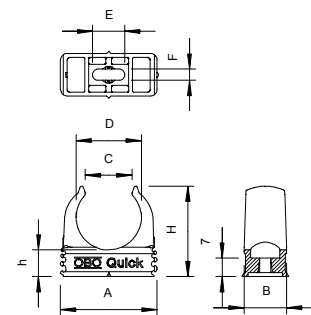
Type	Nominal size	Colour	Shipping box Piece	Pack Piece	Weight kg/100 pc.	Item no.
2955 M16	M16	Light grey	1200	100	0.252	2149004
2955 M20	M20	Light grey	1200	100	0.325	2149010
2955 M25	M25	Light grey	1200	100	0.430	2149016
2955 M32	M32	Light grey	600	50	0.630	2149022
2955 M40	M40	Light grey	600	50	0.835	2149028
2955 M50	M50	Light grey	300	25	1.454	2149034
2955 M63	M63	Light grey	240	20	2.203	2149040

Flush-mounted clip to accept metric steel armoured pipes and heavy-duty insulating pipes, as well as Quick Pipe electrical installation pipes. Universal fastening options on walls and ceilings, both in indoor and protected outdoor areas. With slot for side alignment during mounting with wood screw or knock-in anchor. Toolless pipe mounting. Can also be arranged with OBO Multi-Quick or starQuick clip. M16 - M32 size can be screwed onto M6 thread. Recommended fastening spacing 50–60 cm, for max. extraction values F at a room temperature of 20 °C, see the table.



Type	Nominal size	Dim. A	Dim. B	Dim. C	Dim. D	Dim. E	Dim. F	Dim. H	Dim. N	Pull-out value
2955 M16	M16	25.3	16	11.5	15.5	7	4.2	25	10	75
2955 M20	M20	30.3	16	14	19.4	9	4.2	29.5	10	90
2955 M25	M25	36.3	16	17.5	24.3	12	4.2	34	10	100
2955 M32	M32	46.3	16	22.4	31.4	12	4.2	42	11	120
2955 M40	M40	57.3	16	26	39.2	11	4.6	51	12	140
2955 M50	M50	70.3	18	32	49	12	6	63	14	165
2955 M63	M63	87.3	20	43	61.5	12	6	74.5	15	230

Dimensions



PP



Type	Nominal size	Colour	Pack Piece	Weight kg/100 pc.	Item no.
2955 M16 SW	M16	Jet black	100	0.252	2149559
2955 M20 SW	M20	Jet black	100	0.325	2149563
2955 M25 SW	M25	Jet black	100	0.430	2149567
2955 M32 SW	M32	Jet black	50	0.630	2149571
2955 M40 SW	M40	Jet black	50	0.835	2149575
2955 M50 SW	M50	Jet black	25	1.454	2149579
2955 M63 SW	M63	Jet black	20	2.203	2149583

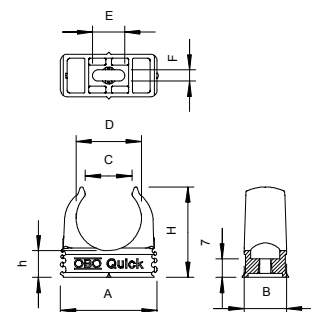
Flush-mounted clip to accept metric steel armoured pipes and heavy-duty insulating pipes, as well as Quick Pipe electrical installation pipes. Universal fastening options on walls and ceilings, both in indoor and protected outdoor areas. With slot for side alignment during mounting with wood screw or knock-in anchor. Toolless pipe mounting. Can also be arranged with OBO Multi-Quick or starQuick clip. M16 - M32 size can be screwed onto M6 thread. Recommended fastening spacing 50–60 cm, for max. extraction values F at a room temperature of 20 °C, see the table.

Quick clip, black



Type	Nominal size	Dim. A	Dim. B	Dim. C	Dim. D	Dim. E	Dim. F	Dim. H	Dim. N	Pull-out value
2955 M16 SW	M16	15	21.5	11.2	15.7	7	4.2	17.6	10	75
2955 M20 SW	M20	30.3	16	14	19.4	9	4.2	29.5	10	90
2955 M25 SW	M25	36.3	16	17.5	24.3	12	4.2	34	10	100
2955 M32 SW	M32	46.3	16	22.4	31.4	12	4.2	42	11	120
2955 M40 SW	M40	57.3	16	26	39.2	11	4.6	51	12	140
2955 M50 SW	M50	70.3	18	32	49	12	6	63	14	165
2955 M63 SW	M63	87.3	20	43	61.5	12	6	74.5	15	230

Dimensions



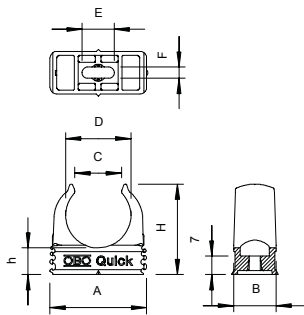
Quick clip, flame-resistant, pure white



Type	Nominal size	Colour	Pack Piece	Weight kg/100 pc.	Item no.
2955 F M16 RW	M16	Pure white	100	0.252	2149351
2955 F M20 RW	M20	Pure white	100	0.325	2149357
2955 F M25 RW	M25	Pure white	100	0.430	2149363
2955 F M32 RW	M32	Pure white	50	0.630	2149369
2955 F M40 RW	M40	Pure white	50	0.835	2149375


Flame-resistant, flush-mounted clip to accept metric steel armoured pipes and heavy-duty insulating pipes, as well as Quick Pipe electrical installation pipes. Universal fastening options on walls and ceilings, both in indoor and protected outdoor areas. With slot for side alignment during mounting with wood screw or knock-in anchor. Toolless pipe mounting. Can also be arranged with OBO Multi-Quick or starQuick clip. M16 - M32 size can be screwed onto M6 thread. Recommended fastening spacing 50–60 cm, for max. extraction values F at a room temperature of 20 °C, see the table.

Dimensions



Type	Nominal size	Dim. A mm	Dim. B mm	Dim. C mm	Dim. D mm	Dim. E mm	Dim. F mm	Dim. H mm	Dim. N mm	Pull-out value
2955 F M16 RW	M16	25.3	16	11,5	15,5	7	4,2	25	10	75
2955 F M20 RW	M20	30.3	16	14	19.4	9	4,2	29,5	10	90
2955 F M25 RW	M25	36.3	16	17,5	24.3	12	4,2	34	10	100
2955 F M32 RW	M32	46.3	16	22,4	31.4	12	4,2	42	11	120
2955 F M40 RW	M40	57.3	16	26,0	39,2	11	4,6	51	12	140





Multi-Quick clip


The universal clamp

- PG and metric
- Easy fastening
- Secure locking
- Radial arrangement
- Simplified storage
- Clamping ranges from 15–37 mm
- Universal application



Multi-Quick clip, metric

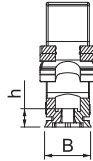
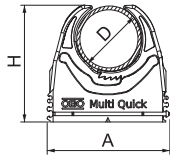
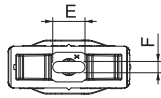
PA



Type	Clamping range D mm	Colour	Pack Piece	Weight kg/100 pc.	Item no.
M-Quick M20 LGR	16-20	Light grey	100	0.600	2153718
M-Quick M25 LGR	20-25	Light grey	50	0.930	2153726
M-Quick M32 LGR	25-32	Light grey	50	1.390	2153734

Flush-mounted clip to accept metric pipes and Quick Pipe electrical installation pipes. Flexible clamping range of several millimetres. Universal fastening options on walls and ceilings, both indoors and outdoors. Toolless pipe mounting. Can also be arranged with OBO Quick or starQuick clip.

Dimensions



Type	Dim. A mm	Dim. B mm	Dim. E mm	Dim. F mm	Dim. H mm	Dim. mm
M-Quick M20 LGR	27.5	15.5	8	4.1	32	7
M-Quick M25 LGR	33	15.5	8	4.1	37	7
M-Quick M32 LGR	43	15.5	8	4.1	46	7





starQuick clip

The safety clamp

- Snap lock with patented safety system
- All sizes clip together, up to size SQ28
- UV- and weatherproof polyamide
- Wall and ceiling mounting



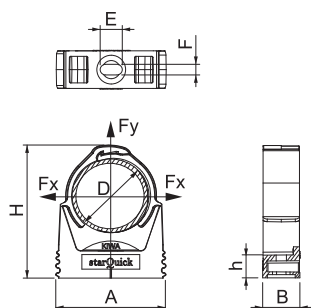
starQuick clip



Type	Clamping range D mm	Colour	Dim. E mm	Dim. F mm	Dim. Dim. mm	Pack Piece	Weight kg/100 pc.	Item no.
SQ-10 LGR	9.5-12	Light grey	10	4.5	10.5	100	0.568	2146053
SQ-12 LGR	11.5-15	Light grey	10	4.5	10.5	100	0.540	2146061
SQ-15 LGR	14-16.5	Light grey	10	4.5	10.5	100	0.584	2146096
SQ-17 LGR	16-20	Light grey	10	4.5	10.5	100	0.640	2146118
SQ-20 LGR	19.5-23.5	Light grey	10	4.5	10.5	50	0.670	2146134
SQ-25 LGR	24-28	Light grey	10	4.5	10.5	50	0.970	2146207
SQ-28 LGR	27.5-32	Light grey	10	4.5	10.5	50	1.070	2146215
SQ-32 LGR	31.2-35.8	Light grey	10	4.5	10.5	50	1.230	2146258
SQ-36 LGR	35-40.1	Light grey	10	4.5	10.5	25	1.510	2146290
SQ-40 LGR	39.3-44.5	Light grey	10	4.5	10.5	25	1.710	2146320
SQ-47 LGR	44-50	Light grey	10	4.5	10.5	25	1.980	2146363
SQ-51 LGR	48-55	Light grey	10	4.5	10.5	15	2.250	2146444
SQ-59 LGR	58.5-65	Light grey	10	4.5	10.5	15	3.300	2146487

Highly stable clip to accept plastic and metal electrical and sanitary pipes, as well as the Quick Pipe electrical installation pipe. Universal fastening options on walls, ceilings and steel structures, both indoors and outdoors. Flexible clamping range of several millimetres. Tool-less pipe mounting. Can be arranged to up to Ø 28 mm, also with OBO Quick starQuick clip. For high load values, can be combined with double bracket. Can be mounted on profile rails for variable spacings and numbers of clips.

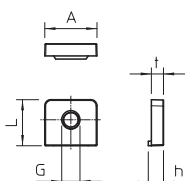
Dimensions



Type	Clamping range D mm	Dim. A mm	Dim. B mm	Dim. H mm	Break load kN
SQ-10 LGR	9.5-12	29	17	31.6	0.5
SQ-12 LGR	11.5-15	29	17	34.5	0.55
SQ-15 LGR	14-16.5	29	17	35.7	0.6
SQ-17 LGR	16-20	29	17	39.8	0.7
SQ-20 LGR	19.5-23.5	29	17	43.5	0.8
SQ-25 LGR	24-28	40	17	49.5	0.85
SQ-28 LGR	27.5-32	40	17	52.8	0.9
SQ-32 LGR	31.2-35.8	43	17	57.3	1
SQ-36 LGR	35-40.1	47	17	65.8	1.1
SQ-40 LGR	39.3-44.5	52	17	69.5	1.2
SQ-47 LGR	44-50	57	17	75.5	1.2
SQ-51 LGR	48-55	63	17	81	1.4
SQ-59 LGR	58.5-65	74	20	94.3	1.5

starQuick nut

PC



Type	Nominal size	Dim. A mm	Dim. L mm	Dim. t mm	Dim. mm	Colour	Pack Piece	Weight kg/100 pc.	Item no.
SQ M6	M6	17	15	5	4	Light grey	100	0.070	2146509


Nut for insertion in starQuick clip, to mount the clip on an M6 thread.



Quick clip, aluminium

OBO's aluminium Quick clip offers installers a high-quality means of fastening electrical installation pipes. The ingenious design of this product allows fast, easy installation on walls and ceilings. The clip boasts impressively high holding forces.

- Strong clip holding forces thanks to optimised geometry
- Centre mark around slot for easy alignment
- Pipe centring aids for easy insertion of the pipe
- Modern, attractive design



Quick clip, aluminium

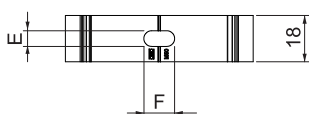
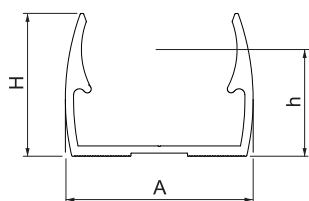


Type	Nominal size	Shipping box Piece	Pack Piece	Weight kg/100 pc.	Item no.
ALQ M16	16	1200	100	0.780	2149916
ALQ M20	20	1200	100	0.900	2149920
ALQ M25	25	100	100	1.110	2149925
ALQ M32	32	600	50	1.600	2149932
ALQ M40	40	50	50	2.400	2149940
ALQ M50	50	300	25	2.730	2149950
ALQ M63	63	20	20	3.340	2149963

OBO Quick clip, type ALQ M, for all metric ALU pipe systems, as well as light-duty and heavy-duty insulation pipes. Suitable for mounting the OBO pipe system, material: aluminium. Pipe centring aids allow optimal attachment of the pipe and automatically turn the clip into the correct position.

Slot for side alignment during mounting with wood screw or knock-in anchor. Recommended fastening spacing 50–60 cm.

Dimensions



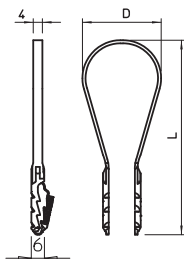
Type	Dim. A mm	Dim. B mm	Dim. E mm	Dim. F mm	Dim. H mm	Dim. Dim. mm
ALQ M16	22	18	5.1	9.5	25	18.5
ALQ M20	25	18	5.1	9.5	27.5	20
ALQ M25	31	18	5.1	9.5	30	22
ALQ M32	39	18	5.1	9.5	35	26
ALQ M40	50	18	6.1	12	42	30.5
ALQ M50	60	18	6.1	12	46.5	33.5
ALQ M63	73	18	6.1	12	55.5	41.5





BKS clamp clip

PA

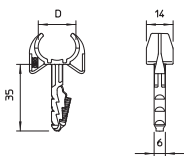


Type	Clamping range D mm	Dim. L mm	Dim. D mm	Pull-out value N	Colour	Pack Piece	Weight kg/100 pc.	Item no.
1973 3-13 LGR	3-13	52	13	500	Light grey	100	0.089	2148803
1973 8-28 LGR	8-28	70	27	500	Light grey	100	0.122	2148846
1973 20-40 LGR	20-40	89	36	500	Light grey	100	0.150	2148862

For cables, flexible pipes and all kinds of insulating and armoured steel pipes, suitable for concrete, calcareous limestone and full brick. Use in gas concrete masonry is possible, but reduced load capacities must be expected.

Snap clip

PA

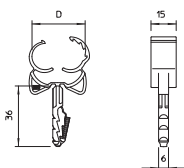


Type	Clamping range D mm	Drill hole depth mm	Colour	Pack Piece	Weight kg/100 pc.	Item no.
1975 12-15	12-15	40	Light grey	100	0.251	2148021
1975 16-19	16-19	40	Light grey	100	0.372	2148048
1975 19-22	19-22.5	40	Light grey	100	0.533	2148056

With moulded-on push-fit plug for rapid mounting in concrete walls and masonry. Push plug into hole until the clip makes contact with the surface. When the pipe is pressed into the clip, the arms of the clip grip it.

Click-snap clip

PA

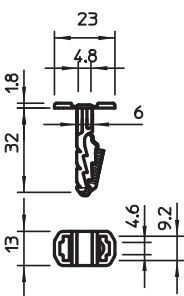


Type	Clamping range D mm	Breaking load for concrete B25 N	Colour	Pack Piece	Weight kg/100 pc.	Item no.
1976 12-15	12-15.5	190 N	Light grey	100	0.245	2148501
1976 16-21	16-21.5	500 N	Light grey	100	0.443	2148528
1976 22-28	22.5-28.5	500 N	Light grey	100	0.781	2148536

With moulded-on push-fit plug for rapid mounting in concrete walls and masonry. Push plug into hole until the clip makes contact with the surface. When the pipe is pressed into the clip, the arms of the clip grip it.

Push-fit anchor for cable ties

PA



Type	Drill hole depth mm	Colour	Pack Piece	Weight kg/100 pc.	Item no.
910 STK 6x30	35	Light grey	100	0.108	2351609

The push-fit anchor can accept a cable tie (type 550 or 555) up to 9 mm wide, which can be used to install several cables and pipes. Suitable for concrete, lime sandstone and brickwork as solid brick. Use in gas concrete masonry is possible, but reduced load capacities must be expected.



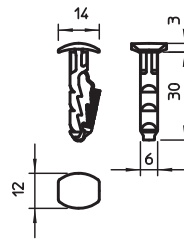
PA



Push-fit anchor with mushroom head

Type	Dowel		Drill hole	Pack Piece	Weight kg/100 pc.	Item no.
	Ø mm	Length mm	depth mm			
910 STP 6x30	6	30	35	100	0.101	2351412

The push-fit anchor allows simple mounting, e.g. of labelling panels or small WDK ducts. Suitable for concrete, lime sandstone and brickwork as solid brick. Use in gas concrete masonry is possible, but reduced load capacities must be expected.



PA

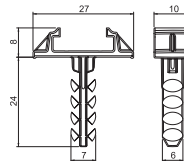


Ø6

Push-fit anchor for Quick clip, type 2957

Type	Dowel		Drill hole	Pack Piece	Weight kg/100 pc.	Item no.
	Ø mm	Length mm	depth mm			
910 STQS 6x26	6	26	30	100	0.110	2351650

Push-fit anchor suitable for Quick clip, type 2957. The anchor is fixed to the Quick clip by a locking mechanism. Suitable for rapid mounting in concrete walls and masonry. The anchor is pushed into the hole until the clip makes contact with the surface.



Cable and pipe spacer clips

Safe fastening of cables and pipe systems on walls, on floors and on ceilings. The distance from the fastening substrate can be adjusted variably using the thread on the screw or a custom-length threaded rod. M6 bolt ties, angler anchors or Sprint screws (to be

ordered separately) are required for fastening. Tested and approved in systems for maintaining electrical functionality of classes E30 to E90 according to DIN 4102 Part 12.

Installation and fastening clips



Cable and pipe spacer clip 732
with M6 threaded connection

E30 E90

Cable and pipe spacer clip 733





Spacer clip 732

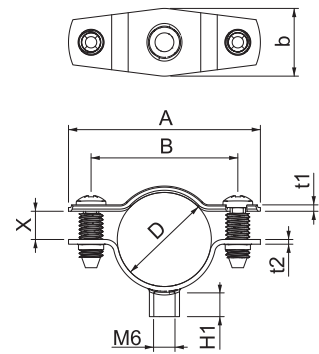


Type	Clamping range D mm	Pack Piece	Weight kg/100 pc.	Item no.
ASG 732 6 G	5-6	25	1.136	1362404
ASG 732 7 G	6-7	25	1.341	1362406
ASG 732 8 G	7-8	25	1.349	1362408
ASG 732 10 G	8-10	25	1.504	1362410
ASG 732 12 G	10-12	25	1.567	1362412
ASG 732 14 G	12-14	25	1.638	1362414
ASG 732 17 G	14-17	25	1.793	1362417
ASG 732 20 G	17-20	25	1.895	1362420
ASG 732 25 G	20-25	25	2.145	1362424
ASG 732 30 G	25-30	20	3.157	1362428
ASG 732 36 G	30-36	20	3.664	1362432
ASG 732 44 G	36-44	20	4.002	1362436
ASG 732 53 G	44-53	20	4.713	1362440
ASG 732 63 G	53-63	20	5.231	1362444

Spacer clip for the installation of pipes and cables on walls, ceilings and floors. With self-locking cover. Fastening via attachment piece with internal thread. Approved for the maintenance of electrical function according to DIN 4102 Part 12, maintenance of electrical function classes E 30 to E 90.

Type	Clamping range D mm	Dim. A mm	Dim. B mm	Dim. x mm	Dim. b mm	Dimension t1 mm	Dimension t2 mm	Dim. H1 mm
ASG 732 6 G	5-6	35	23	1.5	18	1	1.25	6.5
ASG 732 7 G	6-7	35	23	1.5	18	1	1.25	6.5
ASG 732 8 G	7-8	35	23	1.5	18	1	1.25	6.5
ASG 732 10 G	8-10	37	25	3	18	1	1.25	6.5
ASG 732 12 G	10-12	39	27	3	18	1	1.25	6.5
ASG 732 14 G	12-14	41	29	3	18	1	1.25	6.5
ASG 732 17 G	14-17	44	32	4.5	18	1	1.25	6.5
ASG 732 20 G	17-20	47	35	4.5	18	1	1.25	6.5
ASG 732 25 G	20-25	51	39	7.5	18	1	1.25	6.5
ASG 732 30 G	25-30	59	45	7.5	18	1.5	1.5	6.5
ASG 732 36 G	30-36	65	51	9	18	1.5	1.5	6.5
ASG 732 44 G	36-44	73	59	12	18	1.5	1.5	6.5
ASG 732 53 G	44-53	84	70	13.5	18	1.5	1.5	6.5
ASG 732 63 G	53-63	94	80	15	18	1.5	1.5	6.5

Dimensions



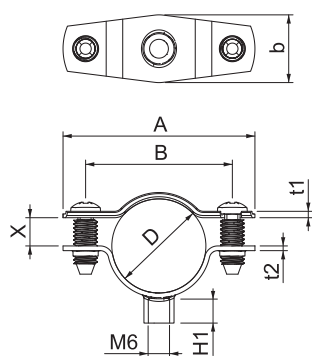
Spacer clip 732



Type	Clamping range D mm	Pack Piece	Weight kg/100 pc.	Item no.
ASG 732 6 FT	5-6	25	1.398	1362354
ASG 732 7 FT	6-7	25	1.415	1362356
ASG 732 8 FT	7-8	25	1.424	1362358
ASG 732 10 FT	8-10	25	1.585	1362360
ASG 732 12 FT	10-12	25	1.653	1362362
ASG 732 14 FT	12-14	25	1.729	1362364
ASG 732 17 FT	14-17	25	1.892	1362367
ASG 732 20 FT	17-20	25	2.002	1362369
ASG 732 25 FT	20-25	25	2.261	1362372
ASG 732 30 FT	25-30	20	3.309	1362374
ASG 732 36 FT	30-36	20	3.840	1362378
ASG 732 44 FT	36-44	20	4.197	1362382
ASG 732 53 FT	44-53	20	4.942	1362386
ASG 732 63 FT	53-63	20	5.492	1362389

Spacer clip for the installation of pipes and cables on walls, ceiling and floors. With self-locking upper part. Surfaces G and FT from a clip size of 20 are suitable for the installation with a nail device or a bolt-firing tool. Approved for the maintenance of electrical function according to DIN 4102 Part 12, maintenance of electrical function classes E30 to E90.

Dimensions



Type	Clamping range D mm	Dim. A mm	Dim. B mm	Dim. x mm	Dim. b mm	Dimen- sion t1 mm	Dimen- sion t2 mm	Dim. H1 mm
ASG 732 6 FT	5-6	35	23	1.5	18	1	1.25	6.5
ASG 732 7 FT	6-7	35	23	1.5	18	1	1.25	6.5
ASG 732 8 FT	7-8	35	23	1.5	18	1	1.25	6.5
ASG 732 10 FT	8-10	37	25	3	18	1	1.25	6.5
ASG 732 12 FT	10-12	39	27	3	18	1	1.25	6.5
ASG 732 14 FT	12-14	41	29	3	18	1	1.25	6.5
ASG 732 17 FT	14-17	44	32	4.5	18	1	1.25	6.5
ASG 732 20 FT	17-20	47	35	4.5	18	1	1.25	6.5
ASG 732 25 FT	20-25	51	39	7.5	18	1	1.25	6.5
ASG 732 30 FT	25-30	59	45	7.5	18	1.5	1.5	6.5
ASG 732 36 FT	30-36	65	51	9	18	1.5	1.5	6.5
ASG 732 44 FT	36-44	73	59	12	18	1.5	1.5	6.5
ASG 732 53 FT	44-53	84	70	13.5	18	1.5	1.5	6.5
ASG 732 63 FT	53-63	94	80	15	18	1.5	1.5	6.5



VA



Type	Clamping range D mm	Pack Piece	Weight kg/100 pc.	Item no.
ASG 732 6 A2	5-6	25	1.537	1362622
ASG 732 7 A2	6-7	25	1.553	1362624
ASG 732 8 A2	7-8	25	1.561	1362626
ASG 732 10 A2	8-10	25	1.749	1362628
ASG 732 12 A2	10-12	25	1.796	1362630
ASG 732 14 A2	12-14	25	1.859	1362632
ASG 732 17 A2	14-17	25	2.007	1362634
ASG 732 20 A2	17-20	25	2.110	1362636
ASG 732 25 A2	20-25	25	2.361	1362638
ASG 732 30 A2	25-30	20	3.321	1362640
ASG 732 36 A2	30-36	20	3.728	1362642
ASG 732 44 A2	36-44	20	4.099	1362644
ASG 732 53 A2	44-53	20	4.781	1362646
ASG 732 63 A2	53-63	20	5.301	1362648

Spacer clip 732

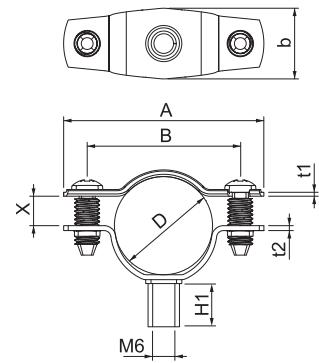


Spacer clip for the installation of pipes and cables on walls, ceiling and floors. With self-locking upper part. Surfaces G and FT from a clip size of 20 are suitable for the installation with a nail device or a bolt-firing tool.

Approved for the maintenance of electrical function according to DIN 4102 Part 12, maintenance of electrical function classes E30 to E90.

Type	Clamping range D mm	Dim. A mm	Dim. B mm	Dim. x mm	Dim. b mm	Dimension t1 mm	Dimension t2 mm	Dim. H1 mm
ASG 732 6 A2	5-6	35	23	1.5	18	1	1.25	12
ASG 732 7 A2	6-7	35	23	1.5	18	1	1.25	12
ASG 732 8 A2	7-8	35	23	1.5	18	1	1.25	12
ASG 732 10 A2	8-10	37	25	3	18	1	1.25	12
ASG 732 12 A2	10-12	39	27	3	18	1	1.25	12
ASG 732 14 A2	12-14	41	29	3	18	1	1.25	12
ASG 732 17 A2	14-17	44	32	4.5	18	1	1.25	12
ASG 732 20 A2	17-20	47	35	4.5	18	1	1.25	12
ASG 732 25 A2	20-25	51	39	7.5	18	1	1.25	12
ASG 732 30 A2	25-30	59	45	7.5	18	1.5	1.5	12
ASG 732 36 A2	30-36	65	51	9	18	1.5	1.5	12
ASG 732 44 A2	36-44	73	59	12	18	1.5	1.5	12
ASG 732 53 A2	44-53	84	70	13.5	18	1.5	1.5	12
ASG 732 63 A2	53-63	94	80	15	18	1.5	1.5	12

Dimensions



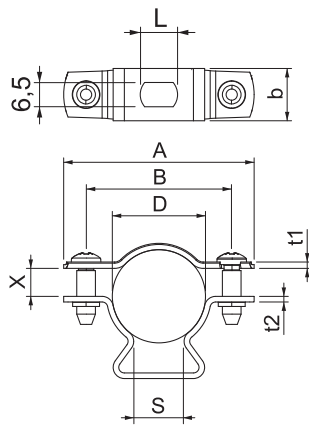
Spacer clip 733



Type	Clamping range D mm	Pack Piece	Weight kg/100 pc.	Item no.
ASL 733 10 G	8-10	25	1.794	1362754
ASL 733 12 G	10-12	25	1.857	1362756
ASL 733 14 G	12-14	25	1.936	1362758
ASL 733 17 G	14-17	25	2.099	1362762
ASL 733 20 G	17-20	25	2.201	1362764
ASL 733 25 G	20-25	25	2.419	1362768
ASL 733 30 G	25-30	20	3.401	1362772
ASL 733 36 G	30-36	20	3.774	1362776
ASL 733 44 G	36-44	20	4.151	1362780
ASL 733 53 G	44-53	20	5.616	1362784
ASL 733 63 G	53-63	20	6.212	1362788

Spacer clip for the installation of pipes and cables on walls, ceilings and floors. With self-locking cover. Fastening via slot
 Approved for the maintenance of electrical function according to DIN 4102 Part 12, maintenance of electrical function classes E 30 to E 90.

Dimensions




Type	Dim. A mm	Dim. B mm	Dim. x mm	Dimen- sion t1 mm	Dimen- sion t2 mm	Dim. L mm	Dim. b mm	Dimen- sion s mm
ASL 733 10 G	37	25	3	1	1.5	10	16	5.5
ASL 733 12 G	39	27	3	1	1.5	10	14	6.9
ASL 733 14 G	41	29	3	1	1.5	10	14	8
ASL 733 17 G	44	32	4.5	1	1.5	10	14	9.5
ASL 733 20 G	47	35	4.5	1	1.5	10	14	12
ASL 733 25 G	51	39	7.5	1	1.5	10	14	13.5
ASL 733 30 G	59	45	7.5	1.5	1.5	10	16	16.5
ASL 733 36 G	65	51	9	1.5	1.5	10	16	20
ASL 733 44 G	73	59	12	1.5	1.5	10	16	24
ASL 733 53 G	84	70	13.5	1.5	2	10	16	29.5
ASL 733 63 G	94	80	15	1.5	2	10	16	35.3





Spacer clip 733

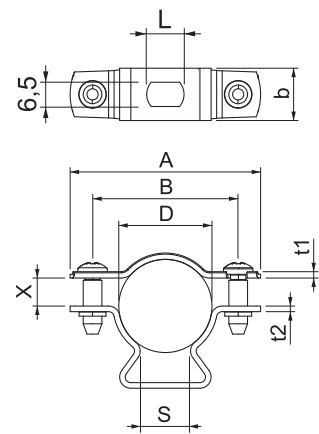
Type	Clamping range D mm	Pack Piece	Weight kg/100 pc.	Item no.
ASL 733 10 FT	8-10	25	1.883	1362704
ASL 733 12 FT	10-12	25	1.951	1362706
ASL 733 14 FT	12-14	25	2.035	1362708
ASL 733 17 FT	14-17	25	2.206	1362712
ASL 733 20 FT	17-20	25	2.000	1362714
ASL 733 25 FT	20-25	25	2.540	1362718
ASL 733 30 FT	25-30	20	3.567	1362722
ASL 733 36 FT	30-36	20	3.956	1362726
ASL 733 44 FT	36-44	20	4.356	1362730
ASL 733 53 FT	44-53	20	5.850	1362734
ASL 733 63 FT	53-63	20	6.477	1362738



Spacer clip for the installation of pipes and cables on walls, ceilings and floors. With self-locking cover. Fastening via slot
Approved for the maintenance of electrical function according to DIN 4102 Part 12, maintenance of electrical function classes E 30 to E 90.

Type	Dim. A mm	Dim. B mm	Dim. x mm	Dimen- sion t1 mm	Dimen- sion t2 mm	Dim. L mm	Dim. b mm	Dimen- sion s mm
ASL 733 10 FT	37	25	3	1	1.5	10	16	5.5
ASL 733 12 FT	39	27	3	1	1.5	10	14	6.9
ASL 733 14 FT	41	29	3	1	1.5	10	14	8
ASL 733 17 FT	44	32	4.5	1	1.5	10	14	9.5
ASL 733 20 FT	47	35	4.5	1	1.5	10	14	12
ASL 733 25 FT	51	39	7.5	1	1.5	10	14	13.5
ASL 733 30 FT	59	45	7.5	1.5	1.5	10	16	16.5
ASL 733 36 FT	65	51	9	1.5	1.5	10	16	20
ASL 733 44 FT	73	59	12	1.5	1.5	10	16	24
ASL 733 53 FT	84	70	13.5	1.5	2	10	16	29.5
ASL 733 63 FT	94	80	15	1.5	2	10	16	35.3

Dimensions



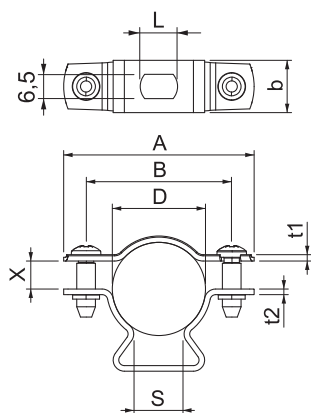
Spacer clip 733



Type	Clamping range D mm	Pack Piece	Weight kg/100 pc.	Item no.
ASL 733 10 A2	8-10	25	1.804	1362976
ASL 733 12 A2	10-12	25	1.867	1362978
ASL 733 14 A2	12-14	25	1.946	1362980
ASL 733 17 A2	14-17	25	2.110	1362982
ASL 733 20 A2	17-20	25	2.213	1362984
ASL 733 25 A2	20-25	25	2.432	1362986
ASL 733 30 A2	25-30	20	3.416	1362988
ASL 733 36 A2	30-36	20	3.792	1362990
ASL 733 44 A2	36-44	20	4.170	1362992
ASL 733 53 A2	44-53	20	5.643	1362994
ASL 733 63 A2	53-63	20	6.242	1362996

Spacer clip for the installation of pipes and cables on walls, ceilings and floors. With self-locking cover. Fastening via slot
 Approved for the maintenance of electrical function according to DIN 4102 Part 12, maintenance of electrical function classes E 30 to E 90.

Dimensions



Type	Dim. A mm	Dim. B mm	Dim. x mm	Dimen- sion t1 mm	Dimen- sion t2 mm	Dim. L mm	Dim. b mm	Dimen- sion s mm
ASL 733 10 A2	37	25	3	1	1.5	10	16	5.5
ASL 733 12 A2	39	27	3	1	1.5	10	14	6.9
ASL 733 14 A2	41	29	3	1	1.5	10	14	8
ASL 733 17 A2	44	32	4.5	1	1.5	10	14	9.5
ASL 733 20 A2	47	35	4.5	1	1.5	10	14	12
ASL 733 25 A2	51	39	7.5	1	1.5	10	14	13.5
ASL 733 30 A2	59	45	7.5	1.5	1.5	10	16	16.5
ASL 733 36 A2	65	51	9	1.5	1.5	10	16	20
ASL 733 44 A2	73	59	12	1.5	1.5	10	16	24
ASL 733 53 A2	84	70	13.5	1.5	2	10	16	29.5
ASL 733 63 A2	94	80	15	1.5	2	10	16	35.3



Alu



Spacer clip 733



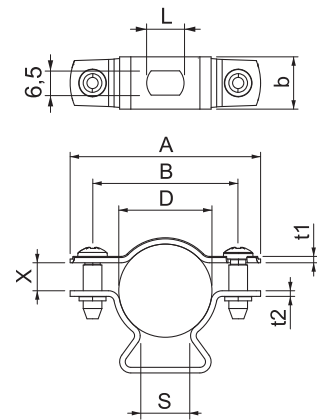
Type	Clamping range D mm	Pack Piece	Weight kg/100 pc.	Item no.
ASL 733 10 ALU	8-10	25	0.917	1362804
ASL 733 12 ALU	10-12	25	0.938	1362806
ASL 733 14 ALU	12-14	25	0.965	1362808
ASL 733 17 ALU	14-17	25	1.062	1362812
ASL 733 20 ALU	17-20	25	1.097	1362814
ASL 733 25 ALU	20-25	25	1.254	1362818
ASL 733 30 ALU	25-30	20	1.592	1362822
ASL 733 36 ALU	30-36	20	1.802	1362826
ASL 733 44 ALU	36-44	20	1.931	1362830
ASL 733 53 ALU	44-53	20	2.537	1362834
ASL 733 63 ALU	53-63	20	2.742	1362838

Spacer clip for the installation of pipes and cables on walls, ceilings and floors. With self-locking upper part. Fastening via slot. From the clip size of 20 suitable for the installation with a nail device or bolt-firing device.

Approved for the maintenance of electrical function to DIN 4102 Part 12, maintenance of electrical function classes E30 to E90 (except ALU).

Type	Dim. A mm	Dim. B mm	Dim. x mm	Dimen- sion t1 mm	Dimen- sion t2 mm	Dim. L mm	Dim. b mm	Dimen- sion s mm
ASL 733 10 ALU	37	25	3	1	1.5	10	16	5.5
ASL 733 12 ALU	39	27	3	1	1.5	10	14	6.9
ASL 733 14 ALU	41	29	3	1	1.5	10	14	8
ASL 733 17 ALU	44	32	4.5	1	1.5	10	14	9.5
ASL 733 20 ALU	47	35	4.5	1	1.5	10	14	12
ASL 733 25 ALU	51	39	7.5	1	1.5	10	14	13.5
ASL 733 30 ALU	59	45	7.5	1.5	1.5	10	16	16.5
ASL 733 36 ALU	65	51	9	1.5	1.5	10	16	20
ASL 733 44 ALU	73	59	12	1.5	1.5	10	16	24
ASL 733 53 ALU	84	70	13.5	1.5	2	10	16	29.5
ASL 733 63 ALU	94	80	15	1.5	2	10	16	35.3

Dimensions



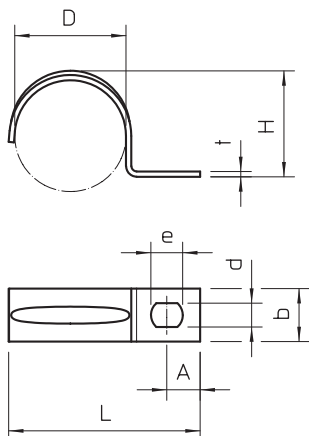
Fastening clip 604, light-duty



Type	For Ø mm	Hole size mm	Material thickness mm	Pack Piece	Weight kg/100 pc.	Item no.
604 3 G	3	4,5x6	0,7	100	0,052	1003038
604 4 G	4	4,5x6	0,7	100	0,067	1003046
604 5 G	5	4,5x6	0,7	100	0,084	1003054
604 6 G	6	4,5x6	0,7	100	0,099	1003062
604 7 G	7	4,5x6	0,7	100	0,120	1003070
604 8 G	8	4,5x6	0,7	100	0,123	1003089
604 9 G	9	4,5x6	0,7	100	0,139	1003097
604 10 G	10	4,5x6	0,7	100	0,150	1003100
604 11 G	11	4,5x6	1	100	0,270	1003119
604 12 G	12	4,5x6	0,7	100	0,240	1003127
604 13 G	13	4,5x6	1	100	0,280	1003135
604 16 G	16	4,5x6	1	100	0,348	1003178
604 19 G	19	4,5x6	1	100	0,411	1003194
604 20 G	20	4,5x6	1	100	0,431	1003208
604 21 G	21	4,5x6	1	100	0,447	1003216
604 23 G	23	4,5x6	1	100	0,490	1003232
604 25 G	25	4,5x6	1	100	0,900	1003259
604 28 G	28	4,5x6	1	100	0,874	1003283
604 32 G	32	4,5x6	1	100	1,462	1003321
604 35 G	35	5,5x7	1,5	100	1,355	1003356
604 37 G	37	5,5x7	1,5	100	1,567	1003372
604 40 G	40	5,5x7	1,5	100	1,860	1003402
604 47 G	47	5,5x7	1,5	50	2,484	1003461

Single-lobe fastening clip for cables and pipes.
 * Sizes 3 and 4 are not suitable for nail device
 * Sizes 3 to 21 are not suitable for bolt-firing tool

Dimensions



Type	Dim. L mm	Dim. A mm	Dim. e mm	Dim. d mm	Dim. b mm	Dim. D mm	Dim. t mm	Dim. H mm
604 3 G	12	4	6	4,5	7	3	0,7	2,4
604 4 G	14	4	6	4,5	7	4	0,7	3,3
604 5 G	16,5	5	6	4,5	7	5	0,7	4,5
604 6 G	17,5	5	6	4,5	8	6	0,7	5,2
604 7 G	19,5	5	6	4,5	8	7	0,7	6,5
604 8 G	21	5,5	6	4,5	8	8	0,7	7
604 9 G	21,5	5,75	6	4,5	8	9	0,7	8
604 10 G	22	5	6	4,5	8	10	0,7	9
604 11 G	24	5,5	6	4,5	10	11	1	10
604 12 G	27	6,5	6	4,5	10	12	0,7	11
604 13 G	27	6	6	4,5	10	13	1	11,5
604 16 G	31	6,5	6	4,5	10	16	1	14,5
604 19 G	33	6,5	6	4,5	10	19	1	17
604 20 G	35	6,3	6	4,5	10	20	1	18
604 21 G	36	6,3	6	4,5	10	21	1	19
604 23 G	39	7	6	4,5	10	23	1	21,5
604 25 G	41,34	7	6	4,5	15	25	1	23
604 28 G	45	7	6	4,5	15	28	1	24,8
604 32 G	48,82	8	7	5,5	15	32	1,5	30
604 35 G	54	8,75	7	5,5	14	35	1,5	30
604 37 G	56	7,5	7	5,5	14	37	1,5	34
604 40 G	63	10,5	7	5,5	14	40	1,5	38
604 47 G	69	10	7	5,5	14	47	1,5	43,8



Fastening clip 1015



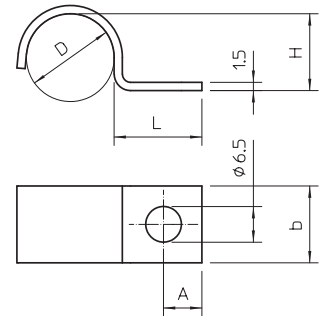
Type	For Ø mm	Hole size mm	Material thickness mm	Pack Piece	Weight kg/100 pc.	Item no.
1015 6 A2	6	6,5	1,5	100	0.341	1008633
1015 7 A2	7	6,5	1,5	100	0.420	1008641
1015 8 A2	8	6,5	1,5	100	0.428	1008668
1015 10 A2	10	6,5	1,5	100	0.560	1008684
1015 12 A2	12	6,5	1,5	100	0.672	1008706

Single-lobe fastening clip for cables and pipes.



Type	Dim. D mm	Dim. L mm	Dim. H mm	Dim. b mm	Dim. A mm
1015 6 A2	6	16	5	12	7
1015 7 A2	7	16	6	12	7
1015 8 A2	8	16	7	12	7
1015 10 A2	10	16	9	12	7
1015 12 A2	12	16	11	14	7

Dimensions



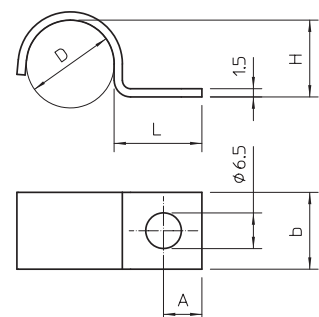
Fastening clip 1015, medium-duty

Type	For Ø mm	Hole size mm	Material thickness mm	Pack Piece	Weight kg/100 pc.	Item no.
1015 5 G	5	6,5	1,5	100	0.325	1009028
1015 6 G	6	6,5	1,5	100	0.385	1009036
1015 7 G	7	6,5	1,5	100	0.418	1009044
1015 8 G	8	6,5	1,5	100	0.428	1009052
1015 9 G	9	6,5	1,5	100	0.468	1009060
1015 10 G	10	6,5	1,5	100	0.560	1009079
1015 11 G	11	6,5	1,5	100	0.632	1009087
1015 12 G	12	6,5	1,5	100	0.672	1009109
1015 13 G	13	6,5	1,5	100	0.683	1009117
1015 14 G	14	6,5	1,5	100	0.710	1009168
1015 15 G	15	6,5	1,5	100	0.744	1009184
1015 16 G	16	6,5	1,5	100	0.753	1009192
1015 17 G	17	6,5	1,5	100	0.764	1009206
1015 18 G	18	6,5	1,5	100	0.835	1009214
1015 20 G	20	6,5	1,5	100	0.921	1009230
1015 25 G	25	6,5	1,5	100	1.150	1009427
1015 28 G	28	6,5	1,5	100	1.250	1009362

Single-lobe fastening clip for cables and pipes.
Beading from size 20.

Type	Dim. D mm	Dim. L mm	Dim. H mm	Dim. b mm	Dim. A mm
1015 5 G	5	16	4	12	7
1015 6 G	6	16	5	12	7
1015 7 G	7	16	6	12	7
1015 8 G	8	16	7	12	7
1015 9 G	9	16	8	12	7
1015 10 G	10	16	9	12	7
1015 11 G	11	16	10	14	7
1015 12 G	12	16	11	14	7
1015 13 G	13	16	12	14	7
1015 14 G	14	16	12,5	14	7
1015 15 G	15	16	13,5	14	7
1015 16 G	16	16	14	14	7
1015 17 G	17	16	15	14	7
1015 18 G	18	16	16	14	7

Dimensions



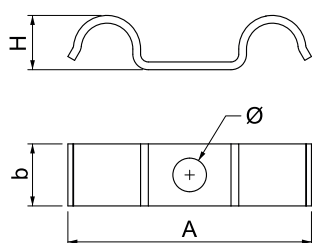
Fastening clip 1015 D



Type	For Ø mm	Hole size mm	Pack Piece	Weight kg/100 pc.	Item no.
1015 D 5 G	5	6,5	100	0.600	1009455
1015 D 6 G	6	6,5	100	0.670	1009457
1015 D 7 G	7	6,5	100	1.070	1009459
1015 D 8 G	8	6,5	100	1.150	1009461
1015 D 9 G	9	6,5	100	1.220	1009463
1015 D 10 G	10	6,5	100	1.300	1009465
1015 D 12 G	12	6,5	100	1.700	1009469
1015 D 14 G	14	6,5	100	1.870	1009473
1015 D 15 G	15	6,5	100	1.980	1009475
1015 D 16 G	16	6,5	100	2.100	1009477
1015 D 18 G	18	6,5	100	2.250	1009481
1015 D 20 G	20	6,5	100	2.500	1009485
1015 D 22 G	22	6,5	100	2.650	1009489
1015 D 25 G	25	6,5	100	2.950	1009493

Fastening clip with a central fastening point for 2 cables or 2 pipes

Dimensions



Type	Dim. A mm	Dim. b mm	Dim. H mm
1015 D 5 G	33	12	6
1015 D 6 G	35	12	7
1015 D 7 G	41	12	8
1015 D 8 G	43	12	9
1015 D 9 G	45	12	10
1015 D 10 G	47	12	10,5
1015 D 12 G	51	14	12
1015 D 14 G	55	14	14
1015 D 15 G	58	14	15
1015 D 16 G	60	14	16
1015 D 18 G	64	14	18
1015 D 20 G	69	14	21
1015 D 22 G	72	14	22
1015 D 25 G	79	14	25



St FT



Fastening clip 822, heavy-duty

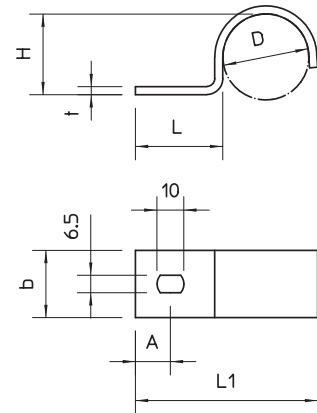
Type	For Ø mm	Hole size mm	Material thickness mm	Pack Piece	Weight kg/100 pc.	Item no.
822 6 FT	6	6,5x10	2	100	0.885	1014005
822 10 FT	10	6,5x10	2	100	1.075	1014013
822 12 FT	12	6,5x10	2	100	1.450	1014021
822 14 FT	14	6,5x10	2	100	1.600	1014048
822 16 FT	15,2	6,5x10	2	100	1.733	1014099
822 18 FT	18,6	6,5x10	2	100	1.946	1014110
822 20 FT	20	6,5x10	2	100	2.125	1014137
822 22.5 FT	22,5	6,5x10	2	50	2.338	1014161
822 25 FT	25	6,5x10	2	50	2.400	1014501
822 28.3 FT	28,3	6,5x10	2	50	4.420	1014218
822 32 FT	32	6,5x10	2	100	5.490	1014528
822 37 FT	37	6,5x10	2	100	7.100	1014293
822 40 FT	40	6,5x10	2	100	6.590	1014536
822 47 FT	47	6,5x10	3	100	8.500	1014366
822 50 FT	50	6,5x10	3	100	7.690	1014544
822 63 FT	63	6,5x10	3	100	9.260	1014552




Single-lobe fastening clip for cables and pipes.

Type	Dim. D mm	Dim. L mm	Dim. H mm	Dim. t mm	Dim. A mm	Dim. L1 mm	Dim. b mm
822 6 FT	6	23,5	5	2	10	32	20
822 10 FT	10	23,5	9	2	10	36	20
822 12 FT	12	23,5	11	2	10	38,5	20
822 14 FT	14	23,5	13	2	10	40,5	20
822 16 FT	15,2	23,5	14	2	10	42	20
822 18 FT	18,6	23,5	17	2	10	45	20
822 20 FT	20	23,5	19,5	2	10	48	20
822 22.5 FT	22,5	23,5	21	2	11	49	20
822 25 FT	25	25,5	23,5	3	11	53	20
822 28.3 FT	28,3	27	26,5	3	11	60	20
822 32 FT	32	32,5	30	3	13	68	25
822 37 FT	37	30	35	3	13	70	25
822 40 FT	40	32,5	38	3	13	76	25
822 47 FT	47	30	45	3	13	81	25
822 50 FT	50	32,5	47	3	15	86	25
822 63 FT	63	33,5	60	3	15	100	25

Dimensions



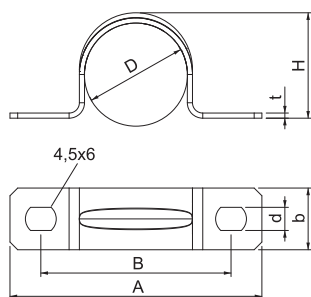
Fastening clip 605, medium-duty



Type	For Ø mm	Hole size mm	Material thickness mm	Pack Piece	Weight kg/100 pc.	Item no.
605 7 G	7	4,5x6	1	100	0.183	1018078
605 8 G	8	4,5x6	1	100	0.203	1018086
605 9 G	9	4,5x6	1	100	0.246	1018094
605 10 G	10	4,5x6	1	100	0.432	1018108
605 11 G	11	4,5x6	1	100	0.462	1018116
605 12 G	12	4,5x6	1	100	0.485	1018124
605 13 G	13	4,5x6	1	100	0.532	1018132
605 14 G	14	4,5x6	1	100	0.560	1018140
605 15 G	15	4,5x6	1	100	0.584	1018159
605 16 G	16	4,5x6	1	100	0.585	1018167
605 17 G	17	4,5x6	1	100	0.604	1018175
605 18 G	18	4,5x6	1	100	0.640	1018183
605 19 G	19	4,5x6	1	100	0.671	1018191
605 20 G	20	4,5x6	1	100	0.664	1018205
605 21 G	21	4,5x6	1	100	0.678	1018213
605 23 G	23	4,5x6	1	100	0.826	1018221
605 25 G	25	4,5x6	1	100	0.960	1018256
605 26 G	26	4,5x6	1	100	0.975	1018264
605 28 G	28	4,5x6	1	100	1.067	1018280
605 30 G	30	4,5x6	1	100	1.150	1018302
605 32 G	32	4,5x6	1	100	1.260	1018337
605 35 G	35	5,5x7	1.5	100	1.921	1018353
605 37 G	37	5,5x7	1.5	100	2.007	1018361

Two lobe fastening clips for cables and pipes.
* Sizes 7 to 12 not suitable for bolt-firing tool.

Dimensions



Type	Dim. D mm	Dim. H mm	Dim. t mm	Dim. A mm	Dim. B mm	Dim. b mm	Dim. d mm	Dim. e mm
605 7 G	7	6	1	32	21	10	4,5	6
605 8 G	8	7	1	33	22	10	4,5	6
605 9 G	9	8	1	34	23	10	4,5	6
605 10 G	10	9	1	37	25	12	4,5	6
605 11 G	11	10	1	38	26	12	4,5	6
605 12 G	12	11	1	39	27	12	4,5	6
605 13 G	13	12	1	41	29	12	4,5	6
605 14 G	14	13	1	42	30	12	4,5	6
605 15 G	15	13,5	1	43	31	12	4,5	6
605 16 G	16	14,5	1	44	32	12	4,5	6
605 17 G	17	15,5	1	45	33	12	4,5	6
605 18 G	18	16,5	1	46	34	12	4,5	6
605 19 G	19	17,5	1	47	35	12	4,5	6
605 20 G	20	18,5	1	49	37	12	4,5	6
605 21 G	21	19,5	1	50	38	12	4,5	6
605 23 G	23	21	1	52	40	12	4,5	6
605 25 G	25	23	1	58	44	14	4,5	6
605 26 G	26	24	1	59	45	14	4,5	6
605 28 G	28	26	1	61	47	14	4,5	6
605 30 G	30	28	1	63	49	14	4,5	6
605 32 G	32	30	1	66	52	14	5,5	6
605 35 G	35	32	1,5	70	56	14	5,5	7
605 37 G	37	34	1,5	72	58	14	5,5	7





Fastening clip 605, medium-duty

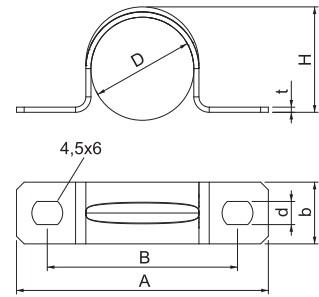
Type	For Ø mm	Hole size mm	Material thickness mm	Pack Piece	Weight kg/100 pc.	Item no.
605 40 G	40	5,5x7	1.5	50	1.900	1018396
605 43 G	43	5,5x7	1.5	50	2.324	1018434
605 47 G	47	5,5x7	1.5	50	2.366	1018477
605 50 G	50	5,5x7	1.5	25	2.770	1018507
605 55 G	55	5,5x7	1.5	25	3.840	1018558
605 60 G	60	5,5x7	1.5	25	3.800	1018604



Two lobe fastening clips for cables and pipes.
* Sizes 7 to 12 not suitable for bolt-firing tool.

Type	Dim. D mm	Dim. H mm	Dim. t mm	Dim. A mm	Dim. B mm	Dim. b mm	Dim. d mm	Dim. e mm
605 40 G	40	37	1.5	75	61	14	5.5	7
605 43 G	43	40	1.5	78	64	14	5.5	7
605 47 G	47	44	1.5	82	68	14	5.5	7
605 50 G	50	46	1.5	88	74	16	5.5	7
605 55 G	55	51	1.5	94	78	16	5.5	7
605 60 G	60	56	1.5	99	83	16	5.5	7

Dimensions



Fastening clip 823, heavy-duty

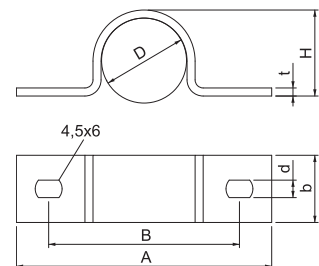
Type	For Ø mm	Hole size mm	Material thickness mm	Pack Piece	Weight kg/100 pc.	Item no.
823 16 FT	16	6,5x10	2	50	2.260	1015095
823 18.3 FT	18.6	6,5x10	2	50	2.446	1015117
823 20 FT	20	6,5x10	2	50	2.662	1015133
823 22.5 FT	22.5	6,5x10	2	50	2.988	1015168
823 25 FT	25	6,5x10	3	25	6.770	1015494
823 28.3 FT	28.3	6,5x10	3	25	5.208	1015214
823 32 FT	32	6,5x10	3	100	7.469	1015496
823 37 FT	37	6,5x10	3	100	8.700	1015303
823 40 FT	40	6,5x10	3	100	8.460	1015498
823 47 FT	47	6,5x10	3	100	10.120	1015362
823 54 FT	54	6,5x10	3	100	10.760	1015427
823 59.3 FT	59.3	6,5x10	3	100	11.800	1015486
823 50 FT	50	6,5x10	3	100	9.050	1015500
823 63 FT	63	6,5x10	3	100	10.700	1015508



Two lobe fastening clips for cables and pipes.

Type	Dim. D mm	Dim. H mm	Dim. t mm	Dim. A mm	Dim. B mm	Dim. b mm
823 16 FT	15.2	13	2	59	40	20
823 18.3 FT	18.6	16	2	62	43	20
823 20 FT	20.4	18	2	64	45	20
823 22.5 FT	22.5	20	2	67	48	20
823 25 FT	25	23.5	3	79	60	25
823 28.3 FT	28.3	25.5	3	75	56	20
823 32 FT	32	29	3	95	71	25
823 37 FT	37	34	3	93	69	25
823 40 FT	40	36	3	100	76	25
823 47 FT	47	43	3	103	79	25
823 54 FT	54	50	3	110	86	25
823 59.3 FT	59.3	55	3	116	92	25
823 50 FT	50	46	3	110	86	25
823 63 FT	63	59	3	120	96	25

Dimensions



SOM clip, single

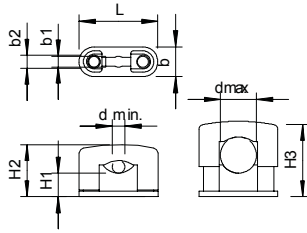
PS



Type	Clamping range D	Colour	Pack	Weight	Item no.
	mm		Piece	kg/100 pc.	
3079 LGR	5-14	Light grey	50	0.431	2124149

With plastic screws, so corrosion-protected, with slot for fastening with wood screws or 5 mm knock-in anchors.

Dimensions



Type	Clamping range D	Dim. L	Dim. d min.	Dim. d max.	Dim. H1	Dim. H2	Dim. H3	Dim. b	Dim. b1	Dim. Bolt
3079 LGR	5-14	31	5	13	10.5	20	29	12	4.2	M5 x 14



PA



Type	Dimension mm	Max. bundle Ø mm	Minimum breaking load kN	Colour	Pack Piece	Weight kg/100 pc.	Item no.
CTC 7,5x180 LGR	16-32	32	0.36	Light grey	100	0.600	2332790
CTC 7,5x280 LGR	40-63	63	0.36	Light grey	100	0.900	2332794

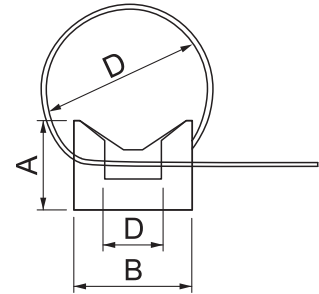
With the cable tie clip from OBO Bettermann, you can profit from faster and more reliable fastening of cables and pipes. The internally toothed cable tie ensures a secure hold and can be adapted to up to 4 pipe sizes. The CTC cable tie clip is made of halogen-free polyamide and can thus be used easily in interiors and protected external areas.

CTC cable tie clip



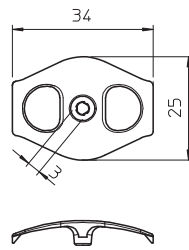

Type	Length mm	Width mm	Height mm
CTC 7,5x180 LGR	180	7.5	1.5
CTC 7,5x280 LGR	281	7.5	1.5

Dimensions



Nail-Fix, without nail

PP

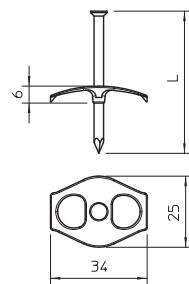


Type	For nail		Colour	Pack Piece	Weight kg/100 pc.	Item no.
	Ø	l				
1996 0	3,0-3,5		Transparent	100	0.053	2222809

Without nails for refitting Ø 3 mm and 3.5 mm steel nails to fix cables in masonry slots and on masonry for one or two cables NYM 3 x 1.5/2.5 mm² or one or two cables NYM 5 x 1.5/2.5 mm².

Nail-Fix, with nail

PP



Type	For nail		Shipping box Piece	Pack Piece	Weight kg/100 pc.	Item no.	
	Ø	l					
1996 40	3 x 40		Transparent	1200	100	0.267	2222833
1996 50	3,5 x 50		Transparent	1200	100	0.380	2222841
1996 60	3,5 x 60		Transparent	1200	100	0.443	2222868
1996 70	3,5 x 70		Transparent	1200	100	0.773	2222876

With pre-mounted, galvanized steel nail Ø 3 mm or 3.5 mm to fix cables in masonry slots and on masonry for one or two cables NYM 3 x 1.5/2.5 mm² or one or two cables NYM 5 x 1.5/2.5 mm².





Clamp clip, single, plastic pressure trough



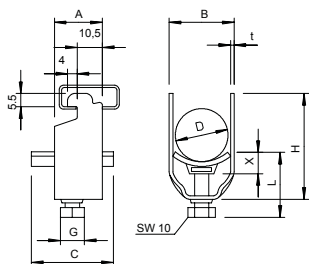
Type	Clamping range D mm	Pack Piece	Weight kg/100 pc.	Item no.
2056N 12 FT	8-12	100	2.500	1163124
2056N 16 FT	12-16	100	2.750	1163167
2056N 22 FT	16-22	100	3.100	1163221
2056N 28 FT	22-28	100	4.600	1163280
2056N 34 FT	28-34	100	5.900	1163345
2056N 40 FT	34-40	100	5.970	1163396
2056N 46 FT	40-46	100	6.640	1163469
2056N 52 FT	46-52	100	7.270	1163523
2056N 58 FT	52-58	50	10.560	1163582
2056N 64 FT	58-64	50	11.200	1163647
2056N 70 FT	64-70	50	12.330	1163701

Suitable for all C profile rails with slot width 11–12 mm; at least 6.5 mm clear internal height and at least 18.5 mm clear internal width.

Clip and bolt made of hot-dip galvanised steel.

Polypropylene pressure trough, halogen-free, colour light grey RAL 7035.

Dimensions



Type	Clamping range D mm	Dim. A mm	Dim. B mm	Dim. C mm	Dimen- sion G mm	Dim. t mm	Dim. x mm	Dim. H mm	Dim. L mm	Max. torque Nm
2056N 12 FT	8-12	20	16	34	M6	1.5	5	34	34	3
2056N 16 FT	12-16	20	20	34	M6	1.5	5	38	34	3
2056N 22 FT	16-22	20	27	34	M6	1.5	5	44	34	3
2056N 28 FT	22-28	20	33	34	M6	2	5	51	34	3
2056N 34 FT	28-34	20	39	34	M8	2	5.5	59	37.5	5
2056N 40 FT	34-40	20	45	34	M8	2	5.5	66	37.5	5
2056N 46 FT	40-46	20	51	40	M8	2	5.5	72	37.5	5
2056N 52 FT	46-52	20	57	40	M8	2	6.5	79	37.5	5
2056N 58 FT	52-58	23	64	40	M8	2.5	6.5	86	45.5	5
2056N 64 FT	58-64	23	70	40	M8	2.5	6.5	92	45.5	5
2056N 70 FT	64-70	23	76	40	M8	2.5	6.5	99	45.5	5

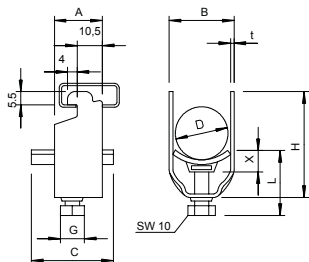
Clamp clip, single, metal pressure trough



Type	Clamping range D mm	Pack Piece	Weight kg/100 pc.	Item no.
2056N M 12 FT	8-12	100	2.450	1155407
2056N M 16 FT	12-16	100	2.800	1155415
2056N M 22 FT	16-22	100	3.150	1155423
2056N M 28 FT	22-28	100	4.900	1155431
2056N M 34 FT	28-34	100	6.400	1155458
2056N M 40 FT	34-40	100	7.000	1155466
2056N M 46 FT	40-46	100	8.500	1155474
2056N M 52 FT	46-52	100	9.150	1155482
2056N M 58 FT	52-58	100	12.100	1155490

Suitable for all C profile rails with slot width 11–12 mm; at least 6.5 mm clear internal height and at least 18.5 mm clear internal width; metal troughs have strongly rounded edges on all sides, so that there is no risk of cable damage.

Dimensions



Type	Clamping range D mm	Dim. A mm	Dim. B mm	Dim. C mm	Dimen- sion G mm	Dim. t mm	Dim. x mm	Dim. H mm	Dim. L mm	Max. torque Nm
2056N M 12 FT	8-12	20	16	30	M6	1.5	3.5	34	32.5	3
2056N M 16 FT	12-16	20	20	30	M6	1.5	3.5	38	32.5	3
2056N M 22 FT	16-22	20	27	30	M6	1.5	4.5	44	33.5	3
2056N M 28 FT	22-28	20	33	30	M6	2	4.5	51	33.5	3
2056N M 34 FT	28-34	20	39	35	M8	2	4.5	59	37	5
2056N M 40 FT	34-40	20	45	35	M8	2	5	66	37	5
2056N M 46 FT	40-46	20	51	35	M8	2	5	72	37	5
2056N M 52 FT	46-52	20	57	35	M8	2	5	79	37	5
2056N M 58 FT	52-58	23	64	35	M8	2.5	5	89	37	5



Clamp clip, single, plastic pressure trough

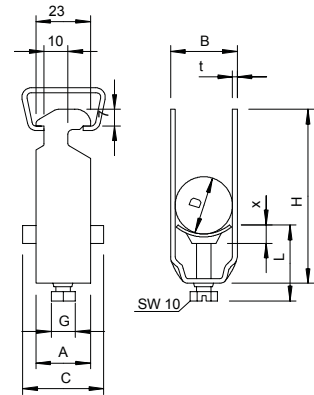
Type	Clamping range D mm	Pack Piece	Weight kg/100 pc.	Item no.
2056 12 FT	8-12	100	3.540	1160125
2056 16 FT	12-16	100	3.820	1160168
2056 22 FT	16-22	100	4.508	1160222
2056 28 FT	22-28	100	6.240	1160281
2056 34 FT	28-34	100	7.680	1160346
2056 40 FT	34-40	100	8.260	1160400
2056 46 FT	40-46	100	10.900	1160451
2056 52 FT	46-52	100	11.900	1160524
2056 58 FT	52-58	100	14.300	1160583
2056 64 FT	58-64	100	15.600	1160648
2056 70 FT	64-70	50	18.200	1160702
2056 76 FT	70-76	25	20.600	1160761
2056 82 FT	76-82	25	22.000	1160826
2056 90 FT	82-90	25	26.200	1160907
2056 100 FT	90-100	25	21.296	1160990



Suitable for all C profile rails with slot width 16–17 mm.
Hot-dip galvanised steel clip and bolt, polypropylene pressure trough, halogen-free, colour light grey RAL 7035.

Type	Clamping range D mm	Dim. A mm	Dim. B mm	Dim. C mm	Dimen- sion G	Dim. t mm	Dim. x mm	Dim. H mm	Dim. L mm	Max. torque Nm
2056 12 FT	8-12	23	16	34	M6	1.5	5	40	34	3
2056 16 FT	12-16	23	20	34	M6	1.5	5	44	34	3
2056 22 FT	16-22	23	27	34	M6	1.5	5	50	34	3
2056 28 FT	22-28	23	33	34	M6	2	5	58	34	3
2056 34 FT	28-34	23	39	34	M8	2	5.5	66	34	5
2056 40 FT	34-40	23	45	34	M8	2	5.5	72	37.5	5
2056 46 FT	40-46	23	51	40	M8	2	5.5	79	44.5	5
2056 52 FT	46-52	23	57	40	M8	2	6.5	86	44.5	5
2056 58 FT	52-58	23	64	40	M8	2.5	6.5	93	45.5	5
2056 64 FT	58-64	23	70	40	M8	2.5	6.5	99	45.5	5
2056 70 FT	64-70	23	76	40	M8	2.5	6.5	106	45.5	5
2056 76 FT	70-76	25	82	40	M8	2.5	6.5	114	45.5	5
2056 82 FT	76-82	25	88	40	M8	2.5	6.5	121	45.5	5
2056 90 FT	82-90	25	97	40	M8	3	6.5	130	57.5	5
2056 100 FT	90-100	25	107	40	M8	3	6.5	140	57.5	5

Dimensions



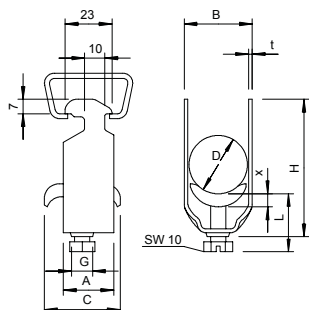
Clamp clip, single, metal pressure trough



Type	Clamping range D mm	Pack Piece	Weight kg/100 pc.	Item no.
2056 M 12 FT	8-12	100	3.200	1156004
2056 M 16 FT	12-16	100	3.500	1156012
2056 M 22 FT	16-22	100	4.400	1156020
2056 M 28 FT	22-28	100	6.100	1156039
2056 M 34 FT	28-34	100	7.700	1156047
2056 M 40 FT	34-40	100	8.600	1156055
2056 M 46 FT	40-46	100	9.600	1156063
2056 M 52 FT	46-52	100	10.400	1156071
2056 M 58 FT	52-58	100	13.100	1156098
2056 M 64 FT	58-64	100	14.500	1156101
2056 M 70 FT	64-70	50	16.100	1156128
2056 M 76 FT	70-76	25	18.300	1156136
2056 M 82 FT	76-82	25	19.100	1156144
2056 M 90 FT	82-90	25	23.300	1156152
2056 M 100 FT	90-100	25	24.500	1156160

Suitable for all C profile rails with slot width 16–17 mm.
Clip, bolt and pressure trough made of hot-dip galvanised steel.

Dimensions



Type	Dim. A mm	Dim. B mm	Dim. C mm	Dimen- sion G	Dim. t mm	Dim. x mm	Dim. H mm	Dim. L mm	Max. torque Nm
2056 M 12 FT	23	16	30	M6	1.5	3.5	40	32.5	3
2056 M 16 FT	23	20	30	M6	1.5	3.5	44	32.5	3
2056 M 22 FT	23	27	30	M6	1.5	4.5	50	46.5	3
2056 M 28 FT	23	33	30	M6	2	4.5	58	46.5	3
2056 M 34 FT	23	39	35	M8	2	5	66	44	5
2056 M 40 FT	23	45	35	M8	2	5	72	44	5
2056 M 46 FT	23	51	35	M8	2	5	79	44	5
2056 M 52 FT	23	57	35	M8	2	5	86	44	5
2056 M 58 FT	23	64	35	M8	2.5	5	93	44	5
2056 M 64 FT	23	70	35	M8	2.5	5	99	56	5
2056 M 70 FT	25	76	35	M8	2.5	5	106	56	5
2056 M 76 FT	25	82	40	M8	2.5	5	114	56	5
2056 M 82 FT	25	88	40	M8	2.5	5	121	56	5
2056 M 90 FT	25	97	40	M8	3	5	130	56	5
2056 M 100 FT	25	107	40	M8	3	5	140	56	5

Installation and fastening clips



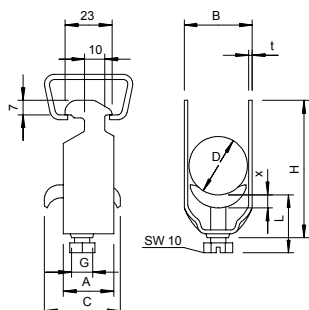
Clamp clip, single, metal pressure trough



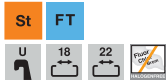
Type	Clamping range D mm	Pack Piece	Weight kg/100 pc.	Item no.
2056 M 12 A2	8-12	50	3.200	1159712
2056 M 16 A2	12-16	50	3.500	1159716
2056 M 22 A2	16-22	50	4.400	1159722
2056 M 28 A2	22-28	25	6.100	1159728
2056 M 34 A2	28-34	25	7.700	1159734
2056 M 40 A2	34-40	25	8.600	1159740
2056 M 46 A2	40-46	25	9.600	1159746
2056 M 52 A2	46-52	25	10.400	1159752
2056 M 58 A2	52-58	15	13.100	1159758
2056 M 64 A2	58-64	15	14.500	1159764
2056 M 70 A2	64-70	15	16.100	1159770
2056 M 76 A2	70-76	10	18.300	1159776

Suitable for all C profile rails with slot width 16–17 mm.
Clip, bolt and pressure trough all made of rust-proof stainless steel.

Dimensions



Type	Dim. A mm	Dim. B mm	Dim. C mm	Dimen- sion G	Dim. t mm	Dim. x mm	Dim. H mm	Dim. L mm	Max. torque Nm
2056 M 12 A2	23	16	30	M6	1.5	3.5	44	32.5	3
2056 M 16 A2	23	20	30	M6	1.5	3.5	44	32.5	3
2056 M 22 A2	23	27	30	M6	1.5	3.5	60	32.5	3
2056 M 28 A2	23	33	30	M6	2	5	58	44	3
2056 M 34 A2	23	39	35	M8	2	5	66	44	5
2056 M 40 A2	23	45	35	M8	2	5	72	44	5
2056 M 46 A2	23	51	35	M8	2	5	79	44	5
2056 M 52 A2	23	57	35	M8	2	5	86	44	5
2056 M 58 A2	23	64	35	M8	2	5	93	44	5
2056 M 64 A2	23	70	35	M8	2.5	5	99	56	5
2056 M 70 A2	25	76	35	M8	2.5	5	106	56	5
2056 M 76 A2	25	82	40	M8	2.5	5	114	56	5



Clamp clip, single, plastic pressure trough

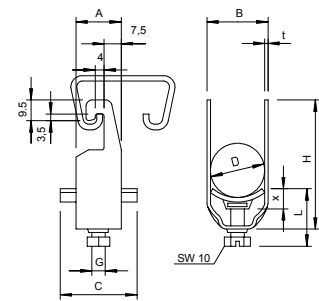
Type	Clamping range D mm	Pack Piece	Weight kg/100 pc.	Item no.
2056U 12 FT	8-12	100	3.150	1175122
2056U 16 FT	12-16	100	3.600	1175165
2056U 22 FT	16-22	100	3.223	1175211
2056U 28 FT	22-28	100	4.344	1175289
2056U 34 FT	28-34	100	7.500	1175343
2056U 40 FT	34-40	100	8.100	1175408
2056U 46 FT	40-46	100	10.000	1175467
2056U 52 FT	46-52	100	8.300	1175521
2056U 58 FT	52-58	100	13.400	1175580
2056U 64 FT	58-64	100	14.300	1175645
2056U 70 FT	64-70	50	15.250	1175696
2056U 76 FT	70-76	25	20.600	1175769
2056U 82 FT	76-82	25	22.000	1175823
2056U 90 FT	82-90	25	26.200	1175904



Suitable for all C profile rails with slot width 18 mm and 22 mm.
Polypropylene pressure sleeve, halogen-free, colour light grey RAL 7035.

Type	Clamping range D mm	Dim. A mm	Dim. B mm	Dim. C mm	Dimen- sion G	Dim. t mm	Dim. x mm	Dim. H mm	Dim. L mm	Max. torque Nm
2056U 12 FT	8-12	20	16	34	M6	1.5	5	42	34	3
2056U 16 FT	12-16	20	20	34	M6	1.5	5	46	34	3
2056U 22 FT	16-22	20	27	34	M6	1.5	5	53	34	3
2056U 28 FT	22-28	20	33	34	M6	2	5	59	34	3
2056U 34 FT	28-34	20	39	34	M8	2	5.5	67	37.5	5
2056U 40 FT	34-40	20	45	34	M8	2	5.5	73	37.5	5
2056U 46 FT	40-46	20	51	40	M8	2	5.5	79	37.5	5
2056U 52 FT	46-52	20	57	40	M8	2	6.5	85	38.5	5
2056U 58 FT	52-58	23	64	40	M8	2.5	6.5	91	38.5	5
2056U 64 FT	58-64	23	70	40	M8	2.5	6.5	97	38.5	5
2056U 70 FT	64-70	23	76	40	M8	2.5	6.5	103	38.5	5
2056U 76 FT	70-76	25	82	40	M8	2.5	6.5	110	45.5	5
2056U 82 FT	76-82	25	88	40	M8	2.5	6.5	116	45.5	5
2056U 90 FT	82-90	25	97	40	M8	3	6.5	125	45.5	5

Dimensions



Clamp clip, single, metal pressure trough

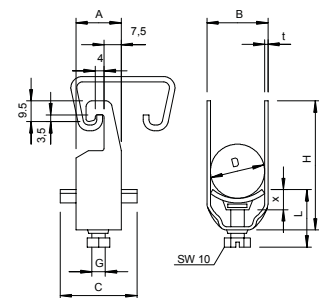
Type	Clamping range D mm	Pack Piece	Weight kg/100 pc.	Item no.
2056U M 12 FT	8-12	100	3.300	1158007
2056U M 16 FT	12-16	100	3.520	1158015
2056U M 22 FT	16-22	100	3.960	1158023
2056U M 28 FT	22-28	100	5.890	1158031
2056U M 34 FT	28-34	100	7.650	1158058
2056U M 40 FT	34-40	100	8.360	1158066
2056U M 46 FT	40-46	100	10.890	1158074
2056U M 52 FT	46-52	100	11.660	1158082
2056U M 58 FT	52-58	100	14.740	1158090
2056U M 64 FT	58-64	100	15.730	1158104
2056U M 70 FT	64-70	50	18.200	1158112
2056U M 76 FT	70-76	25	20.600	1158120



Suitable for all C profile rails with slot width 18 mm and 22 mm.

Type	Dim. A mm	Dim. B mm	Dim. C mm	Dimen- sion G	Dim. t mm	Dim. x mm	Dim. H mm	Dim. L mm	Max. torque Nm
2056U M 12 FT	20	16	34	M6	1.5	5	42	34	3
2056U M 16 FT	20	20	34	M6	1.5	5	46	34	3
2056U M 22 FT	20	27	34	M6	1.5	5	53	34	3
2056U M 28 FT	20	33	34	M6	2	5	59	34	3
2056U M 34 FT	20	39	34	M8	2	5.5	67	37.5	5
2056U M 40 FT	20	45	34	M8	2	5.5	73	37.5	5
2056U M 46 FT	20	51	40	M8	2	5.5	79	37.5	5
2056U M 52 FT	20	57	40	M8	2	6.5	85	38.5	5
2056U M 58 FT	23	64	40	M8	2.5	6.5	91	38.5	5
2056U M 64 FT	23	70	40	M8	2.5	6.5	97	38.5	5
2056U M 70 FT	23	76	40	M8	2.5	6.5	103	38.5	5
2056U M 76 FT	25	82	40	M8	2.5	6.5	110	45.5	5

Dimensions



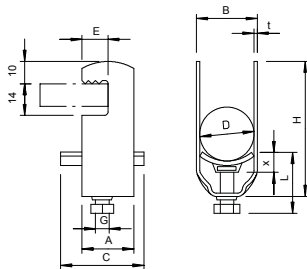
Clamp clip, single, plastic pressure trough



Type	Clamping range D mm	Pack Piece	Weight kg/100 pc.	Item no.
2056F 12 FT	8-12	100	3.700	1169122
2056F 16 FT	12-16	100	3.900	1169165
2056F 22 FT	16-22	100	4.500	1169211
2056F 28 FT	22-28	100	6.000	1169289
2056F 34 FT	28-34	100	8.740	1169343
2056F 40 FT	34-40	100	8.500	1169408
2056F 46 FT	40-46	100	10.600	1169467
2056F 52 FT	46-52	100	9.200	1169521
2056F 58 FT	52-58	50	13.050	1169580
2056F 64 FT	58-64	50	14.800	1169645

Suitable for flat, bracket and U irons of 4–12 mm material thickness.
Clip and bolt made of hot-dip galvanised steel.
Polypropylene pressure trough, halogen-free, colour light grey RAL 7035.

Dimensions



Type	Clamping range D mm	Dim. A mm	Dim. B mm	Dim. C mm	Dim. G mm	Dim. t mm	Dim. x mm	Dim. H mm	Dim. L mm	Max. torque Nm
2056F 12 FT	8-12	23	16	34	M6	1.5	5	43	34	3
2056F 16 FT	12-16	23	20	34	M6	1.5	5	47	34	3
2056F 22 FT	16-22	23	27	34	M6	1.5	5	54	34	3
2056F 28 FT	22-28	23	33	34	M6	2	5	60	34	3
2056F 34 FT	28-34	23	39	34	M8	2	5.5	68	37.5	5
2056F 40 FT	34-40	23	45	34	M8	2	5.5	74	37.5	5
2056F 46 FT	40-46	25	51	40	M8	2	5.5	80	37.5	5
2056F 52 FT	46-52	25	57	40	M8	2	6.5	86	38.5	5
2056F 58 FT	52-58	25	64	40	M8	2.5	6.5	92	38.5	5
2056F 64 FT	58-64	25	70	40	M8	2.5	6.5	98	38.5	5

Clamp clips, special application

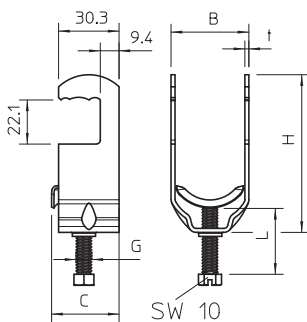
Clamp clip, single, metal pressure trough, round profiles/pipes



Type	Clamping range D mm	Pack Piece	Weight kg/100 pc.	Item no.
2056RS M 16 FT	12-16	100	4.000	1158305
2056RS M 22 FT	16-22	100	5.200	1158309
2056RS M 28 FT	22-28	100	7.500	1158313
2056RS M 34 FT	28-34	100	9.000	1158317
2056RS M 40 FT	34-40	100	10.000	1158321
2056RS M 46 FT	40-46	100	10.900	1158325
2056RS M 52 FT	46-52	100	12.200	1158329
2056RS M 58 FT	52-58	100	15.000	1158333
2056RS M 64 FT	58-64	100	16.500	1158337

Suitable for all round profile irons or pipes of diameters to 22 mm; clip, pressure trough and bolt made of steel, hot-dip galvanised; the metal troughs have strongly rounded edges on all sides, so that no damage to the cables need be feared.


Dimensions



Type	Clamping range D mm	Dim. B mm	Dim. C mm	Dim. G mm	Dim. t mm	Dim. H mm	Dim. L mm	Max. torque Nm
2056RS M 16 FT	12-16	20	28	M6	1.5	57	26	3
2056RS M 22 FT	16-22	27	28	M6	1.5	69	30	3
2056RS M 28 FT	22-28	33	28	M6	2	73	38	3
2056RS M 34 FT	28-34	39	33	M8	2	79	33	5
2056RS M 40 FT	34-40	45	33	M8	2	86	33	5
2056RS M 46 FT	40-46	51	33	M8	2	92	33	5
2056RS M 52 FT	46-52	57	33	M8	2	97	33	5
2056RS M 58 FT	52-58	64	33	M8	2.5	103	33	5
2056RS M 64 FT	58-64	70	33	M8	2.5	112	33	5








Universal counter-trough

One counter-trough for all clamp clips, fits every rail and can be combined into a double trough

- More installation space during mounting through insertion at a later date
- Retroinstallation is possible without dismantling the clamp clip
- Suitable for all clamp clips and OBO profile rails
- One type for all base shapes and clamping dimensions
- 15 variants for all applications
- High stability and sturdiness
- Patented contour on the rear side allows the combination of two counter-troughs to a double trough

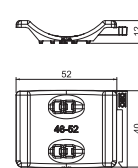


Universal counter-trough, plastic

PP



Type	Clamping range D mm	Dim. L mm	Dim. B mm	Dim. H mm	Colour	Shipping box Piece	Pack Piece	Item no.
2058UW 12 LGR	8-12	37	18.5	5.8	Light grey	1500	100	1198012
2058UW 16 LGR	12-16	37	21.5	5.8	Light grey	1600	100	1198016
2058UW 22 LGR	16-22	37	27.5	6.8	Light grey	1500	100	1198022
2058UW 28 LGR	22-28	37	33.5	8.3	Light grey	1200	100	1198028
2058UW 34 LGR	28-34	37	45.5	9.8	Light grey	1200	100	1198034
2058UW 40 LGR	34-40	37	45.5	10.8	Light grey	600	50	1198040
2058UW 46 LGR	40-46	40	51.5	11.8	Light grey	600	50	1198046
2058UW 52 LGR	46-52	40	57.5	11.8	Light grey	600	50	1198052
2058UW 58 LGR	52-58	40	63.5	11.8	Light grey	600	50	1198058
2058UW 64 LGR	58-64	40	69.5	11.8	Light grey	600	50	1198064
2058UW 70 LGR	64-70	40	75.5	12.3	Light grey	300	25	1198070
2058UW 76 LGR	70-76	40	81.5	12.3	Light grey	300	25	1198076
2058UW 82 LGR	76-82	40	87.5	12.3	Light grey	300	25	1198082
2058UW 90 LGR	82-90	40	96	12.8	Light grey	300	25	1198090
2058UW 100 LGR	90-100	40	106	12.8	Light grey	300	25	1198100



Regardless of the type of rail, the counter-trough can be used by applying it onto one side of the clamp clip. Due to an intelligent contour on the backside, the counter-trough can be combined to a double trough. Retrofitting possible without the need to dismantle.





Grip cable tidy

Cable tidy for general use, suitable for wall and ceiling mounting. The moulded fastening element can be fastened using knock-in anchors or a gas pressure nail gun.

- Wall and ceiling mounting
- Can be joined together "back to back"
- For multiple cables
- Rapid installation using the fastening element
- Ideal for retroinstallation
- Flame-resistant version, stone grey, to DIN EN 0471 / DIN IEC 695 Part 2-1, test temperature 960 °C

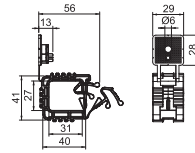


PP




Type	No. of conductors NYM 3 x 1.5	Colour	Pack Piece	Weight kg/100 pc.	Item no.
2031 10	10	Light grey	50	1.410	2205380
2031 10 SP	10	Light grey	100	1.410	2205384

Cable tidy with fastening holes of Ø 6 mm for mounting installation cables, suitable for wall and ceiling mounting. The moulded fastening element can be fastened using knock-in anchors or a gas pressure nail gun. The recommended fastening spacing when assigned fully is 50 to 60 cm.



Grip 10

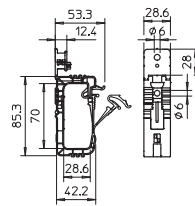


PP




Type	No. of conductors NYM 3 x 1.5	Colour	Pack Piece	Weight kg/100 pc.	Item no.
2031 20	20	Light grey	50	1.920	2205404
2031 20 SP	20	Light grey	100	1.920	2205408

Cable tidy for general use, suitable for wall and ceiling mounting. The moulded fastening element can be fastened using knock-in anchors or a gas pressure nail gun.

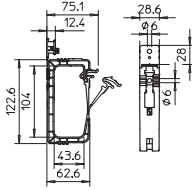



Grip 20



Grip 40

PP



Type	No. of conductors	NYM 3 x 1.5	Colour	Pack Piece	Weight kg/100 pc.	Item no.
2031 40	40		Light grey	25	3.610	2205416
2031 40 SP	40		Light grey	50	3.280	2205420

Cable tidy for general use, suitable for wall and ceiling mounting. The moulded fastening element can be fastened using knock-in anchors or a gas pressure nail gun.





Grip cable tidy, metal

E30

E90

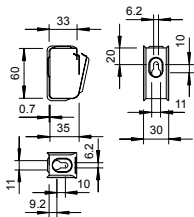


The movable closing strap means that the Grip cable tidy can be opened and closed again and again with just the application of light pressure. This means that you can remove a cable easily and at any time from fixed wall and ceiling installations, or also install a new cable at a later date.

- Ingenious design means both wall and ceiling mounting are possible
- Easy cable insertion
- Extremely sturdy click-in connector means re-installing cables is no problem
- UL-tested quality
- Also available in stainless steel qualities A2 and A4
- Tested for the maintenance of electrical functionality
- Halogen and fire load-free



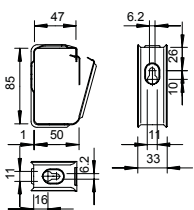
Grip, metal 15



Type	No. of conductors NYM 3 x 1.5	Shipping box Piece	Pack Piece	Weight kg/100 pc.	Item no.
2031 M 15 FS	15	50	50	3.700	2207028
2031 M 15 A2	15	50	50	3.000	2207080

Metal cable tidy for high mechanical stability, even in case of fire. Suitable for safe mounting above fire protection ceilings. Also approved as a cable-specific variant for the maintenance of electrical function to DIN 4102 part 12. For wall and ceiling mounting. Lock can be opened without tools. Detailed information on the approved routing variants can be found in the appropriate testing documentation.

Grip, metal 30



Type	No. of conductors NYM 3 x 1.5	Shipping box Piece	Pack Piece	Weight kg/100 pc.	Item no.
2031 M 30 FS	30	25	25	6.200	2207036
2031 M 30 A2	30	25	25	6.500	2207088

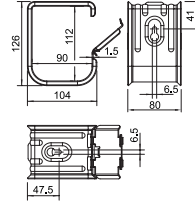
Metal cable tidy for high mechanical stability, even in case of fire. Suitable for safe mounting above fire protection ceilings. Also approved as a cable-specific variant for the maintenance of electrical function to DIN 4102 part 12. For wall and ceiling mounting. Lock can be opened without tools. Detailed information on the approved routing variants can be found in the appropriate testing documentation.





Type	No. of conductors NYM 3 x 1.5	Shipping box Piece	Pack Piece	Weight kg/100 pc.	Item no.
2031 M 70 FS	70	10	10	34.500	2207060
2031 M 70 A2	70	10	10	37.000	2207112


Metal cable tidy for high mechanical stability, even in case of fire. Suitable for safe mounting above fire protection ceilings. Also approved as a cable-specific variant for the maintenance of electrical function to DIN 4102 part 12. For wall and ceiling mounting. Lock can be opened without tools. Detailed information on the approved routing variants can be found in the appropriate testing documentation.





Pressure clip

The quicker, the better – this also applies to installations in false ceilings. The pressure clips from OBO Bettermann are made of high-quality polyamide and simplify the routing of cables under the ceiling. The pressure clip is an ideal solution for areas in which every centimetre counts. Mounting is very simple using an M6 knock-in anchor. The top impact surface simplifies contact with the impact bolt on knocking in. After mounting the cables are passed under the clips in a "lasso technique" hand movement – and that's all there is to it!



For 8 cables

For 16 cables

- Striking surface on top
- Specially adapted corrugation
- Spacer for larger cable diameters
- Connectable
- With knock-in anchor

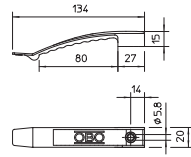
PA



Type	No. of conductors	Colour	Pack Piece	Weight kg/100 pc.	Item no.
2032	8	Light grey	50	1.371	2205017
2032 SP	8	Light grey	100	1.371	2204975

Standard version for general use, e.g. on intermediate ceilings and partition walls.
Clamping height 9 mm – with spacer 13 mm.
Fastening hole: 6 mm Ø.

Pressure clip for 8 cables



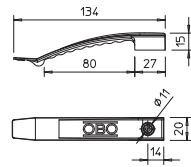
PA



Type	No. of conductors	Colour	Pack Piece	Weight kg/100 pc.	Item no.
2032 AS	8	Light grey	50	1.300	2205052

Version suitable for fixing with gas pressure nail gun (i.e. by SPIT), for example for use on intermediate ceilings and partition walls.
Clamping height: 9 mm, with spacer 13 mm.
Fastening hole: 7 mm Ø.

Pressure clip for 8 cables, connectable



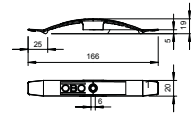
PA



Type	No. of conductors	Colour	Pack Piece	Weight kg/100 pc.	Item no.
2034	10	Light grey	50	1.169	2205041
2034 SP	10	Light grey	100	1.169	2204991

Standard version for general use, e.g. on intermediate ceilings and partition walls.
Clamping height 9 mm – with spacer 13 mm.
Fastening hole: 6 mm Ø.

Pressure clip for 10 cables



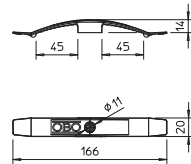
PA



Type	No. of conductors	Colour	Pack Piece	Weight kg/100 pc.	Item no.
2034 AS	10	Light grey	50	1.130	2205054

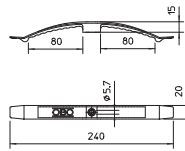
Version suitable for fixing with gas pressure nail gun (i.e. by SPIT), for example for use on intermediate ceilings and partition walls.
Clamping height: 9 mm, with spacer 13 mm.
Fastening hole: 7 mm Ø.

Pressure clip for 10 cables, connectable



Pressure clip for 16 cables

PA

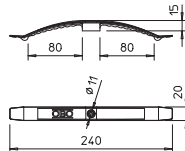


Type	No. of conductors	NYM 3 x 1.5	Colour	Pack Piece	Weight kg/100 pc.	Item no.
2033	16		Light grey	25	2.077	2205033
2033 SP	16		Light grey	100	2.077	2204983

Standard version for general use, e.g. on intermediate ceilings and partition walls.
Clamping height 9 mm – with spacer 13 mm.
Fastening hole: 6 mm Ø.

Pressure clip for 16 cables, connectable

PA

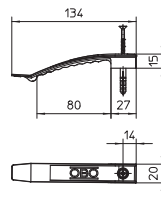


Type	No. of conductors	NYM 3 x 1.5	Colour	Pack Piece	Weight kg/100 pc.	Item no.
2033 AS	16		Light grey	25	2.100	2205053

Version suitable for fixing with gas pressure nail gun (i.e. by SPIT), for example for use on intermediate ceilings and partition walls.
Clamping height: 9 mm, with spacer 13 mm.
Fastening hole: 7 mm Ø.

Pressure clip with knock-in anchor, for 8 cables

PA



Type	No. of conductors	NYM 3 x 1.5	Colour	Pack Piece	Weight kg/100 pc.	Item no.
2032 SD	8		Light grey	50	1.791	2204800
2032 SD SP	8		Light grey	100	1.791	2204851

With pre-mounted knock-in anchor, 6 mm Ø.
Required drill hole depth 50 mm.
Clamping height 9 mm – with spacer 13 mm.
Fastening hole 6 mm Ø.

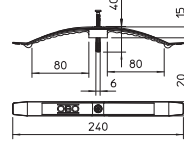
PA



Pressure clip with knock-in anchor, for 16 cables

Type	No. of conductors	Colour	Pack Piece	Weight kg/100 pc.	Item no.
2033 SD	16	Light grey	25	2.515	2204819
2033 SD SP	16	Light grey	100	2.515	2204878

With pre-mounted knock-in anchor, 6 mm Ø.
 Required drill hole depth 50 mm.
 Clamping height 9 mm – with spacer 13 mm.
 Fastening hole 6 mm Ø.





Metal pressure clip



E30

E90

The metal pressure clip is halogen- and fire load-free, and maintains a good mechanical stability even in fires. The pressure clip is also approved as a cable-specific variant for maintenance of electrical function to DIN 4102 Part 12. In pressure clips with larger cross-sections, the spacer 2033 D 15 x 3 G (must be ordered separately) increases the clamping height from 10 to 13 mm. The pressure clips are suitable for fireproof mounting above suspended fire protection ceilings in accordance with DIN 4102.

- Easy ceiling installation, tested for the maintenance of electrical functionality
- Simple reinstallation of cables
- 3 sizes to fit either 8, 10 or 16 cables (NYM 3x1.5 mm²)
- Halogen and fire load-free

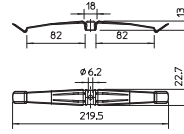
VA 2B



Type	No. of conductors NYM 3 x 1.5	Pack Piece	Weight kg/100 pc.	Item no.
2033 M A2	16	25	2.310	2204000

The metal pressure clip is halogen and fire load-free, and maintains a good mechanical stability even in fires. The pressure clip is also approved as a cable-specific variant for the maintenance of electrical functionality to DIN 4102 Part 12. The spacer 2033 D 15 x 3 G (must be ordered separately) increases the clamping height of pressure clips from 10 to 13 mm. The pressure clips are suitable for fireproof mounting above suspended fire protection ceilings in accordance with DIN 4102.

Pressure clip for 16 cables



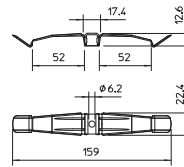
VA 2B



Type	No. of conductors NYM 3 x 1.5	Pack Piece	Weight kg/100 pc.	Item no.
2034 M A2	10	50	1.860	2204010

The metal pressure clip is halogen and fire load-free, and maintains a good mechanical stability even in fires. The pressure clip is also approved as a cable-specific variant for the maintenance of electrical functionality to DIN 4102 Part 12. The spacer 2033 D 15 x 3 G (must be ordered separately) increases the clamping height of pressure clips from 10 to 13 mm. The pressure clips are suitable for fireproof mounting above suspended fire protection ceilings in accordance with DIN 4102.

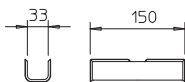
Pressure clip for 10 cables



Long troughs

Long trough for Grip cable tidy metal 15

St FS



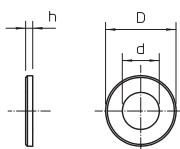

Type	Pack Piece	Weight kg/100 pc.	Item no.
2031 LW15	25	8.200	2207184

Long trough for cable tidy type 2031/M15, for the maintenance of electrical function as cable-specific mounting variant.

Spacers

Spacer

St G



Type	Dim. D mm	Dim. d mm	Dim. mm	Pack Piece	Weight kg/100 pc.	Item no.
2033 D 15x3 G	15	6.4	3	50	0.340	2205097

To increase the clamping height of pressure clips from 10 to 13 mm for large cable cross-sections.













Anchors and fastening systems



Anchors and fastening systems

	Metal anchor	308
	Injection anchors	316
	Accessories, anchors	318
	Bolts	322
	Washers and nuts	330
	Hook	336
	Cable tie	338
	Fastening strips	340



Universal anchor

PE

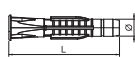


Type	Item no.
910 FX 5x25	2347580
910 FX 6x30	2347582
910 FX 8x40	2347584
910 FX 10x50	2347586
910 FX 12x60	2347588

Also suitable as a cavity anchor, with collars to prevent slipping. 3 tabs take up the torque.
 Required minimum bolt length = anchor length + component thickness + 1 x bolt Ø.
 Withdrawal force applies to wood screws of the largest bolt diameter in concrete of class B25.
 Our safety value recommendation: 5x

All-purpose anchor

PA

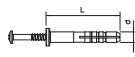


Type	Dowel Ø mm	Dim. L mm	Wood screws Ø mm	Pack Piece	Weight kg/100 pc.	Item no.
910 AZK 5x31	5	31	34	100	0.036	2348120
910 AZK 6x38	6	38	4-5	100	0.063	2348122
910 AZK 8x51	8	51	5-6	100	0.106	2348124
910 AZK 10x61	10	61	7-8	50	0.260	2348126
910 AZK 12x71	12	71	8-10	25	0.370	2348128

Also suitable as a cavity anchor, with collar to prevent slipping. 3 tabs take up the torque.
 Required minimum screw length = anchor length + component thickness + 1 x screw Ø.
 Withdrawal force applies to wood screws of the largest bolt diameter in concrete of class B25.
 Our safety value recommendation: 5x

Knock-in anchor

PA

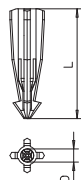


Type	Dowel Ø mm	Length mm	Pull-out force N min/concrete	Pack Piece	Weight kg/100 pc.	Item no.
910 SD 5X35	5	35	220	100	0.360	2351021
910 SD 6X35	6	35	260	100	0.310	2351056
910 SD 6X40	6	40	260	100	0.555	2351064
910 SD 8X55	8	55	350	50	1.070	2351099

Knock-in anchor: steel, electrogalvanised and transparently passivated.

Gas concrete anchor

PA



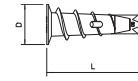
Type	Dim. D mm	Dim. L mm	Colour	Pack Piece	Weight kg/100 pc.	Item no.
910 GD 6x35	6	35	Light grey	100	0.094	2347229
910 GD 8x50	8	50	Light grey	50	0.263	2347261

The anchor can be knocked directly into the porous concrete (gas concrete resistance class G2). With a resistance class of G4 or greater, a 5 or 6 mm hole should be pre-drilled.
 Screw length: Component thickness + 40 mm (6 mm) / 55 mm (8 mm).

Zn

Plasterboard anchor

Type	Dim. D mm	Dim. L mm	Perm. load range, tension zone kN	Pack Piece	Weight kg/100 pc.	Item no.
910 GKDM 12x30	12	30	0.04	100	0.400	3483214

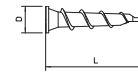


To fasten components to plasterboard or fibre composite plates.
Minimum plate thickness: 12 mm.
For Ø 4.5 Golden Sprint or Sprint screws.

Zn

Plasterboard anchor

Type	Dim. D mm	Dim. L mm	Perm. load range, tension zone kN	Pack Piece	Weight kg/100 pc.	Item no.
910 GKSM 6x25	7.5	26.4	0.04	100	0.160	3483239



To fasten components to plasterboard or fibre composite plates.
Min. plate thickness: 5 mm.

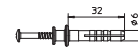
Double-flange anchor

PA



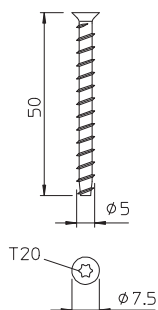
Double-flange anchor

Type	Dowel Ø mm	Length mm	Drill hole depth mm	Shipping box Piece	Pack Piece	Weight kg/100 pc.	Item no.
910 DF 6x35	6	35	40	1200	100	0.425	2347407



Knock-in anchor: steel, tempered, electrogalvanised and transparently passivated.

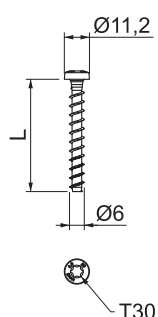

MMS-plus KS countersunk head tie, for cable clip



Type	Dimension mm	Anchor length mm	Drill hole			Screw system	Pack Piece	Weight kg/100 pc.	Item no.
			Ø mm	Head Ø mm	mm				
MMS+ KS 5x50	5x50	50	4	7.5	Torx	200	0.460	3498204	

Bolt tie for direct mounting without additional anchors in concrete and masonry. With small countersunk head to fasten cable clips through the threaded foot. Load-bearing capacities under fire loads proven up to fire resistance class R120.

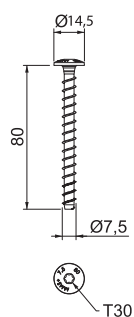
MMS-plus P round head tie, with panhead



Type	Dimension mm	Screw system	Anchor length mm	Drill hole		Pack Piece	Weight kg/100 pc.	Item no.
				Ø mm	Head Ø mm			
MMS+ P 6x35	6x35	Torx	35	5	11.2	100	0.900	3498103
MMS+ P 6x40	6x40	Torx	40	5	11.2	100	1.000	3498105
MMS+ P 6x50	6x50	Torx	50	5	11.2	100	1.000	3498108

Bolt tie for direct mounting without additional anchors in cracked and uncracked concrete and masonry. With round head for universal fastenings. Torx drive T30. Construction product tested according to EAD and CE mark, with European Technical Assessment (ETA) and proof of suitability. Load-bearing capacities under fire loads proven up to fire resistance class R120.

MMS-plus P round head tie, with panhead



Type	Dimension mm	Anchor length mm	Drill hole			Screw system	Pack Piece	Weight kg/100 pc.	Item no.
			Ø mm	Head Ø mm	mm				
MMS+ P 7.5x80	7.5x80	80	6	14.5	Torx	50	1.600	3498272	

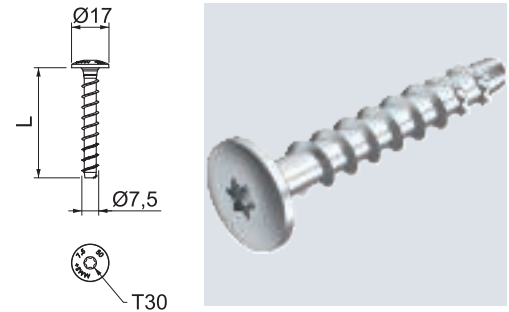
Bolt tie for direct mounting without additional anchors in cracked and uncracked concrete and masonry. With round head for universal fastenings. Torx drive T30. Construction product tested according to EAD and CE mark, with European Technical Assessment (ETA) and proof of suitability. Load-bearing capacities under fire loads proven up to fire resistance class R120.



MMS-plus MS mounting rail tie, with flat pan-head

Type	Dimension mm	Anchor length mm	Drill hole Ø mm	Head Ø mm	Screw system	Pack Piece	Weight kg/100 pc.	Item no.
MMS+ MS 7.5x50	7,5x50	50	6	17	Torx	100	1.500	3498261
MMS+ MS 7.5x60	7,5x60	60	6	17	Torx	50	1.800	3498262

Bolt tie for direct mounting without additional anchors in cracked and uncracked concrete and masonry. With large round head to fasten mounting and profile rails. Torx drive T30. Construction product tested according to EAD and CE mark, with European Technical Assessment (ETA) and proof of suitability. Load-bearing capacities under fire loads proven up to fire resistance class R120.



VA

MMS-plus P round head tie, with panhead, made of A4 stainless steel

Type	Dimension mm	Drill hole Ø mm	Head Ø mm	Screw system	Pack Piece	Weight kg/100 pc.	Item no.
MMS+ P 7.5x75 A4	7,5x75	6	14.5	Torx	50	1.900	3498274

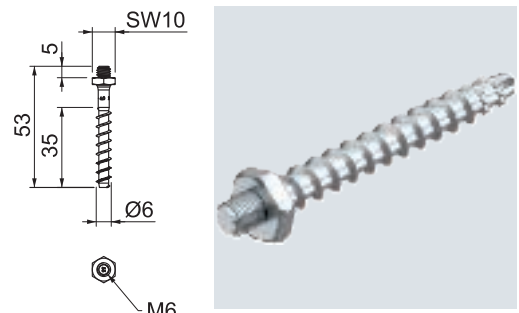
Stainless steel screw-in anchor for direct mounting without additional anchors in cracked and uncracked concrete and masonry. With round head for universal fastenings in wet rooms and outdoor areas. Torx drive T30. Construction product tested according to EAD and CE mark, with European Technical Assessment (ETA) and proof of suitability. Load-bearing capacities under fire loads proven up to fire resistance class R120.



MMS-plus ST push-in tie, with connection thread

Type	Dimension mm	Drill hole Ø mm	Thread	SW mm	Pack Piece	Weight kg/100 pc.	Item no.
MMS+ ST 6x55	6x55	5	M6	10	100	1.030	3498264

Bolt tie for direct mounting without additional anchors in cracked and uncracked concrete and masonry. M6 connection thread for fastening clips with threaded foot. Construction product tested according to EAD and CE mark, with European Technical Assessment (ETA) and proof of suitability. Load-bearing capacities under fire loads proven up to fire resistance class R120.



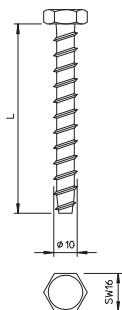
MMS-plus I internal thread tie, with combination thread sleeve

Type	Dimension mm	Dim. L mm	Drill hole Ø mm	Thread	SW mm	Pack Piece	Weight kg/100 pc.	Item no.
MMS+ I 7.5x40	7,5x40	40	6	M8/M10	13	40	3.810	3498266
MMS+ I 7.5x60	7,5x60	60	6	M8/M10	13	40	4.230	3498268

Bolt tie for direct mounting without additional anchors in cracked and uncracked concrete and masonry. With M8/M10 combination thread sleeve for fastening threaded rods. Construction product tested according to EAD and CE mark, with European Technical Assessment (ETA) and proof of suitability. Load-bearing capacities under fire loads proven up to fire resistance class R120.



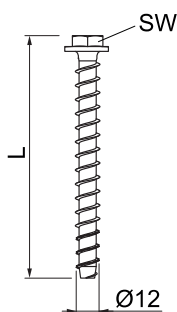
MMS-plus SS hexagonal tie, with pressed washer



Type	Dimension mm	Dim. L mm	Drill hole		Pack Piece	Weight kg/100 pc.	Item no.
			Ø mm	SW mm			
MMS+ SS 10x80	10x80	80	8	13	25	4.000	3498124
MMS+ SS 10x100	10x100	100	8	13	25	4.800	3498159

Bolt tie for direct mounting without additional anchors in cracked and uncracked concrete and masonry. With hex head drive and pressed washer to accept large loads. Suitable for fastening suspended loads from suspended supports and wall brackets. Construction product tested according to EAD and CE mark, with European Technical Assessment (ETA) and proof of suitability. Load-bearing capacities under fire loads proven up to fire resistance class R120.

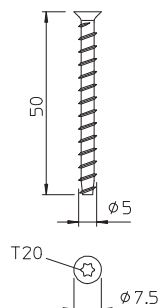
MMS-plus hexagonal tie, with pressed washer



Type	Dimension mm	Dim. L mm	Drill hole		Pack Piece	Weight kg/100 pc.	Item no.
			Ø mm	SW mm			
MMS+ SS 12x100	12x100	100	10	15	25	7.800	3498170
MMS+ SS 12x120	12x120	120	10	15	25	8.900	3498172
MMS+ SS12x105 A4	12x105	105	10	15	25	8.200	3498174
MMS+ SS12x120 A4	12x120	120	10	15	25	9.400	3498176

Stainless steel screw-in anchor for direct mounting without additional anchors in cracked and uncracked concrete and masonry. With hex head drive and pressed washer to accept large loads. Suitable for fastening suspended loads from suspended supports and wall brackets in wet rooms and in outdoor areas. Construction product tested according to EAD and CE mark, with European Technical Assessment (ETA) and proof of suitability. Load-bearing capacities under fire loads proven up to fire resistance class R120.

MMS-plus KS countersunk head tie, for cable clip



Type	Dimension mm	Anchor length mm	Drill hole			Pack Piece	Weight kg/100 pc.	Item no.
			Ø mm	Head Ø mm	Screw system			
MMS+ KS 5x50	5x50	50	4	7.5	Tax	200	0.460	3498204

Bolt tie for direct mounting without additional anchors in concrete and masonry. With small countersunk head to fasten cable clips through the threaded foot. Load-bearing capacities under fire loads proven up to fire resistance class R120.

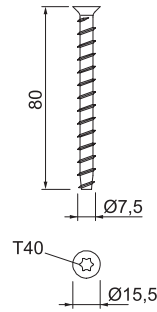
St



MMS-plus F countersunk head tie

Type	Dimension mm	Drill hole Ø mm	Head Ø mm	Screw system	Pack Piece	Weight kg/100 pc.	Item no.
MMS+ F 7.5x80	7,5x80	6	15,5	Torx	50	2.000	3498160

Bolt tie for direct mounting without additional anchors in cracked and uncracked concrete and masonry. With countersunk head for universal fastenings. Torx drive T40. Construction product tested according to EAD and CE mark, with European Technical Assessment (ETA) and proof of suitability. Load-bearing capacities under fire loads proven up to fire resistance class R120.



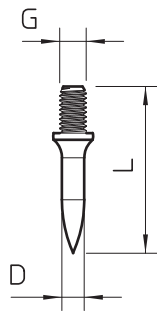
Knock-in anchor

St

G

Type	Shank length mm	Dim. L mm	Dim. D mm	Dim. G mm	Pack Piece	Weight kg/100 pc.	Item no.
903 15 G	15	23	4	M6	100	0.330	3100154
903 18 G	18	26	4	M6	100	0.360	3100189
903 25 G	25	33	4	M6	100	0.404	3100251
903 30 G	30	38	4	M6	100	0.470	3100308
903 40 G	40	48	4	M6	100	0.571	3100405

Hardened steel, electrogalvanised with M6 x 8 mm thread.

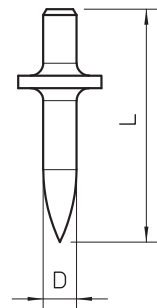


OBO anchor

St

Type	Shank length mm	Dim. L mm	Dim. D mm	Pack Piece	Weight kg/100 pc.	Item no.
903 RB 15	15	21	4	200	0.295	3105016
903 RB 18	18	24	4	200	0.348	3105024
903 RB 22	22	30	4	200	0.325	3105032

Hardened steel, shiny without thread.



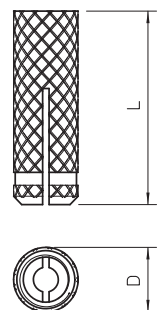
OBO anchor

Anchor, light-duty fastening

CuZn 37

Type	Thread	Drill hole depth mm	Length mm	Drill hole Ø mm	Pull-out value N	Pack Piece	Weight kg/100 pc.	Item no.
865 M8x30	M8	41	30	11	7000	100	0.867	3483088
865 M10x34	M10	53	34	12	9000	100	1.315	3483096

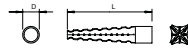
Areas of application: full brick, concrete, wood. Ideally suited for areas exposed to high temperatures.



Brass spreading anchor

Metal spreading anchor

St GTP



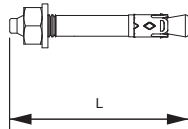
Type	Dim.	Dim.	Drill	Pack	Weight	Item no.
	D	L	hole			
	mm	mm	Ø mm	Piece	kg/100 pc.	
MD 5 GTP	5	30	5-7	200	0.190	3484602
MD 6 GTP	6	32	7-9	100	0.250	3484629

Areas of application: gas concrete, lightweight concrete, Poroton, pumice, plaster, hollow brick and full brick. Can be knocked into porous concrete (gas concrete) of low resistance without drilling. Superbly suited for areas subjected to high temperatures.

Anchor, heavy-duty fastening

St G

Nail anchor N with thread



Type	Thread	Drill	Drill	Clamping	Dim.	Pack	Weight	Item no.
		hole	hole					
		Ø	depth	range	L	Piece	kg/100 pc.	
N 6-5-10/49	M6	6	40	5-10	49	100	1.160	3498396

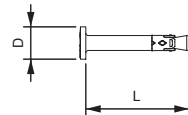
The nail anchor N can be used for multiple fastenings of non-load-bearing systems and in cracked and non-cracked concrete, thereby combining the benefits of a bolt tie with even easier mounting.

The nail tie only needs to be hammered into the drill hole. It is not necessary to apply torque subsequently. When the load occurs, the nail tie spreads itself and bolts itself in the drill hole.

European Technical Approval ETA-11/0240, including characteristic values under fire exposure to fire resistance R 120.

Nail anchor N-K with nail head

St G



Type	Drill	Drill	Clamping	Dim.	Dim.	Pack	Weight	Item no.
	mm	mm	mm	L	D	Piece	kg/100 pc.	
N-K 6-5-10/44	6	40	5-10	44	13	100	1.135	3498390

The nail anchor N-K can be used for multiple fastenings of non-load-bearing systems and in cracked and non-cracked concrete, thereby combining the benefits of a bolt tie with even easier mounting. The nail anchor only needs to be hammered into the drill hole. When the load occurs, the nail anchor spreads itself and bolts itself in the drill hole.

European Technical Approval ETA-11/0240, including characteristic values under fire exposure to fire resistance R 120.

St G

Type	Drill hole Ø mm	Drill hole depth mm	Thread	Dim. L mm	Pack Piece	Weight kg/100 pc.	Item no.
BZ10-100-120/180	10	75	M10	180	25	10.320	3498342
BZ 10-150/230	10	75	M10	230	25	13.600	3498344
BZ 12-15-35/110	12	90	M12	110	25	10.320	3498350

Bolt tie BZ for the anchoring of medium-duty to heavy-duty loads, both in cracked and non-cracked concrete. It combines high approved loads with small edge distances and axial spacings.

European Technical Approval ETA-99/0010, including characteristic values under fire exposure to fire resistance R 120.

Proof of suitability in the case of seismic impacts, categories C1 and C2.

Shock approval by the Federal Office for Civil Protection in Bern, Switzerland.



Bolt tie BZ

A4 2B

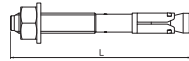
Type	Drill hole Ø mm	Drill hole depth mm	Thread	Dim. L mm	Pack Piece	Weight kg/100 pc.	Item no.
BZ12-15-35/110A4	12	90	M12	110	25	10.440	3498352

Bolt tie BZ for the anchoring of medium-duty to heavy-duty loads, indoors and outdoors, both in cracked and non-cracked concrete. It combines high approved loads with small edge distances and axial spacings.

European technical approval ETA-99/0010, including characteristic values under fire exposure to fire resistance R 120.

Proof of suitability in the case of seismic impacts, categories C1 and C2.

Shock approval by the Federal Office for Civil Protection in Bern, Switzerland.



Bolt tie BZ

St G

Type	Drill hole Ø mm	Drill hole depth mm	Thread	Dim. L mm	Pack Piece	Weight kg/100 pc.	Item no.
BZ-U 8-10-21/75	8	60	M8	75	50	3.460	3498320
BZ-U 8-30-41/95	8	60	M8	95	50	4.010	3498326
BZ-U 10-10-30/90	10	75	M10	90	50	6.720	3498334
BZ-U10-30-50/110	10	75	M10	110	25	7.900	3498340

Bolt tie BZ for the anchoring of medium-duty to heavy-duty loads, both in cracked and non-cracked concrete. It combines high approved loads with small edge distances and axial spacings.

European Technical Approval ETA-99/0010, including characteristic values under fire exposure to fire resistance R 120.

Proof of suitability in the case of seismic impacts, categories C1 and C2.

Shock approval by the Federal Office for Civil Protection in Bern, Switzerland.



Bolt tie BZ-U

A4 2B

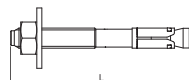
Type	Drill hole Ø mm	Drill hole depth mm	Thread	Dim. L mm	Pack Piece	Weight kg/100 pc.	Item no.
BZ-U8-10-21/75A4	8	60	M8	75	50	3.460	3498322
BZ-U8-30-41/95A4	8	60	M8	95	50	4.090	3498328
BZU10-10-30/90A4	10	75	M10	90	50	6.740	3498336

Bolt tie BZ for the anchoring of medium-duty to heavy-duty loads, indoors and outdoors, both in cracked and non-cracked concrete. It combines high approved loads with small edge distances and axial spacings.

European Technical Approval ETA-99/0010, including characteristic values under fire exposure to fire resistance R 120.

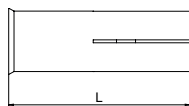
Proof of suitability in the case of seismic impacts, categories C1 and C2.

Shock approval by the Federal Office for Civil Protection in Bern, Switzerland.



Bolt tie BZ-U

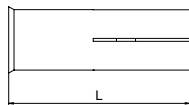
Impact tie, version with collar



Type	Thread	Drill hole Ø mm	Drill hole depth mm	Dim. L mm	Perm. load range, tension zone kN	Pack Piece	Weight kg/100 pc.	Item no.
ES M 10x30	M10	12	30	30	2	50	1.800	3492032
ES M 6x25	M6	8	25	25	1.7	100	0.600	3492018
ES M 8x25	M8	10	25	25	1.9	100	1.000	3492020
ES M 8x30	M8	10	30	30	1.7	100	1.100	3492023
ES M 10x25	M10	12	25	25	2.1	50	1.400	3492022
ES M 10x40	M10	12	40	40	2	50	2.100	3492024
ES M 12x25	M12	15	25	25	2.1	50	2.200	3492025
ES M 12x50	M12	15	50	50	2.4	50	4.100	3492026

Impact tie for single fastening of non-load-bearing systems in non-cracked concrete as well as for multiple fastening in cracked and non-cracked concrete.
 Tested to fire protection standards, fire resistance class R 120 according to European Technical Approval ETA-02/0020 (option 7) and European Technical Approval ETA-05/0116.
 Mounting with marking and setting tool.

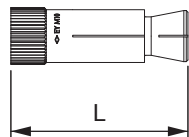
Impact tie, version with collar



Type	Thread	Drill hole Ø mm	Drill hole depth mm	Dim. L mm	Perm. load range, tension zone kN	Pack Piece	Weight kg/100 pc.	Item no.
ES M 8x30 A4	M8	10	30	30	1.7	50	1.100	3492003
ES M 10x40 A4	M10	12	40	40	2	50	2.000	3492008
ES M 12x50 A4	M12	15	50	50	2.4	50	4.300	3492012

Impact tie for single fastening of non-load-bearing systems in non-cracked concrete as well as for multiple fastening in cracked and non-cracked concrete.
 Tested to fire protection standards, fire resistance class R 120 according to European Technical Approval ETA-02/0020 (option 7) and European Technical Approval ETA-05/0116.
 Mounting with marking and setting tool.

Hollow core anchor Easy



Type	Thread	Drill hole Ø mm	Dim. L mm	Pack Piece	Weight kg/100 pc.	Item no.
Easy M6	M6	10	40	50	1.000	3498768
Easy M8	M8	12	44	25	1.500	3498770
Easy M10	M10	16	53	25	3.320	3498774
Easy M12	M12	18	58	25	4.230	3498776

Hollow core anchor "Easy" for mounting in prestressed hollow concrete slabs. When the screw or the nut is tightened, the cone is released from the anchor sleeve and pulled into it. This makes the anchor expand in the hollow space, thereby creating firm lock. The hollow core anchor can also be used when the expansion area is not located in the cavity.
 The fastening of the component can be done with standard screws and threaded rods.
 General type approval Z-21.1-1785 granted by the German Institute for civil engineering (DIBt), Berlin, including permissible loads when exposed to fire up to a fire resistance duration of 120 minutes.

St G

DIBt 

Porous concrete anchor with external thread

Type	Thread	Fix- ture thick- ness mm	Dim. L mm	Pack Piece	Weight kg/100 pc.	Item no.
PBD M6x10	M6	10	86	25	4.900	3497600
PBD M8x10	M8	10	88	25	7.600	3497608
PBD M10x10	M10	10	90	25	11.400	3497616

Steel spreading anchor tested for fire protection properties and approved for use in porous concrete.

Version with external thread. Suitable for fire loads of up to 120 minutes, please refer to the general construction approval for the load values (applies to porous concrete of resistance classes of min. 3.3).

A setting tool is required for mounting.



St G

DIBt 

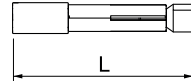
Porous concrete anchor with internal thread

Type	Thread	Dim. L mm	Pack Piece	Weight kg/100 pc.	Item no.
PBD i M6	M6	82	25	4.500	3497700
PBD i M8	M8	82	25	6.200	3497702
PBD i M10	M10	92	25	9.300	3497704
PBD i M12	M12	92	25	8.900	3497706

Steel spreading anchor tested for fire protection properties and approved for use in porous concrete.

Version with internal thread. Suitable for fire loads of up to 120 minutes, please refer to the general construction approval for the load values (applies to porous concrete of resistance classes of min. 3.3).

A setting tool is required for mounting.



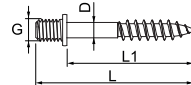
Screw-in anchor

St G

Screw-in anchor with M6 thread

Type	Dim. G mm	Dim. D mm	Dim. L1 mm	Dim. L mm	Pack Piece	Weight kg/100 pc.	Item no.
985 M6 25	M6	4.3	25	35	100	0.412	3133028
985 M6 35	M6	4.3	35	45	100	0.533	3133036

With wood screw shank and M6 thread.

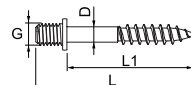


St G

Screw-in anchor with M8 thread

Type	Dim. G mm	Dim. D mm	Dim. L1 mm	Dim. L mm	Pack Piece	Weight kg/100 pc.	Item no.
985 M8 35	M8	5.2	35	47	100	0.950	3133230

With wood screw shank and M8 thread.



Injection mortar in cartridge, 280 ml



Type	Contents ml	Pack Piece	Weight kg/100 pc.	Item no.
VMU plus 280	280	1	56.000	3497800

Styrene-free, vinyl ester composite mortar for spread-free anchoring of high loads with threaded anchor rods. Coaxial cartridge, including 1 mixing tube, to be worked with the standard cartridge gun or VM-P 345 Profi.

European Technical Assessment for cracked and uncracked concrete, as well as for masonry of full and hollow brick. Earthquake-proof in concrete according to Category C1. Fire protection approval for concrete and masonry with fire resistance classes up to 120 minutes.

Substrate temperature during processing $-10\text{ }^{\circ}\text{C}$ to $+40\text{ }^{\circ}\text{C}$ (concrete), ambient temperature after complete hardening $-40\text{ }^{\circ}\text{C}$ to $+120\text{ }^{\circ}\text{C}$ (in concrete). Will keep for at least 18 months if stored in a dark, cool and dry place.

The injection mortar has a European Technical Approval (ETA) for cracked and uncracked concrete, as well as for masonry of full or hollow brick. It is earthquake-proof according to performance category C1 and has fire protection approvals for concrete and masonry with a fire resistance class up to 120 minutes.

Injection mortar in cartridge, 420 ml



Type	Contents ml	Pack Piece	Weight kg/100 pc.	Item no.
VMU plus 420	420	1	83.000	3497803

Styrene-free, vinyl ester composite mortar for spread-free anchoring of high loads with threaded anchor rods. Coaxial cartridge, including one mixing tube, to be worked with the pressing gun, type VM-P 380 Profi.

European Technical Assessment for cracked and uncracked concrete, as well as for masonry of full and hollow brick. Earthquake-proof in concrete according to Category C1. Fire protection approval for concrete and masonry with fire resistance classes up to 120 minutes.

Substrate temperature during processing $-10\text{ }^{\circ}\text{C}$ to $+40\text{ }^{\circ}\text{C}$ (concrete), ambient temperature after complete hardening $-40\text{ }^{\circ}\text{C}$ to $+120\text{ }^{\circ}\text{C}$ (in concrete). If stored in a dark, cool and dry place, will keep for at least 18 months.





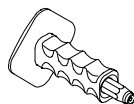
Flattener



Type	Dim.		Size	Pack Piece	Weight kg/100 pc.	Item no.
	L mm	D mm				
915 S M6	135	14	M6	1	17.000	3031012

Flattener for OBO anchors 903 with M6 thread.

Flattener with hand protection



Type	Pack Piece	Weight kg/100 pc.	Item no.
915 RBS M4	1	52.000	3031500

Flattener with hand protection for OBO anchors 903/RB Ø 4 mm and also for OBO anchors 904 with M4 thread.

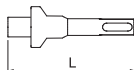
Setting tool for hand hammer



Type	Size	Pack Piece	Weight kg/100 pc.	Item no.
EWP 6x10	M6x10	1	32.500	3497640
EWP 8x10	M8x10	1	39.800	3497648
EWP 10x10	M10x10	1	47.600	3497656

Setting tool PBD porous concrete anchors – for hand hammer.

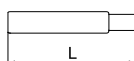
Setting tool for rotary hammer



Type	Size	Pack Piece	Weight kg/100 pc.	Item no.
SDS-EWP 8x10	M8x10	1	26.000	3497676
SDS-EWP 10x10	M10x10	1	25.600	3497684

Setting tool for PBD porous concrete anchors – for rotary hammer with SDS seat.

Setting tool for hand hammer



Type	Size	Pack Piece	Weight kg/100 pc.	Item no.
EWP 6 i	M6x10	1	30.000	3497720
EWP 8 i	M8x10	1	37.100	3497722
EWP 10 i / 12 i	M10/M12x10	1	44.800	3497724

Setting tool for PBDi porous concrete anchors – for hand-hammer.

Pressing gun for 10:1 coaxial cartridges

Type	Pack Piece	Weight kg/100 pc.	Item no.
VM-P 380 Profi	1	110.000	3497909

High-quality 2-component cartridge pistol. The parallel movement of the outlet to the holding grip ensures easy working. Suitable for the injection mortar type VMU plus 420.



Pressing gun for standard cartridges and side-by-side cartridges

Type	Pack Piece	Weight kg/100 pc.	Item no.
VM-P 345 Profi	1	100.000	3497906

Side-by-side cartridge pistol for the use of standard cartridges or side-by-side cartridges. The cartridge pistol is suitable for the injection mortar VMU plus 280 and can also be used with normal 300 ml cartridges.



Blow pump

Blow pump for drill holes

Type	Pack Piece	Weight kg/100 pc.	Item no.
VM-AP 360	1	27.000	3497912

Manual pump with 750 ml air volume for blowing out drill holes according to anchor approval.



Mixer tubes

PA

Mixer pipe for mortar cartridge

Type	Pack Piece	Weight kg/100 pc.	Item no.
VM-X	12	1.000	3497981

Mixing tubes for attachment to the cartridges of the VMU plus injection mortar system.



Anchor rod

St G



Type	Dim. L mm	Dim. d mm	Thread	SW mm	Pack Piece	Weight kg/100 pc.	Item no.
VMU-A 8-110vz	110	6.5	M8	13	10	4.350	3497820
VMU-A 10-130vz	130	8.2	M10	17	10	8.150	3497822
VMU-A 10-150vz	150	8.2	M10	17	10	9.150	3497824
VMU-A 12-155vz	155	9.9	M12	19	10	13.850	3497826
VMU-A 8-110A4	110	6.5	M8	13	10	4.350	3497830
VMU-A 10-130A4	130	8.2	M10	17	10	8.150	3497832
VMU-A 12-155A4	155	9.9	M12	19	10	13.850	3497834

With the anchor rod and matching plastic wire sleeve, loads are fastened without spreading pressure in masonry walls using the VMS plus injection mortar. The system is also used for fastening in concrete ceilings. On concrete and full brick walls, the anchor rod is only mounted with the injection mortar VMU plus, without a wire sleeve.

The anchor rod VMU-A 8x110 mm is mounted using the plastic wire sleeve VM-SH 12x80 or VM-SH 16x85.

The anchor rod VMU-A 10x130 mm is mounted using the plastic wire sleeve VM-SH 16x85.

The anchor rod VMU-A 10x150 mm is mounted using the plastic wire sleeve VM-SH 16x85 or VM-SH 16x130.

The anchor rod VMU-A 12x155 mm is mounted using the plastic wire sleeve VM-SH 20x85.

Use the wire sleeve VMU-SH 12x50 for the anchor rods M6 (L=65 mm) and M8 (L=65 mm). Should the anchor rods M8 (L=120 mm), M10 (L=140 mm), M10 (L=160 mm) and M12 (L=165 mm) be used, then use the wire sleeve VMU-SH 18x95.

Cleaning brush

St G



Type	Dia-meter mm	Length mm	Thread	Pack Piece	Weight kg/100 pc.	Item no.
RB 10 M 6	10	130	M6	1	5.000	3497870
RB 12 M 6	12	140	M6	1	5.000	3497872
RB 14 M 6	14	180	M6	1	5.000	3497874
RB 16 M 6	16	190	M6	1	5.000	3497875
RB 18 M 6	18	200	M6	1	5.000	3497876
RB 20 M 6	20	220	M6	1	5.000	3497878

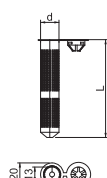
Using the steel wire brush, drill holes must be mechanically cleaned according to the anchor approval, in order to obtain a clean adhesion substrate for the injection mortar.

The steel wire brush is fixed to an SDS adapter with a threaded connection, in order to clean the drill holes with a drill.

Sleeves

PA

Plastic wire sleeve



Type	Dim. L mm	Dim. d mm	SW mm	Pack Piece	Weight kg/100 pc.	Item no.
VMU-SH 12x80	80	12		10	0.200	3497860
VMU-SH 16x85	85	16		10	0.300	3497862
VMU-SH 16x130	130	16		10	0.400	3497864
VMU-SH 20x85	85	20		10	0.400	3497866

The plastic wire sleeve is a supplement to the anchor rod or internal thread sleeve and is used to install components on masonry.

The plastic wire sleeve VM-SH 12x80 is mounted with the anchor rod VMU-A 8x110.

The plastic wire sleeve VM-SH 16x85 is mounted with the anchor rods VMU-A 10x130 and VMU-A 10x150 or the internal thread sleeve VMU-IG M6x80.

The plastic wire sleeve VM-SH 16x130 is mounted with the anchor rod VMU-A 10x150.

The plastic wire sleeve VM-SH 20x85 is mounted with the anchor rod VMU-A 12x155 or the internal thread sleeve VMU-IG M8x80 and VMU-IG M10x80.

St

SDS adapter

Type	Pack Piece	Weight kg/100 pc.	Item no.
RBL M6 SDS	1	6.000	3497915

Adapter for accepting steel wire brushes for mechanical cleaning of drill holes according to the anchor approval. Suitable for drills with SDS seat.



Extensions

St

SDS extension

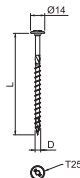
Type	Length mm	Pack Piece	Weight kg/100 pc.	Item no.
RB-L 150 M6	150	1	9.700	3497932

Extension with internal and external M6 thread for the connection of the SDS adapter with steel wire brush in difficult to access drill holes.



Flange head-screw HT 6

St G

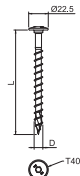


Type	Dim.		Head Ø	Screw system	Pack Piece	Weight kg/100 pc.	Item no.
	D mm	L mm					
HT 6x60 TD	6	60	14	Torx	200	0.850	3498130
HT 6x80 TD	6	80	14	Torx	100	1.100	3498132
HT 6x100 TD	6	100	14	Torx	100	1.300	3498134
HT 6x120 TD	6	120	14	Torx	100	1.300	3498136

Self-tapping wood screw for fireproof fastening of cable systems for the maintenance of electrical function according to DIN 4102 Part 12 on supporting wooden structures. The flange head shape allows installation without an additional washer.

Flange head-screw HT 10

St G



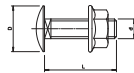
Type	Dim.		Head Ø	Screw system	Pack Piece	Weight kg/100 pc.	Item no.
	D mm	L mm					
HT 10x80 TD	10	80	22.5	Torx	50	3.100	3498140
HT 10x100 TD	10	100	22.5	Torx	50	3.700	3498142
HT 10x120 TD	10	120	22.5	Torx	50	4.300	3498144
HT 10x140 TD	10	140	22.5	Torx	50	4.900	3498146

Self-tapping wood screw for fireproof fastening of cable systems for the maintenance of electrical function according to DIN 4102 Part 12 on supporting wooden structures. The flange head shape allows installation without an additional washer.

Truss-head bolts

Truss-head bolt with combination nut

St G

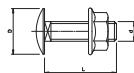


Type	Dimen- sion	Dim. L	Dim. d	Dim. D	Resist- ance grade	Pack Piece	Weight kg/100 pc.	Item no.
FRSB 6x12 G	M6x12	12	6	13.5	5.6	100	0.804	6406130

Hot galvanised truss-head bolt with square neck including electrogalvanised combination nut. For universal fastening of construction components. Permitted use of the article only in dry atmospheres.

Truss-head bolt with flange nut

St F



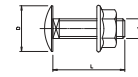
Type	Dimen- sion	Dim. L	Dim. d	Dim. D	Resist- ance grade	Pack Piece	Weight kg/100 pc.	Item no.
FRSB 6x12 VZ F	M6x12	12	6	13.5	5.6	10	0.840	6406125
FRSB 6x12 F	M6x12	12	6	13.5	5.6	100	0.812	6406122
FRSB 6x16 F	M6x16	16	6	13.5	5.6	100	0.890	6406157
FRSB 6x20 F	M6x20	20	6	13.5	5.6	100	0.965	6406203
FRSB 6x30 F	M6x30	30	6	13.5	5.6	100	1.232	6406907

Truss-head bolt with square neck including flange nut.

VA VA 2B

Truss-head bolt with flange nut

Type	Dimension mm	Dim. L mm	Dim. d mm	Dim. D mm	Resistance grade	Pack Piece	Weight kg/100 pc.	Item no.
FRSB 6x12 A2	M6x12	12	6	13.5	A2-70	100	0.830	6406138
FRSB 6x16 A2	M6x16	16	6	13.5	A2-70	100	0.800	6406189
FRSB 6x20 A2	M6x20	20	6	13.5	A2-70	100	0.960	6406205
FRSB 6x12 A4	M6x12	12	6	13.5	A4-50	100	0.796	6406142
FRSB 6x16 A4	M6x16	16	6	13.5	A4-50	100	0.800	6406193
FRSB 6x20 A4	M6x20	20	6	13.5	A4-70	100	0.960	6406207

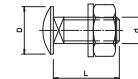


Truss-head bolt with square neck including flange nut.

St F

Truss-head bolt with nut and washer

Type	Dimension mm	Dim. L mm	Dim. d mm	Dim. D mm	Resistance grade	Pack Piece	Weight kg/100 pc.	Item no.
FRS 8x16 F 8.8	M8x16	16	8	20	8.8	50	1.947	6406963
FRS 8x20 F	M8x20	20	8	20	5.6	50	2.054	6406971
FRS 8x25 F	M8x25	25	8	20	8.8	50	2.217	6406998
FRS 8x35 F	M8x35	35	8	20	5.6	50	2.431	6407048
FRS 10x20 F	M10x20	20	10	24	8.8	50	4.100	6407471
FRS 10x25 F	M10x25	25	10	24	5.6	50	4.077	6407528
FRS 10x25 F 8.8	M10x25	25	10	24	8.8	50	4.500	6407560
FRS 10x25 TPS F	M10x25	25	10	18	5.6	50	4.300	6407536
FRS 10x30 F	M10x30	30	10	24	8.8	50	4.187	6407579
FRS 12x25 F	M12x25	25	12	30	5.6	50	6.518	6406254
FRS 12x30 F	M12x30	30	12	30	5.6	50	6.805	6406270



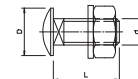
Truss-head bolt with square neck. With washer and hexagonal nut.

The truss-head bolt can be used in combination with hot-dip and double-dip galvanised articles.

VA VA VA 2B

Truss-head bolt with nut and washer

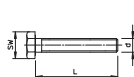
Type	Dimension mm	Dim. L mm	Dim. d mm	Dim. D mm	Resistance grade	Pack Piece	Weight kg/100 pc.	Item no.
FRS 6x12 A2	M6x12	12	6	13.5	A2-70	100	0.760	6406521
FRS 6x16 A2	M6x16	15	6	13.5	A2-70	100	0.869	6406556
FRS 6x20 A2	M6x20	20	6	13.5	A2-70	100	0.942	6406602
FRS 8x16 A2	M8x16	16	8	20	A2-70	50	1.926	6406696
FRS 8x25 A2	M8x25	25	8	20	A2-70	50	2.300	6406815
FRS 8x35 A2	M8x35	35	8	20	A2-70	50	2.700	6406823
FRS 10x25 A2	M10x25	25	10	24	A2-70	50	3.905	6406718
FRS 10x30 A2	M10x30	30	10	24	A2-70	50	4.500	6406726
FRS 12x25 A2	M12x25	25	12	30	A2-70	25	6.400	6406750
FRS 12x30 A2	M12x30	30	12	30	A2-50	25	6.800	6406769
FRS 6x12 A4	M6x12	12	6	13.5	A4-70	100	0.820	6406564
FRS 6x16 A4	M6x16	16	6	13.5	A4-70	100	0.900	6406580
FRS 6x20 A4	M6x20	20	6	13.5	A4-70	100	0.977	6406610
FRS 8x16 A4	M8x16	16	8	20	A4-50	50	2.200	6406653
FRS 8x16 A4	M8x16	16	8	20	A4-70	50	2.200	6406698
FRS 12x25 A4	M12x25	25	12	30	A4-70	25	6.400	6406785
FRS 10x20 A4	M10x20	20	10	24	A4-70	50	4.000	6406870



Truss-head bolt with square neck including washer and hexagonal nut.

Hexagonal bolt with nut and washer

St F



Type	Dimension mm	Dim. L mm	Dim. d mm	Dim. SW mm	Resistance grade	Pack Piece	Weight kg/100 pc.	Item no.
SKS 6x12 F	M6x12	12	6	10	5.6	100	0.810	3156494
SKS 6x20 F	M6x20	20	6	10	5.6	100	0.917	3156516
SKS 6x30 F	M6x30	30	6	10	5.6	100	1.097	3156524

Hexagonal bolt for universal fixing of structure components.

Hexagonal bolt with nut and washer

St F

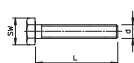


Type	Dimension mm	Dim. L mm	Dim. d mm	Dim. SW mm	Resistance grade	Pack Piece	Weight kg/100 pc.	Item no.
SKS 8x16 F	M8x16	16	8	13	8.8	50	1.691	3158624
SKS 8x20 F	M8x20	20	8	13	8.8	50	1.837	3158632
SKS 8x30 F	M8x30	30	8	13	5.6	50	2.144	3158640

Hexagonal bolt for universal fixing of structure components.

Hexagonal bolt with nut and washer

St F

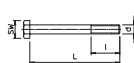


Type	Dimension mm	Dim. L mm	Dim. d mm	Dim. SW mm	Resistance grade	Pack Piece	Weight kg/100 pc.	Item no.
SKS 10x25 F	M10x25	25	10	17	8.8	50	3.719	3160734
SKS 10x30 F	M10x30	30	10	17	8.8	50	3.995	3160742
SKS 10x40 F	M10x40	40	10	17	8.8	50	4.422	3160750
SKS 10x60 F	M10x60	60	10	17	8.8	20	6.000	6408516
SKS 10x80 F	M10x80	80	10	17	8.8	20	7.700	6418250
SKS 10x90 F	M10x90	90	10	17	8.8	20	8.950	6418252
SKS 10x120 F	M10x120	120	10	17	8.8	20	8.294	3160793

Hexagonal bolt for universal fixing of structure components.

Hexagonal bolt with nut and washer

St G

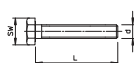


Type	Dimension mm	Dim. L mm	Dim. l mm	Dim. d mm	Dim. SW mm	Resistance grade	Pack Piece	Weight kg/100 pc.	Item no.
SKS 10x110 G	M10x110	110	30	10	17	5.6	20	9.500	6418244

Hexagonal bolt with washers and hexagonal nut.

Hexagonal bolt with nut and washer

A4



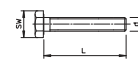
Type	Dimension mm	Dim. L mm	Dim. d mm	Dim. SW mm	Resistance grade	Pack Piece	Weight kg/100 pc.	Item no.
SKS 10x30 A4	M10x30	30	10	17	A4-70	50	3.000	3160752

Hexagonal bolt for universal fixing of structure components.

St F

Hexagonal bolt with nut and washer

Type	Dimension mm	Dim. L mm	Dim. d mm	Dim. SW mm	Resistance grade	Pack Piece	Weight kg/100 pc.	Item no.
SKS 12x30 F	M 12x30	30	12	19	8.8	20	5.990	3163091
SKS 12x40 F	M 12x40	40	12	19	8.8	25	7.800	3163113
SKS 12x60 F	M 12x60	60	12	19	8.8	25	8.057	3163156

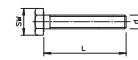


Hexagonal bolt for universal fixing of structure components.

VA VA 2B

Hexagonal bolt with nut and washer

Type	Dimension mm	Dim. L mm	Dim. d mm	Dim. SW mm	Resistance grade	Pack Piece	Weight kg/100 pc.	Item no.
SKS 10x90 A2	M 10x90	90	10	17	A2-70	20	10.038	6418255
SKS 10x80 A4	M 10x80	80	10	17	A4-70	20	7.800	6418248
SKS 10x90 A4	M 10x90	90	10	17	A4-70	20	7.800	6418256

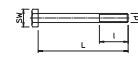


Hexagonal bolt for universal fixing of structure components.

St F

Hexagonal bolt with hexagonal nut, washer and tooth lock washer

Type	Dimension mm	Dim. L mm	Dim. l mm	Dim. d mm	Dim. SW mm	Resistance grade	Pack Piece	Weight kg/100 pc.	Item no.
SKS 12x80 F	M 12x80	80	30	12	19	8.8	20	10.000	6418287
SKS 12x100 F	M 12x100	100	30	12	19	8.8	20	10.981	6418295
SKS 12x110 F	M 12x110	110	30	12	19	8.8	20	14.500	6418317
SKS 12x130 F	M 12x130	130	36	12	19	8.8	20	13.101	6408478

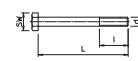


Hexagonal bolt with hexagonal nut, washer and tooth lock washer.

VA 2B

Hexagonal bolt with hexagonal nut, washer and tooth lock washer

Type	Dimension mm	Dim. L mm	Dim. l mm	Dim. d mm	Dim. SW mm	Resistance grade	Pack Piece	Weight kg/100 pc.	Item no.
SKS 12x80 A2	M 12x80	80	30	12	19	A2-70	20	10.400	6418279
SKS 12x100 A2	M 12x100	100	30	12	19	A2-70	20	12.000	6418368
SKS 12x110 A2	M 12x110	110	30	12	19	A2-70	20	14.500	6418376



Hexagonal bolt for universal fixing of structure components.

St F

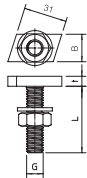
Hexagonal bolt with large surface screw, washer and nut

Type	Dimension mm	Dim. L mm	Dim. d mm	Dim. SW mm	Resistance grade	Pack Piece	Weight kg/100 pc.	Item no.
SKS 12x40 G F	M 12x40	40	12	19	8.8	10	9.800	3164020

Hexagonal bolt with hexagonal nut, large washer and washer.
For fastening wall and support brackets on adapter plates.

St ZL

Hook-head screw

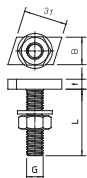


Type	Length mm	Width mm	Pack Piece	Weight kg/100 pc.	Item no.
MS40HB M6x30 ZL	35	17	50	4.800	1148106
MS40HB M8x30 ZL	35	17	50	5.650	1148110
MS40HB M8x60 ZL	35	17	25	6.850	1148114
MS40HB M10x30 ZL	35	14	50	6.000	1148118
MS40HB M10x60 ZL	35	14	25	7.850	1148122
MS40HB M12x30 ZL	35	14	50	7.550	1148126
MS40HB M12x60 ZL	35	14	25	10.250	1148130

Hook-head screw for use with MS4022 profile rail

Hook head screw

A4 2B

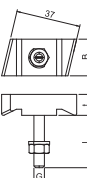


Type	Length mm	Width mm	Pack Piece	Weight kg/100 pc.	Item no.
MS40HB M8x30 A4	35	17	50	5.650	1148150
MS40HB M8x60 A4	35	17	25	6.850	1148154
MS40HB M10x30 A4	35	14	50	6.000	1148160
MS40HB M10x60 A4	35	14	25	7.850	1148164
MS40HB M12x30 A4	35	14	50	7.550	1148168
MS40HB M12x60 A4	35	14	25	9.320	1148170

Hook-head screw for use with MS4022 profile rail

Hook-head screw

St ZL

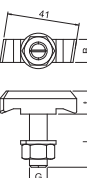


Type	Length mm	Width mm	Height mm	Pack Piece	Weight kg/100 pc.	Item no.
MS50HB M6x30 ZL	43	21	12	50	7.800	1148206
MS50HB M8x30 ZL	43	21	12	50	8.700	1148210
MS50HB M8x60 ZL	43	21	12	25	9.900	1148214
MS50HB M10x30 ZL	43.3	13	10	50	7.700	1148218
MS50HB M10x60 ZL	43.3	13	10	25	9.450	1148222
MS50HB M12x30 ZL	43.3	13	10	50	9.000	1148226
MS50HB M12x60 ZL	43.3	13	10	25	11.650	1148230

Hook-head screw for use with MS5030 profile rail

Hook head bolt

A4 2B



Type	Length mm	Width mm	Height mm	Thread	Pack Piece	Weight kg/100 pc.	Item no.
MS50HB M10x30 A4	43.3	13	10	M10x30mm	50	7.700	1148268
MS50HB M10x60 A4	43.3	13	10	M10x60mm	25	9.450	1148272
MS50HB M12x30 A4	43.3	13	10	M12x30mm	50	9.000	1148276
MS50HB M12x60 A4	43.3	13	10	M12x60mm	25	11.650	1148280

Hook-head screw for use with MS5030 profile rail

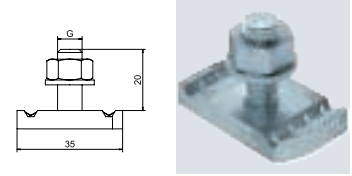


St ZL

Hammer-head bolt

Type	Length mm	Width mm	Height mm	Thread	Torque Nm	Pack Piece	Weight kg/100 pc.	Item no.
MS41HB M6x30 ZL	35	20	6	M6x30	3,3	50	4.000	1148306
MS41HB M8x30 ZL	35	20	6	M8x30	8	50	4.850	1148310
MS41HB M8x60 ZL	35	20	6	M8x60	8	25	6.000	1148314
MS41HB M8x100 ZL	35	20	6	M8x100	8	20	7.600	1148318
MS41HB M10x30 ZL	35	20	8	M10x30	16	50	7.400	1148322
MS41HB M10x60 ZL	35	20	8	M10x60	16	25	9.250	1148326
MS41HB M10x100ZL	35	20	8	M10x100	16	20	11.700	1148330
MS41HB M12x30 ZL	35	20	9.5	M12x30	27	50	9.750	1148334
MS41HB M12x60 ZL	35	20	9.5	M12x60	27	25	12.400	1148338
MS41HB M12x100ZL	35	20	9.5	M12x100	27	20	15.950	1148342

Hammer-head bolt for use with MS4121 and MS4141 profile rails

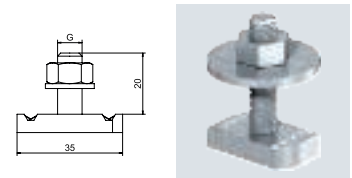


A4 2B

Hammer-head bolt

Type	Length mm	Width mm	Height mm	Thread	Torque Nm	Pack Piece	Weight kg/100 pc.	Item no.
MS41HB M10x30 A4	35	20	8	M10x30	9,9	50	7.350	1148422

Hammer-head bolt for use with MS4121 and MS4141 profile rails




St F

Hammer-head bolt with spring

Type	Length mm	Width mm	Pack Piece	Weight kg/100 pc.	Item no.
MS41HBF M8x30 F	35	20	50	5.200	1148376
MS41HBF M8x60 F	35	20	25	6.300	1148380
MS41HBF M10x30 F	35	20	50	7.700	1148384
MS41HBF M10x60 F	35	20	25	9.550	1148388
MS41HBF M12x30 F	35	20	50	10.000	1148392
MS41HBF M12x60 F	35	20	25	12.700	1148396

Hammer-head bolt with spring for use with MS4121 and MS4141 profile rails




A4 2B

Hammer-head bolt with spring

Type	Length mm	Width mm	Pack Piece	Weight kg/100 pc.	Item no.
MS41HBF M10x30A4	35	20	50	7.350	1148484
MS41HBF M10x60A4	35	20	25	9.200	1148488
MS41HBF M12x30A4	35	20	50	9.700	1148492
MS41HBF M12x60A4	35	20	25	12.400	1148496

Hammer-head bolt with spring for use with MS4121 and MS4141 profile rails

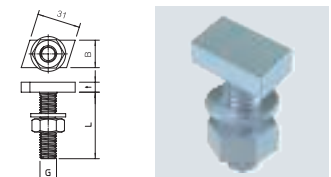


St ZL

Hammer-head bolt

Type	Length mm	Width mm	Height mm	Pack Piece	Weight kg/100 pc.	Item no.
ACMHB M6x30 ZL	26	16,5	5	50	2.600	1148056
ACMHB M8x30 ZL	26	16,5	5	50	3.197	1148060
ACMHB M8x60 ZL	26	16,5	5	25	4.650	1148064
ACMHB M10x30 ZL	26	16,5	5	50	4.950	1148068
ACMHB M10x60 ZL	26	16,5	5	25	6.750	1148072

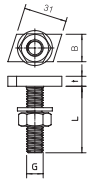

Hammer-head bolt for use with CM3015, CM3518 and AM3518 profile rails



Hammer-head bolts

Hammer-head bolt

A4 2B



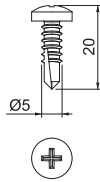
Type	Length mm	Width mm	Height mm	Thread	Pack Piece	Weight kg/100 pc.	Item no.
ACMHB M6x30 A4	26	16.5	5	M 6 x 30mm	50	2.600	1148076
ACMHB M8x30 A4	26	16.5	5	M 8 x 30mm	50	3.450	1148080
ACMHB M8x60 A4	26	16.5	5	M 8 x 60mm	25	4.650	1148084
ACMHB M10x30 A4	26	16.5	5	M 10 x 30mm	50	4.950	1148088
ACMHB M10x60 A4	26	16.5	5	M 10 x 60mm	25	6.240	1148092

Hammer-head bolt for use with CM3015, CM3518 and AM3518 profile rails

Drilling screw

Drilling screw DIN 7504

St G



Type	Dimen- sion mm	Pack Piece	Weight kg/100 pc.	Item no.
DIN 7504 N G	4,8x 16	100	0.250	3176428

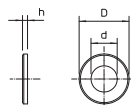
Self-tapping, with Philips.





Washer

St G

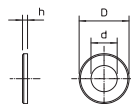


Type	Thread	Dim. d mm	Dim. D mm	Dim. mm	Pack Piece	Weight kg/100 pc.	Item no.
WS M6 D12 G	M6	6.4	12	1.6	100	0.114	3402061
WS M8 D16 G	M8	8.4	16	1.6	100	0.156	3402088
WS M10 D20 G	M10	10.5	20	2	100	0.408	3402096
WS M12 D24 G	M12	13	24	2.5	100	0.570	3402126

Washer according to DIN 125, shape A, for universal use.

Washer ISO 7093

St G

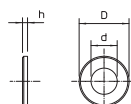


Type	Thread	Dim. d mm	Dim. D mm	Dim. mm	Pack Piece	Weight kg/100 pc.	Item no.
WS M6 D28 G	M6	6.5	28	2.5	100	1.104	3402207
WS M8 D28 G	M8	8.5	28	2.5	100	1.100	3402215
WS M10 D28 G	M10	11	28	2.5	100	1.020	3402223

Washer of large outer diameter for universal use.

Washer

St F

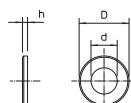


Type	Thread	Dim. d mm	Dim. D mm	Dim. mm	Pack Piece	Weight kg/100 pc.	Item no.
966 M6 F	M6	6.6	12	1.6	100	0.098	3402444
966 M8 F	M8	9	16	1.6	100	0.177	3402452
966 M10 F	M10	11	20	2	100	0.327	3402460
966 M12 F	M12	13.5	24	2.5	100	0.620	3402479

Washer for universal use.

Washer

A2 2B

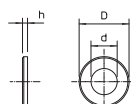



Type	Thread	Dim. d mm	Dim. D mm	Dim. mm	Pack Piece	Weight kg/100 pc.	Item no.
WS M6 D12 A2	M6	6.4	12	1.6	100	0.114	3402304
WS M8 D16 A2	M8	8.4	16	1.6	100	0.214	3402312
WS M10 D20 A2	M10	10.5	20	2	100	0.408	3402320
WS M12 D24 A2	M12	13	24	2.5	100	0.627	3402339

Washer according to DIN 125, shape A, for universal use.

Washer

A4 2B



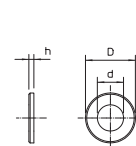
Type	Thread	Dim. d mm	Dim. D mm	Dim. mm	Pack Piece	Weight kg/100 pc.	Item no.
WS M6 D12 A4	M6	6.4	12	1.6	100	0.114	3402306
WS M8 D16 A4	M8	8.4	16	1.6	100	0.214	3402314
WS M10 D20 A4	M10	10.5	20	2	100	0.408	3402322
WS M12 D24 A4	M12	13	24	2.5	100	0.627	3402345

Washer according to DIN 125, shape A, for universal use.

St G

Fender washer

Type	Thread	Dim. d mm	Dim. D mm	Dim. mm	Pack Piece	Weight kg/100 pc.	Item no.
WS M6 G25 G	M6	6.4	25	1.2	100	0.428	3403084
WS M8 G20 G	M8	8.4	20	1.25	100	0.227	3403122
WS M8 G25 G	M8	8.4	25	1.2	100	0.408	3403130
WS M10 G30 G	M10	10.5	30	1.5	100	0.598	3403165

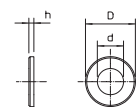


Washer of particularly large outer diameter.

A2 2B

Fender washer

Type	Thread	Dim. d mm	Dim. D mm	Dim. mm	Pack Piece	Weight kg/100 pc.	Item no.
WS M8 D20 A2	M8	8.4	20	1.5	100	0.240	3403125
WS M8 D25 A2	M8	8.4	25	1.5	100	0.370	3403135
WS M8 D40 A2	M8	8.5	40	1.5	100	0.370	3403145
WS M10 D30 A2	M10	10.5	30	1.5	100	0.592	3403155
WS M10 D40 A2	M10	10.5	40	1.5	100	0.592	3403175

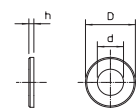


Washer of particularly large outer diameter. In the case of connections on the MS 41 mounting rail, we recommend the external diameter of 40 mm.

A4 2B

Fender washer

Type	Thread	Dim. d mm	Dim. D mm	Dim. mm	Pack Piece	Weight kg/100 pc.	Item no.
WS M8 D20 A4	M8	8.4	20	1.5	100	0.240	3403127
WS M8 D25 A4	M8	8.4	25	1.2	100	0.370	3403137
WS M8 D40 A4	M8	8.4	40	1.5	100	0.370	3403147
WS M10 D30 A4	M10	10.5	30	1.5	100	0.592	3403163
WS M10 D40 A4	M10	10.5	40	1.5	100	0.592	3403177

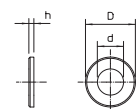


Washer of particularly large outer diameter. In the case of connections on the MS 41 mounting rail, we recommend the external diameter of 40 mm.

St F

Large washer

Type	Thread	Dim. d mm	Dim. D mm	Dim. mm	Pack Piece	Weight kg/100 pc.	Item no.
DIN440 7 F	M6	6.6	22	2	100	0.535	6408702
DIN440 9 F	M8	9	28	3	100	1.057	6408710
DIN440 11 F	M10	11	34	3	100	1.852	6408729
DIN440 14 F	M12	13.5	44	4	50	4.736	6408737



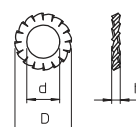
Washer of particularly large outer diameter.

Serrated washers

St G

Serrated washer DIN 6798

Type	Thread	Dim. d mm	Dim. D mm	Dim. mm	Pack Piece	Weight kg/100 pc.	Item no.
SWS M8 G	M8	8.4	15	2.4	100	0.080	3404080
SWS M10 G	M10	10.5	18	2.7	100	0.125	3404102
SWS M12 G	M12	13	20.5	3	100	0.160	3404129

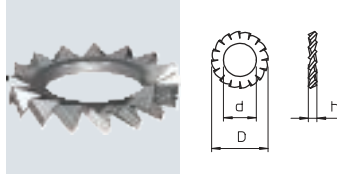


Serrated washer to DIN 6798, shape A.

Serrated washers

Serrated washer DIN 6798

A4 2B

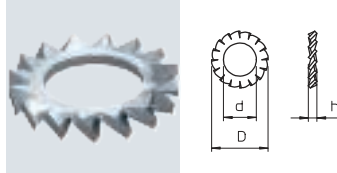


Type	Thread	Dim.		Dim.	Pack Piece	Weight		Item no.
		d mm	D mm			kg/100 pc.	pc.	
SWS M6 A4	M6	6.4	11	2.1	100	0.036		3404372
SWS M8 A4	M8	8.4	15	2.4	100	0.080		3404377
SWS M10 A4	M10	10.5	18	2.7	100	0.125		3404381
SWS M12 A4	M12	13	20.5	3	100	0.170		3404385

Serrated washer to DIN 6798, shape A.

Serrated washer DIN 6798

A2 2B



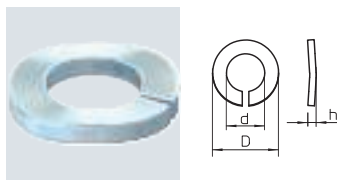
Type	Thread	Dim.		Dim.	Pack Piece	Weight		Item no.
		d mm	D mm			kg/100 pc.	pc.	
SWS M6 A2	M6	6.4	11	2.1	100	0.040		3404331
SWS M8 A2	M8	8.4	15	2.4	100	0.080		3404358

Serrated washer to DIN 6798, shape A.

Lock washers

Lock washer

St G



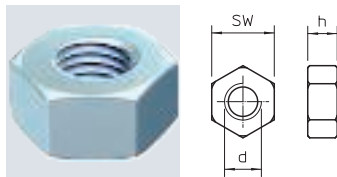
Type	Thread	Dim.		Dim.	Pack Piece	Weight		Item no.
		d mm	D mm			kg/100 pc.	pc.	
LWS M6 G	M6	6.3	11.8	2.1	100	0.070		3405060
LWS M8 G	M8	8.3	14.8	2.6	100	0.130		3405087
LWS M10 G	M10	10.5	18.1	3	100	0.210		3405109
LWS M12 G	M12	12.5	21.1	3.5	100	0.320		3405125

Lock washer according to DIN 128, shape A.

Nuts

Hexagonal nut DIN 934

St G

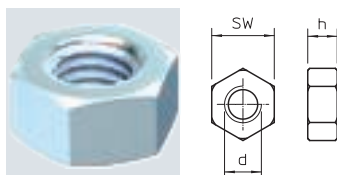


Type	Thread	Dim.		Dim.	Pack Piece	Weight		Item no.
		SW mm	d mm			kg/100 pc.	pc.	
HN M6 G	M6	10	5.2	6	100	0.221		3400069
HN M8 G	M8	13	6.8	8	100	0.500		3400085
HN M10 G	M10	17	8.4	10	100	1.014		3400107
HN M12 G	M12	19	10.8	12	100	1.730		3400123

Hexagonal nut to DIN 934 with metric thread.

Hexagonal nut ISO 4032

St F



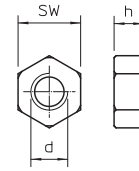
Type	Thread	Dim.		Dim.	Pack Piece	Weight		Item no.
		SW mm	d mm			kg/100 pc.	pc.	
DIN934 M8 F	M8	13	6.8	8	100	0.477		3400352
DIN934 M10 F	M10	17	8.4	10	100	1.061		3400360
DIN934 M12 F	M12	19	10.8	12	100	1.540		3400379

Hexagonal nut to DIN 934 with metric thread.

A2 2B

Hexagonal nut DIN 934

Type	Thread	SW mm	Dim. mm	Dim. d mm	Pack Piece	Weight kg/100 pc.	Item no.
HN M6 A2	M6	10	5.2	6	100	0.215	3397068
HN M8 A2	M8	13	6.8	8	100	0.520	3397084
HN M10 A2	M10	17	8.4	10	100	1.043	3397106
HN M12 A2	M12	19	10.8	12	100	1.730	3397114

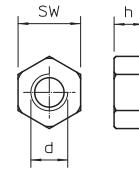


Hexagonal nut to DIN 934 with metric thread.

A4 2B

Hexagonal nut DIN 934

Type	Thread	SW mm	Dim. mm	Dim. d mm	Pack Piece	Weight kg/100 pc.	Item no.
HN M6 A4	M6	10	5.2	6	100	0.250	3400173
HN M8 A4	M8	13	6.8	8	100	0.520	3400175
HN M10 A4	M10	17	8.4	10	100	1.084	3400177


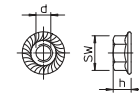


Hexagonal nut to DIN 934 with metric thread.

St G

Flange nut

Type	Dim. d mm	Dim. mm	SW mm	Resist- ance grade	Pack Piece	Weight kg/100 pc.	Item no.
KM M6 G	6	6	10	8	100	0.315	6408958


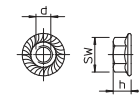


Combination nut with washer based on EN 1661.

St F

Flange nut

Type	Dim. d mm	Dim. mm	SW mm	Resist- ance grade	Pack Piece	Weight kg/100 pc.	Item no.
KM M6 F	6	6	10	8	100	0.315	6408962

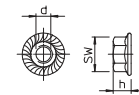


Combination nut with washer based on EN 1661.

VA 2B

Combination nut A2

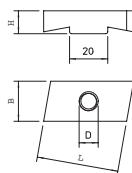

Type	Dim. d mm	Dim. mm	SW mm	Resist- ance grade	Pack Piece	Weight kg/100 pc.	Item no.
KM M6 A2	6	6	10	A2-70	100	0.315	6408966



Nut with pressed washer.

Slide nut

St ZL

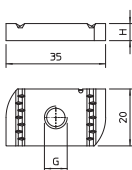


Type	Length mm	Width mm	Height mm	Thread	Pack Piece	Weight kg/100 pc.	Item no.
MS40SN M6 ZL	35	17	10	M6	50	3.750	1147106
MS40SN M8 ZL	35	17	10	M8	50	3.600	1147110
MS40SN M10 ZL	35	17	10	M10	50	3.400	1147114
MS40SN M12 ZL	35	17	10	M12	50	3.160	1147118

Slide nut for use with MS4022 profile rail

Slide nut

St ZL

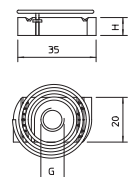


Type	Length mm	Width mm	Height mm	Thread	Pack Piece	Weight kg/100 pc.	Item no.
MS41SN M6 ZL	35	20	6	M6	50	2.880	1147206
MS41SN M8 ZL	35	20	6	M8	50	2.800	1147210
MS41SN M10 ZL	35	20	8	M10	50	3.650	1147214
MS41SN M12 ZL	35	20	9.5	M12	50	4.200	1147218

Slide nut for use with MS4121 und MS4141 profile rails

Slide nut with spring

St F

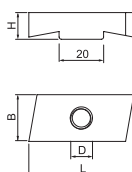



Type	Length mm	Width mm	Height mm	Thread	Pack Piece	Weight kg/100 pc.	Item no.
MS41SNF M6 F	35	20	6	M6	50	3.200	1147306
MS41SNF M8 F	35	20	6	M8	50	3.150	1147310
MS41SNF M10 F	35	20	8	M10	50	4.000	1147314
MS41SNF M12 F	35	20	9.5	M12	50	4.550	1147318

Slide nut with spring for use with MS4121 und MS4141 profile rails

Slide nut

St ZL

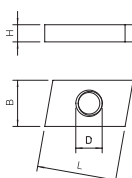


Type	Length mm	Width mm	Height mm	Thread	Pack Piece	Weight kg/100 pc.	Item no.
MS50SN M6 ZL	43	21	12	M6	50	6.700	1147156
MS50SN M8 ZL	43	21	12	M8	50	6.550	1147160
MS50SN M10 ZL	43	21	12	M10	50	6.350	1147164
MS50SN M12 ZL	43	21	12	M12	50	6.100	1147168

Slide nut for use with MS5030 profile rail

Slide nut

St ZL



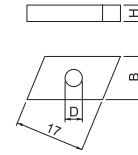
Type	Length mm	Width mm	Height mm	Thread	Pack Piece	Weight kg/100 pc.	Item no.
ACMSN M6 ZL	26	16.5	4	M6	100	1.212	1147056
ACMSN M8 ZL	26	16.5	5	M8	100	1.640	1147060
ACMSN M10 ZL	26	16.5	6	M10	100	1.300	1147064

Slide nut for use with CM3015, CM3518 and AM3518 profile rails

St ZL

Slide nut

Type	Length mm	Width mm	Height mm	Thread	Pack Piece	Weight kg/100 pc.	Item no.
CL20SN M4 ZL	17	10.5	4	M4	100	0.525	1147008
CL20SN M5 ZL	17	10.5	4	M5	100	0.508	1147012
CL20SN M6 ZL	17	10.5	4	M6	100	0.503	1147016

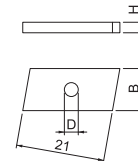


Slide nut for use with CL2008 profile rail

St ZL

Slide nut

Type	Length mm	Width mm	Height mm	Thread	Pack Piece	Weight kg/100 pc.	Item no.
CL27SN M4 ZL	21	10	2.5	M4	100	0.400	1147020
CL27SN M5 ZL	24.5	13	4	M5	100	0.870	1147024
CL27SN M6 ZL	24.5	13	4	M6	100	0.850	1147028
CL27SN M8 ZL	24.5	13	4	M8	100	0.800	1147032



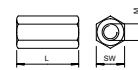
Slide nut for use with CL2712 profile rail

Sleeves

St G

Connection sleeve

Type	Thread	Dim.		Pack Piece	Weight kg/100 pc.	Item no.
		L mm	SW mm			
CSTR M8 G	M8	24	13	50	1.880	6410081
CSTR M10 G	M10	30	17	50	4.150	6410103
CSTR M12 G	M12	40	19	25	7.000	6410111

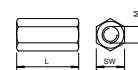


Connection sleeve with continuous internal thread.

VA 2B

Connection sleeve

Type	Thread	Dim.		Pack Piece	Weight kg/100 pc.	Item no.
		L mm	SW mm			
CSTR M8 A2	M8	24	13	50	1.880	6410154
CSTR M10 A2	M10	30	17	50	4.150	6410162

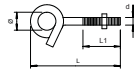


Connection sleeve with continuous internal thread.

Ceiling hook

Ceiling hook

St G



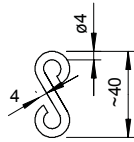
Type	Thread	Dim. d mm	Dim. L mm	Dim. L1 mm	Dimension d Ø mm	Washer Ø mm	Break load kN	Pack Piece	Weight kg/100 pc.	Item no.
948 TG6	M6	6	70	46	13	18	1	25	3.300	3453820

Tightly wound ceiling hook. Including two large washers and nuts.

S hook

S hook

St G



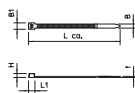

Type	Break load kN	Pack Piece	Weight kg/100 pc.	Item no.
SH 40 G	0.5	100	0.800	1488252

Connecting book of support clamps and suspension chains.





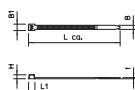
Cable tie, white



Type	Dim. B mm	Dim. L mm	Dim. t mm	Tensile strength N	Max. bundle Ø mm	Colour	Pack Piece	Weight kg/100 pc.	Item no.
565 2.5x75 WS	2.5	75	1	80	15	White	100	0.020	2331800
565 2.5x100 WS	2.5	100	1	80	22	White	100	0.025	2331810
565 2.5x150 WS	2.5	150	1.3	80	39	White	100	0.047	2331816
565 2.5x200 WS	2.5	200	1.3	80	55	White	100	0.062	2331822
565 3.6x150 WS	3.6	150	1.4	180	36	White	100	0.070	2331830
565 3.6x200 WS	3.6	200	1.4	180	52	White	100	0.104	2331836
565 3.6x290 WS	3.6	290	1.4	180	82	White	100	0.140	2331842
565 3.6x365 WS	3.6	365	1.4	180	105	White	100	0.183	2331848
565 4.8x120 WS	4.8	120	1.5	220	27	White	100	0.089	2331860
565 4.8x160 WS	4.8	160	1.6	220	39	White	100	0.120	2331866
565 4.8x200 WS	4.8	200	1.6	220	52	White	100	0.149	2331872
565 4.8x300 WS	4.8	300	1.5	220	83	White	100	0.201	2331878
565 4.8x365 WS	4.8	365	1.5	220	105	White	100	0.251	2331884
565 4.8x430 WS	4.8	430	1.5	220	125	White	100	0.288	2331890
565 7.6x200 WS	7.6	200	1.8	530	52	White	100	0.287	2331910
565 7.6x300 WS	7.6	300	1.6	530	80	White	100	0.334	2331916
565 7.6x380 WS	7.6	380	1.8	530	105	White	100	0.533	2331922
565 7.6x450 WS	7.6	450	2	530	128	White	100	0.717	2331934
565 9x760 WS	9	760	2	800	227	White	100	1.311	2331944

Cable ties are used for quick, uncomplicated fixing or bundling of cables and pipes to cable support systems or other mounting structures.

Cable tie, black, UV and weather-resistant



Type	Dim. B mm	Dim. L mm	Dim. t mm	Tensile strength N	Max. bundle Ø mm	Colour	Pack Piece	Weight kg/100 pc.	Item no.
565 2.5x75 SWUV	2.5	75	1	80	15	Black	100	0.020	2331802
565 2.5x100 SWUV	2.5	100	1	80	22	Black	100	0.025	2331812
565 2.5x150 SWUV	2.5	150	1.3	80	39	Black	100	0.047	2331818
565 2.5x200 SWUV	2.5	200	1.3	80	55	Black	100	0.062	2331824
565 3.6x150 SWUV	3.6	150	1.4	180	36	Black	100	0.070	2331832
565 3.6x200 SWUV	3.6	200	1.4	180	52	Black	100	0.104	2331838
565 3.6x290 SWUV	3.6	290	1.4	180	82	Black	100	0.140	2331844
565 3.6x365 SWUV	3.6	365	1.4	180	105	Black	100	0.183	2331850
565 4.8x120 SWUV	4.8	120	1.5	220	27	Black	100	0.089	2331862
565 4.8x160 SWUV	4.8	160	1.6	220	39	Black	100	0.120	2331868
565 4.8x200 SWUV	4.8	200	1.6	220	52	Black	100	0.149	2331874
565 4.8x300 SWUV	4.8	300	1.5	220	83	Black	100	0.201	2331880
565 4.8x365 SWUV	4.8	365	1.5	220	105	Black	100	0.251	2331886
565 4.8x430 SWUV	4.8	430	1.5	220	125	Black	100	0.288	2331892
565 7.6x200 SWUV	7.6	200	1.8	530	52	Black	100	0.287	2331912
565 7.6x300 SWUV	7.6	300	1.6	530	80	Black	100	0.334	2331918
565 7.6x380 SWUV	7.6	380	1.8	530	105	Black	100	0.533	2331924
565 7.6x450 SWUV	7.6	450	2	530	128	Black	100	0.717	2331936
565 9x760 SWUV	9	760	2	800	227	Black	100	1.311	2331946

Cable ties are used for quick, uncomplicated fixing or bundling of cables and pipes to cable support systems or other mounting structures.






Loads, installation strip

When two loads are combined, the value of the worst case applies. In addition, the table values only apply under the following conditions:

- In perforated strip 5055, loads may only be applied in the round holes.
- If placing a bolt in the last hole, always ensure that there is one full bar left above the hole.
- The right sizes of bolt for the perforated strip must be used (M5 for size I, M6 for size II, M8 for size III).
- The bolts must be tightened. The user of smaller or loose bolts causes a strong drop in the breaking load.



Breaking loads

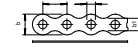


Type	Art.-No.	Load 1	Load 2	Load 3	Load 4
5055	1470 12 4	2150 N	1850 N	1650 N	3700 N
	1470 17 5	3050 N	2000 N	1800 N	4000 N
	1470 26 4	6750 N	6750 N	3300 N	13500 N
5055/L	1471 12 0	1150 N	1400 N	1200 N	2800 N
	1471 17 1	2200 N	1500 N	1300 N	3000 N
	1471 26 0	5350 N	2800 N	2400 N	5600 N
5055/ L PE	1473 22 0	1500 N	1500 N	1300 N	3000 N
	1473 27 1	2300 N	2300 N	1700 N	4600 N
	1473 36 0	4700 N	4250 N	4000 N	8500 N
5062	1475 12 6	1600 N	1600 N	2150 N	3200 N
	1475 17 7	2350 N	2350 N	3050 N	4700 N
	1475 26 6	4700 N	4700 N	3700 N	9400 N
5062/L	1475 62 2	1300 N	1300 N	1300 N	2600 N
	1475 67 3	1650 N	1650 N	1300 N	3300 N
	1475 76 2	3800 N	3800 N	3200 N	7600 N



Perforated steel strap, ridged

Type	Dim. d mm	Dim. b mm	Dim. A mm	Per roll m	Pack Piece	Weight kg/100 pc.	Item no.
5062 I12 FS	5	12	14	10	1	69.000	1475126
5062 II17 FS	7	17	20	10	1	98.500	1475177
5062 III26 FS	9	26	25	10	1	183.000	1475266
5062 LI12 FS	5	12	14	10	1	57.000	1475622
5062 LII17 FS	7	17	20	10	1	73.000	1475673
5062 LIII26 FS	9	26	25	10	1	153.000	1475762

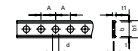


Perforated strap with wavy edges, in practical uncoiling box.



Perforated steel strap, plastic-coated

Type	Dimension mm	Dim. d mm	Dim. A mm	Per roll m	Pack Piece	Weight kg/100 pc.	Item no.
5055 L PE I 14	14x3	5.2	12	10	1	70.000	1473220
5055 L PE II 19	19x3	6.5	15	10	1	100.500	1473271
5055 L PE III 28	28x3,7	8.5	20	10	1	167.500	1473360



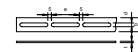
Perforated steel strap with PE plastic jacketing.

Slotted steel straps



Slotted steel strap in strips

Type	Dimension mm	Hole size mm	Length mm	Pack m	Weight kg/100 m	Item no.
OSS 20x3 3M FT	20x3	6,5x40	3000	60	35.000	1465767
OSS 30x3 3M FT	30x3	8,5x60	3000	30	53.600	1465805
OSS 40x4 3M FT	40x4	8,5x70	3000	30	101.000	1465821

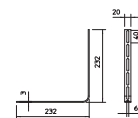


Perforated slotted steel strap in strips.



Slotted steel strap, bent

Type	Dimension mm	Pack Piece	Weight kg/100 pc.	Item no.
OSG 20X3 FT	20x3	25	15.800	6017371





Bent slotted steel strap for creation of bends and tees.



Suspension chain

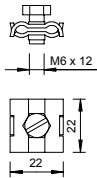
Type	Break load kN	Pack m	Weight kg/100 m	Item no.
K-C30 G	0.7	25	13.600	1488201



To suspend luminaire supports or other components.

Wire cable clamp

St G

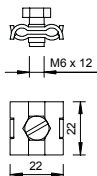


Type	For rope-Ø		Pack	Weight	Item no.
	mm	Bolt	Piece	kg/100 pc.	
261 3-6 G	3-6	M6x12	100	1.498	5305012

Wire cable clamp for fastening steel wire tensioning ropes.

Wire cable clamp

VA 2B



Type	For rope-Ø		Pack	Weight	Item no.
	mm	Bolt	Piece	kg/100 pc.	
261 3-6 A4	3-6	M6x12	100	1.498	5305016

The cable and pipe fastenings of the special system include cable ties, fastening straps and installation strips, with which cable and pipe installations can be fastened to cable support systems such as cable or mesh cable trays or other mounting constructions. A complete tensioning wire system to suspend and catch cable weights is also a component part of the special system.






Directories

Directories
















Directories

	Test marks	346
	Pictogram explanation	348
	Numeric directory	352



Test marks
























	American Bureau of Shipping, USA		Underwriters Laboratories Inc., USA + CSA, Canada
	AENOR, Producto Certificado, Spain		Österreichischer Verband für Elektrotechnik, Austria
	STOWARZYSZENIE ELEKTRYKÓW POLSKICH, Poland		ISTITUTO ITALIANO DEL MARCHO DI QUALITÀ, Italy
	Lightning current-tested		RINA 1861, Ship Classification, Certification and Services
	Lightning current-tested, Class H (100 kA)		Underwriters Laboratories Inc., USA
	CEBEC, Belgium		SEMKO An Inchcape Testing Services Company, Sweden
	Canadian Standards Association, Canada		Eidgenössisches Starkstrominspektorat, Switzerland
	DEMKO, Danmarks Elektriske Materielkontrol, Denmark		South African Bureau of Standards
	Deutsches Institut für Bautechnik Berlin, Germany		Shock-tested, Bundesamt für Zivilschutz, Germany
	Det Norske Veritas		Sähköarkastuskeskus Elinspektionscentralen Electrical Inspectorate, Finland
	ENEC Austria		Underwriters Laboratories Inc., USA
	ATEX certificate for explosive areas		Underwriters Laboratories Inc., USA
	ELEKTROTECHNICKÝ ZKUŠEBNÍ ÚSTAV, Czech Republic		Verband der Elektrotechnik, Elektronik, Informationstechnik e.V., Germany
	FIMKO, Finland		German Association of Electricians, tested safety
	Forschungs- und Materialprüfungsanstalt, Germany		5-year warranty
	Russia, GOST The State Committee for Standards		
	Test marks for technical resources, VDE Prüf- und Zertifizierungsinstitut Offenbach, Germany		
	Halogen-free; without chlorine, fluorine and bromine		
	INMETRO, Brazil		
	KEMA-KEUR, Netherlands		
	Indication of metric products		
	MAGYAR ELEKTROTECHNIKAI ELLENŐRZŐ INTÉZET Budapest, Hungary		
	NEMKO, Norway		
	AFNOR Quality symbol of the French standardisation institute		







Pictogram explanation






Surfaces

	Strip galvanised
	Strip galvanised/plastic-coated
	Strip galvanised zinc/aluminium, double dip
	Bright
	Bright, reworked
	Anodised
	Hot-dip galvanised
	Electrogalvanised
	Electrogalvanised/plastic-coated
	Electrogalvanised, yellow-chromated
	Electrogalvanised, yellow passivated
	Electrogalvanised, transparently passivated
	Primed
	Painted
	Welding primed
	Hot-dip galvanised
	Hot-dip galvanised 85 µm
	Copper-plated
	Nickel-plated
	Galvanised, Deltatone 500
	Galvanised, MAGNI 565
	Zinc-aluminium coated, Galfan
	Zinc scale






Conformity symbol

	Communautés Européennes, EC declaration of conformity according to EC directives
	RoHS-conformant



















Quality marks

	Halogen-free; without chlorine, fluorine and bromine
	Flame resistant 650 °C
	Flame resistant 750 °C
	Flame resistant 960 °C
	UV-resistant




Specific product symbols

	Diameter 60 mm
	Diameter 68 mm
	Protection device to DIN EN 61643-11 or IEC 61643-11
	Transition from LPZ 2 to LPZ 3
	Acoustic signalling



Applications

	Remote signalling
	Acoustic signalling
	Integrated Service Digital Network, ISDN applications
	Digital Subscriber Line, DSL applications
	Analogue telecommunication
	Category 5 TwisterPair
	Channel Performance to American EIA/TIA standard
	Measuring, controlling and regulating systems
	TV applications
	SAT-TV applications
	MultiBase base
	LifeControl
	Intrinsically safe protection device for potentially explosive areas
	Channel Performance to ISO/IEC 11801
	Power over Ethernet
	230/400 V system
	Protection rating IP 54
	Protection rating IP 65







Lightning protection classes

	Protection device to DIN EN 61643-11 or IEC 61643-11
	Combination protection device made of type 1 and type 2
	Protection device to DIN EN 61643-11 or IEC 61643-11






Lightning protection classes

	Protection device to DIN EN 61643-11 or IEC 61643-11
	Protection device to DIN EN 61643-11 or IEC 61643-11



Lightning protection zone

	Transition from LPZ 0 to LPZ 1
	Transition from LPZ 0 to LPZ 2
	Transition from LPZ 0 to LPZ 3
	Transition from LPZ 1 to LPZ 2
	Transition from LPZ 1 to LPZ 3
	Transition from LPZ 2 to LPZ 3



BSS maintenance of electrical function installation

	Fire-tested systems
	Escape route ceiling mounting with pressure clip
	OBO Grip, wall routing type
	OBO Grip, ceiling routing type
	Pressure clip for maintenance of electrical function, ceiling mounting




BSS anchor

	Fire protection anchor
	Fire protection bolt tie

BSS test marks/material class

	Maintenance of electrical function class E30
	Maintenance of electrical function class E90














Clamp clip base shapes

	Clamp clip for C profile rail, slot width 11–12 mm
	Clamp clip for C profile rail, slot width 16–17 mm
	Clamp clip for C profile rail, slot width 18–22 mm



Diameter

	Diameter 60 mm
	Diameter 68 mm
	Diameter 70 mm
	Diameter 74 mm





Entries

	4 cable entries
	6 cable entries
	7 cable entries
	8 cable entries
	9 cable entries
	10 cable entries
	12 cable entries
	10 cable entries ECO
	12 cable entries ECO
	14 cable entries ECO
	16 cable entries
	18 cable entries ECO
	24 cable entries






Gland thread

	Thread metric
	Thread Pg





Entry size

	M20 entry
	M25 entry
	M32 entry
	M40 entry

KTS side heights

	Cable tray, side height 35 mm
	Cable tray, side height 60 mm
	Cable tray, side height 85 mm
	Mesh cable tray, side height 35 mm
	Mesh cable tray, side height 55 mm










Materials

	Flat steel
	Angular steel
	U steel
	Round material






Pictogram explanation





Nominal cross-section

	Nominal cross-section 1.5 mm ²
	Nominal cross-section 1.5–2.5 mm ²
	Nominal cross-section 2.5 mm ²
	Nominal cross-section 2.5–4 mm ²
	Nominal cross-section 4 mm ²
	Nominal cross-section 4–6 mm ²
	Nominal cross-section 6 mm ²
	Nominal cross-section 10 mm ²
	Nominal cross-section 16 mm ²







Nominal voltage

	Nominal voltage 400 V
	Nominal voltage 500 V
	Nominal voltage 660 V





Polarity

	3-pole
	5-pole
	7-pole
	8-pole
	10-pole
	12-pole


Slot widths

	Slot width 7.5 mm
	Slot width 11 mm
	Slot width 11–12 mm
	Slot width 12 mm
	Slot width 15 mm
	Slot width 16 mm
	Slot width 16.5 mm
	Slot width 16–17 mm
	Slot width 17 mm
	Slot width 18 mm
	Slot width 22 mm
	Slot width 35 mm











Screw heads

	Philips screw
	Torx screw
	Phillips screw
	Pozidriv











Firing devices

	Bolt-firing tool
	Nail device





Protection rating

	Protection rating IP 20
	Protection rating IP 30
	Protection rating IP 31
	Protection rating IP 44
	Protection rating IP 54
	Protection rating IP 55
	Protection rating IP 65
	Protection rating IP 66
	Protection rating IP 67
	Protection rating IP 68
















Metals

	Aluminium
	Aluminium/steel
	Stainless steel, rustproof
	Stainless steel, rustproof
	Stainless steel, rustproof
	Copper
	Brass
	Steel
	Malleable iron
	Die-cast zinc

Plastics

	Acrylonitrile butadiene styrene
	Duroplast, Aminoplast, type 131.5
	Duroplast, melamine resin, type 150
	Ethylene vinyl acetate

Plastics

 FA	Fibre-proof material DIN 28091
 GFK	Fibreglass-reinforced plastic
 NBR SBR	Rubber mixture
 NBR	Nitrile rubber
 PETR	Petrolatum
 PA	Polyamide
 PA/ GF	Polyamide, fibre-glass reinforced
 PBPT	Polybutylene terephthalate
 PC	Polycarbonate
 PE	Polyethylene
 PP	Polypropylene
 PP/ GF	Polypropylene, fibre-glass reinforced
 PS	Polystyrene
 PVC	Polyvinylchloride
 ZELL PE	Cellular polyethylene



Numeric directory

GTIN	Item no.	Page	GTIN	Item no.	Page	GTIN	Item no.	Page	GTIN	Item no.	Page	GTIN	Item no.	Page
	/100 pc.			/100 pc.			/100 pc.			/100 pc.			/100 pc.	
5000792	1003038	272	5015376	1015214	277	6489855	1147206	334	5063193	1156098	284	5072799	1175165	285
5000853	1003046	272	5015437	1015303	277	6489862	1147210	334	5063254	1156101	284	5072850	1175211	285
5000914	1003054	272	5015499	1015362	277	6489879	1147214	334	5063315	1156128	284	5072911	1175289	285
5000976	1003062	272	5015550	1015427	277	6489886	1147218	334	5063377	1156136	284	5072973	1175343	285
5001034	1003070	272	5015611	1015486	277	6489930	1147306	334	5063438	1156144	284	5073031	1175408	285
5001096	1003089	272	5567615	1015494	277	6489947	1147310	334	5063490	1156152	284	5073093	1175467	285
5001157	1003097	272	5567738	1015496	277	6489954	1147314	334	5063551	1156160	284	5073154	1175521	285
5001218	1003100	272	5567790	1015498	277	6489961	1147318	334				5073215	1175580	285
5001270	1003119	272	5567851	1015500	277				5498254	1158007	285	5073277	1175645	285
5001331	1003127	272	5567912	1015508	277	6488865	1148056	327	5498315	1158015	285	5073338	1175696	285
5001393	1003135	272				6488872	1148060	327	5498377	1158023	285	5073390	1175769	285
5001454	1003178	272	5016274	1018078	276	6488889	1148064	327	5498438	1158031	285	5073451	1175823	285
5001515	1003194	272	5016335	1018086	276	6488919	1148068	327	5498490	1158058	285	5073512	1175904	285
5001577	1003208	272	5016397	1018094	276	6488926	1148072	327	5498551	1158066	285			
5001638	1003216	272	5016458	1018108	276	6488933	1148076	328	5498612	1158074	285	6636129	1198012	289
5001690	1003232	272	5016519	1018116	276	6488940	1148080	328	5498674	1158082	285	6636150	1198016	289
5566892	1003259	272	5016571	1018124	276	6488971	1148084	328	5498735	1158090	285	6636167	1198022	289
5001751	1003283	272	5016632	1018132	276	6488988	1148088	328	5498797	1158104	285	6636174	1198028	289
5566953	1003321	272	5016694	1018140	276	6488995	1148092	328	5498858	1158112	285	6636181	1198034	289
5001812	1003356	272	5016755	1018159	276	6489473	1148106	326	5498919	1158120	285	6636198	1198040	289
5001874	1003372	272	5016816	1018167	276	6489480	1148110	326	5358411	1158305	286	6636204	1198046	289
5001935	1003402	272	5016878	1018175	276	6489497	1148114	326	5358428	1158309	286	6636211	1198052	289
5002055	1003461	272	5016939	1018183	276	6489503	1148118	326	5358435	1158313	286	6636228	1198058	289
			5016991	1018191	276	6489510	1148122	326	5358442	1158317	286	6636235	1198064	289
5006619	1008633	273	5017059	1018205	276	6489527	1148126	326	5358473	1158321	286	6636242	1198070	289
5006671	1008641	273	5017110	1018213	276	6489534	1148130	326	5358480	1158325	286	6636273	1198076	289
5006732	1008668	273	5017172	1018221	276	6489558	1148150	326	5358497	1158329	286	6636280	1198082	289
5006855	1008684	273	5017233	1018256	276	6489565	1148154	326	5358503	1158333	286	6636297	1198090	289
5006978	1008706	273	5017295	1018264	276	6489572	1148160	326	5358534	1158337	286	6636303	1198100	289
			5017356	1018280	276	6489589	1148164	326						
5007456	1009028	273	5017417	1018302	276	6489596	1148168	326	5668190	1159712	284	6599332	1362354	266
5007517	1009036	273	5017479	1018337	276	6489602	1148170	326	5668206	1159716	284	6599349	1362356	266
5007579	1009044	273	5017530	1018353	276	6489695	1148206	326	5668213	1159722	284	6599356	1362358	266
5007630	1009052	273	5017592	1018361	276	6489701	1148210	326	5668220	1159728	284	6599363	1362360	266
5007692	1009060	273	5017653	1018396	277	6489718	1148214	326	5668268	1159734	284	6599370	1362362	266
5007753	1009079	273	5017714	1018434	277	6489725	1148218	326	5668275	1159740	284	6599387	1362364	266
5007814	1009087	273	5017776	1018477	277	6489732	1148222	326	5668282	1159746	284	6599394	1362367	266
5007876	1009109	273	5568339	1018507	277	6489749	1148226	326	5668299	1159752	284	6599400	1362369	266
5007937	1009117	273	5017837	1018558	277	6489756	1148230	326	5668305	1159758	284	6599417	1362372	266
5007999	1009168	273	5017899	1018604	277	6489794	1148268	326	5668312	1159764	284	6599424	1362374	266
5008057	1009184	273				6489800	1148272	326	5668329	1159770	284	6599431	1362378	266
5008118	1009192	273		price/100		6489817	1148276	326	5668336	1159776	284	6600700	1362382	266
5008170	1009206	273	5044598	1115332	118	6489824	1148280	326				6599448	1362386	266
5008231	1009214	273	5044659	1115359	118	6490059	1148306	327	5064459	1160125	283	6599455	1362389	266
5008354	1009230	273		/100 pc.		6490066	1148310	327	5064510	1160168	283	6599585	1362404	265
5008712	1009362	273	5440987	1115380	75	6490073	1148314	327	5064572	1160222	283	6599592	1362406	265
5009078	1009427	273	5440994	1115382	75	6490080	1148318	327	5064633	1160281	283	6599608	1362408	265
6458561	1009455	274	5441007	1115384	75	6490110	1148322	327	5064695	1160346	283	6599615	1362410	265
6458578	1009457	274	5441038	1115386	75	6490127	1148326	327	5064756	1160400	283	6599622	1362412	265
6458585	1009459	274	5441045	1115388	75	6490134	1148330	327	5064817	1160451	283	6599639	1362414	265
6458622	1009461	274		price/100		6490141	1148334	327	5064879	1160524	283	6599646	1362417	265
6458639	1009463	274	5044833	1115421	118	6490172	1148338	327	5064930	1160583	283	6599653	1362420	265
6458646	1009465	274	5044895	1115456	119	6490189	1148342	327	5064992	1160648	283	6599660	1362424	265
6458684	1009469	274	6413010	1115460	119	6490196	1148376	327	5065050	1160702	283	6599677	1362428	265
6458691	1009473	274	5045076	1115553	118	6490202	1148380	327	5065111	1160761	283	6599684	1362432	265
6458707	1009475	274	5045199	1115596	120	6490233	1148384	327	5065173	1160826	283	6599691	1362436	265
6458738	1009477	274	5045250	1115618	117	6490240	1148388	327	5065234	1160907	283	6599707	1362440	265
6458745	1009481	274	5045311	1115626	117	6490257	1148392	327	5065296	1160990	283	6599714	1362444	265
6458752	1009485	274	5045434	1115650	117	6490264	1148396	327				6609352	1362622	267
6458769	1009489	274	5045496	1115669	119	6490356	1148422	327	5067399	1163124	282	6609369	1362624	267
6458790	1009493	274	5045557	1115677	117	6490493	1148484	327	5067450	1163167	282	6609376	1362626	267
			5045618	1115685	117	6490509								

GTIN	Item no.	Page	GTIN	Item no.	Page	GTIN	Item no.	Page	GTIN	Item no.	Page	GTIN	Item no.	Page
6600021	1362754	268	6856244	2003722	173		/100 pc.			/100 pc.			/100 pc.	
6600038	1362756	268	6856558	2003723	173	5441212	2007436	136	5860938	2022764	203	5446958	2024748	214
6600045	1362758	268	6863815	2003725	173	5682189	2007440	136	5860945	2022766	203	5447016	2024756	214
6600052	1362762	268	6856565	2003726	174	5682196	2007444	136	5860952	2022768	203	5447078	2024764	214
6600069	1362764	268	6856596	2003727	174	5682202	2007448	137	5860969	2022770	203	5447139	2024772	214
6600076	1362768	268	6715862	2003732	174	5985822	2007710	140	5860976	2022772	203	5447191	2024780	214
6600083	1362772	268	6863808	2003737	185	5985860	2007712	140	5860983	2022774	203	5447252	2024799	214
6600090	1362776	268	6863792	2003738	185	5985877	2007714	140	5860990	2022776	203	5447313	2024802	214
6600106	1362780	268	6700806	2003740	181	5985884	2007716	141	5533177	2022862	201		/pc.	
6600113	1362784	268	6715732	2003742	181	5985891	2007718	141	5533238	2022864	201	6334612	2024900	246
6600120	1362788	268	6715749	2003744	181	5985839	2007730	142	5533658	2022866	201	6334506	2024910	210
6600144	1362804	271	6700813	2003746	180	5985907	2007732	142	5533719	2022868	201	6563289	2024912	211
6600151	1362806	271	6715923	2003748	184	5985914	2007734	142	5533771	2022870	201	6334520	2024913	211
6600243	1362808	271	7246600	2003749	181	5985921	2007736	142	5533832	2022872	201	6334537	2024916	211
6600168	1362812	271	67114643	2003760	180	5985938	2007738	143	5533894	2022874	201	6334544	2024919	211
6600175	1362814	271	6856602	2003762	180	5985846	2007750	144	5533955	2022876	201	6334551	2024922	211
6600182	1362818	271	6715879	2003768	180	5985945	2007752	144	5534013	2022883	202	6334568	2024925	211
6600199	1362822	271	6687060	2003800	176	5985952	2007754	144	5535638	2022885	202	6536863	2024927	212
6600205	1362826	271	6687077	2003802	176	5985969	2007756	145	5535690	2022887	202	6334599	2024928	212
6600212	1362830	271	6687084	2003804	177	5985976	2007758	145	5535751	2022889	202	6536870	2024929	212
6600229	1362834	271	6715930	2003806	176	5615910	2007831	146	5538219	2022891	202	6536887	2024930	212
6600236	1362838	271	6715947	2003808	177	6478095	2007990	114	5538332	2022893	202	6334605	2024931	212
6608867	1362976	270	6689880	2003818	178				5538455	2022895	202	6536634	2024942	210
6608874	1362978	270	6700790	2003819	178		/pc.		5538516	2022897	202	6536641	2024944	210
6608881	1362980	270	67114650	2003820	178	6465668	2008800	110	5896692	2022900	205	6536672	2024946	210
6608898	1362982	270	6863945	2003822	177	6465675	2008804	110	5896708	2022901	205	6536689	2024948	210
6608904	1362984	270	6863976	2003823	184	6465682	2008808	111	5896739	2022902	205	6536795	2024950	212
6608911	1362986	270	6865499	2003826	179	6465699	2008812	111	5896746	2022903	205	6536801	2024952	212
6608928	1362988	270	7276676	2003828	179	6465705	2008820	111	5896753	2022904	205	6536818	2024954	212
6608935	1362990	270	7246303	2003832	179	6465712	2008824	112	5896760	2022905	205	6536825	2024956	212
6608942	1362992	270	7244842	2003834	179	6465729	2008828	112	5896777	2022906	205	6536856	2024958	212
6608959	1362994	270	67114674	2003840	182	6465736	2008832	112	5896784	2022907	205	6536696	2024972	211
6608966	1362996	270	67114681	2003842	182	6465743	2008840	109	5004127	2022943	206	6536702	2024974	211
			67114698	2003844	182	6465750	2008844	109	5004141	2022945	206	6536733	2024976	211
	price/100		6974641	2003846	183	6465767	2008848	109	5004158	2022947	206	6536740	2024978	211
5137597	1465767	341	67114667	2003848	183	6465774	2008852	110	5004202	2022949	206	6536757	2024980	211
5137771	1465805	341	6715725	2003850	182	6465781	2008860	111	5004240	2022951	206	6536764	2024982	211
5137832	1465821	341	6998463	2003854	183	6465798	2008864	112	5004257	2022953	206	6536917	2024984	213
			6959099	2003890	185	6465804	2008868	112	5004264	2022955	206	6536924	2024986	213
						6465811	2008872	112	5004301	2022957	206	6536931	2024988	213
	/pc.			/100 pc.					5004363	2022964	207	6536948	2024990	213
5139393	1473220	341	6577361	2005000	149	6286539	2010007	135	5004370	2022966	207	6536955	2024992	213
5139454	1473271	341	6577378	2005004	149				5004387	2022968	207			
5139515	1473360	341	6577385	2005008	150		/100 pc.		5004424	2022970	207		/100 pc.	
5139935	1475126	341	6577422	2005012	150	6030774	2011304	165	5004486	2022972	207	5035299	2028870	248
5139997	1475177	341	6577439	2005016	151	6030781	2011308	165	5004493	2022974	207	5035350	2028873	248
5140054	1475266	341	6577446	2005020	151	6030811	2011312	165	5004509	2022976	207	5035411	2028875	248
5140115	1475622	341	6577453	2005024	152	6030835	2011320	165	5004547	2022978	207	5035473	2028877	248
5140177	1475673	341	6582693	2005030	153	6030873	2011324	165	5812166	2022985	208	5035534	2028880	248
5140238	1475762	341	6582709	2005032	154	6030880	2011328	165	5812173	2022987	208	5035596	2028883	248
			6582716	2005034	155	6030897	2011332	165	5812180	2022989	208	5035718	2028885	248
	price/100		6577460	2005050	149	6622603	2011378	166	5812197	2022991	208			
5151210	1488201	341	6577477	2005054	149	6622610	2011381	166	5812203	2022993	208	5167051	2029103	240
	/100 pc.		6577484	2005058	150	6622627	2011384	166	5812210	2022995	208	5167112	2029111	240
5151272	1488252	336	6577491	2005062	150	6622658	2011386	166	5812227	2022997	208	5167174	2029138	240
			6577507	2005066	151	6622665	2011389	166				5167235	2029162	240
5917069	2000001	125	6577545	2005070	151	6622672	2011392	166	6474417	2023040	204	5167297	2029219	240
5917083	2000005	125	6577552	2005074	152	6622689	2011394	166	6474424	2023042	204	5167358	2029294	240
5151395	2000016	125	6580439	2005110	149	6622696	2011396	166	6474455	2023044	204	5167419	2029367	240
5151456	2000024	128	6580484	2005114	149	6622702	2011398	166	6474462	2023046	204	5167471	2029421	240
5313090	2000075	125	6580491	2005118	150	5246909	2011506	244	6474479	2023048	204	5167532	2029480	240
5707899	2000180	126	6580507	2005122	150	5246916	2011514	244				5389934	2029511	249
5152170	2000342	126	6580514	2005126	151	5246930	2011530	244	5839538	2024284	216	5389941	2029514	249

Numeric directory

GTIN	Item no.	Page	GTIN	Item no.	Page	GTIN	Item no.	Page	GTIN	Item no.	Page	GTIN	Item no.	Page
5036319	/100 pc. 2029693	240	5170716	/100 pc. 2033429	232	5781486	price/100 2046536	22	6387724	/100 pc. 2046795	30	5182597	/100 pc. 2048132	247
5036371	2029696	240	5170778	2033488	232	5781493	2046537	22	6387755	2046796	30	5182658	2048167	247
5374299	2030004	239	6595723	2034680	230	5781509	2046538	22	6387762	2046797	30	5182719	2048221	247
5374350	2030008	239				5781547	2046540	22	6387779	2046798	30	5182771	2048299	247
5375678	2030012	239							6387786	2046799	30	5182832	2048361	247
5375913	2030016	239		/100 pc.		5781912	2046553	33	6387816	2046808	26	5182894	2048426	247
5376156	2030020	239	5178811	2043076	247	5781929	2046554	33	6387823	2046809	26	5182955	2048485	247
5376514	2030024	239	5178873	2043092	247	5781967	2046556	33	6387830	2046810	26	5874157	2048906	246
5376576	2030028	239	5178934	2043114	247	5781974	2046557	33	6387847	2046811	26	5874218	2048914	246
5377290	2030032	239	5178996	2043130	247	5781981	2046558	33	6387878	2046812	26	5944539	2048922	246
5168195	2030071	239	5179054	2043165	247	5782018	2046559	33	6387885	2046813	26	5944591	2048930	246
5168256	2030098	239	5179115	2043211	247	5782025	2046560	33	6387892	2046814	26	5944652	2048949	246
5168317	2030101	239	5179177	2043297	247		price/100		6387953	2046816	26	5088998	2048957	246
5168379	2030136	239	5179238	2043351	247	5782032	2046565	13	6387960	2046817	26	5089056	2048965	246
5168430	2030160	239	5179290	2043424	247	5782049	2046566	13	6387991	2046818	26	5089117	2048973	246
5168492	2030217	239	5179351	2043483	247	5782070	2046567	13	6388004	2046819	26			
5168553	2030292	239				5782087	2046568	13	6388011	2046820	26	5089179	2049066	246
5168614	2030365	239	5925743	price/100 2046002	16	5782094	2046569	13	6388028	2046821	26	5095354	2049074	246
5168737	2030489	239	5925774	2046003	16	5782100	2046570	13	6388059	2046822	26	5095415	2049082	246
5377412	2030616	235	5925781	2046004	16	5782131	2046571	13	6388066	2046824	26	5095538	2049090	246
5383352	2030619	235	5925804	2046005	16		/100 pc.		6388073	2046825	26	5095651	2049104	246
5384076	2030624	235	5925835	2046006	16	5781776	2046582	32	6388080	2046826	26	5095712	2049112	246
5389118	2030626	235	5925842	2046007	16	5781783	2046583	32	6388127	2046827	26	5096313	2049120	246
5389170	2030628	235	5925859	2046008	16	5781790	2046584	32	6388134	2046828	26	5127758	2049139	246
5394518	2030632	235				5781806	2046585	32	6388141	2046829	26	5128656	2049503	247
5401711	2030634	235	5925866	price/100 2046012	27	5781844	2046586	32	6388158	2046830	26	5139331	2049511	247
5402497	2030637	235	5925897	2046013	27	5781851	2046587	32		price/100		5153313	2049538	247
5402558	2030640	235	5925903	2046014	27	5781868	2046588	32	5924647	2046840	13	5155478	2049546	247
5402619	2030643	235	5925910	2046015	27		price/100		5924654	2046841	13	5161592	2049554	247
5402671	2030646	235	5925927	2046016	27	5782148	2046593	14	5924661	2046842	13	5228615	2049562	247
5402732	2030649	235	5925965	2046017	27	5782155	2046594	14	5924678	2046843	13	5232810	2049570	247
5402794	2030652	235	5925972	2046018	27	5782162	2046595	14	5924685	2046844	13	5315018	2049589	247
5402978	2030655	235	5925989	2046022	34	5782209	2046596	14	5924692	2046845	13			
5403517	2030659	235	5926016	2046023	34	5782216	2046597	14	5924708	2046846	13	5622819	2050005	218
5403999	2030661	235	5926023	2046024	34	5782223	2046598	14		/100 pc.		5907633	2050013	218
5404118	2030664	235	5926030	2046025	34	5782226	2046599	14	5924784	2046854	32	5907572	2050021	218
5405610	2030667	235	5926047	2046026	34		/100 pc.		5924791	2046855	32	5830290	2050048	218
5405795	2030670	235	5926078	2046027	34	5782384	2046620	33	5924807	2046856	32	5622093	2050056	218
5405856	2030673	235	5926085	2046028	34	5782391	2046621	33	5924814	2046857	32	5620952	2050064	218
5407713	2030675	235				5782407	2046622	33	5924821	2046858	32	5618973	2050072	218
5824350	2030705	236	5926092	price/100 2046032	24	5782445	2046623	33	5924838	2046859	32	5615071	2050080	218
5434238	2030713	236	5926108	2046033	24	5782452	2046624	33	5924845	2046860	32	5612490	2050099	218
5434351	2030748	236	5926139	2046034	24	5782469	2046625	33		price/100		5606017	2050102	218
5434412	2030756	236	5926146	2046035	24	5782490	2046626	33	5924852	2046861	21	5829997	2050145	219
5907510	2030764	236	5926153	2046036	24		price/100		5924869	2046862	21	5601210	2050153	219
5434535	2030772	236	5926160	2046037	24	5923640	2046720	14	5924876	2046863	21	5600855	2050161	219
5434597	2030780	236	5926177	2046038	24	5923657	2046721	14	5924883	2046864	21	5212232	2050188	219
5824411	2030799	236				5923664	2046722	14	5924890	2046865	21	5208631	2050196	219
5434658	2030802	236	5926184	price/100 2046042	31	5923671	2046723	14	5924906	2046866	21	5596295	2050307	217
5434719	2030810	236	5926191	2046043	31	5923688	2046724	14	5924913	2046867	21	5594857	2050315	217
5824473	2030829	236	5926207	2046044	31	5923695	2046725	14		/100 pc.		5594734	2050323	217
5824534	2030837	236	5926214	2046045	31	5923701	2046726	14	5924999	2046875	32	5594673	2050331	217
			5926221	2046046	31		/100 pc.		5925002	2046876	32	5594611	2050358	217
5371878	2031450	233	5926238	2046047	31	5924050	2046760	27	5925019	2046877	32	5315131	2050366	217
5371885	2031451	233	5926245	2046048	31	5924104	2046761	27	5925026	2046878	32	5316695	2050374	217
5371915	2031452	233	5926252	2046052	33	5924111	2046762	27	5925033	2046879	32	5373391	2050382	217
5371922	2031453	233	5926259	2046053	33	5924173	2046763	27	5925040	2046880	32			
5371939	2031454	233	5926269	2046054	33	5924180	2046764	27	5925057	2046881	32	5183198	2054000	197
			5926276	2046054	33	5924197	2046765	27				5183259	2054019	196
			5926283	2046055	33	5924203	2046766	27	5957799	2047588	38	5183310	2054086	197
5481454	2032378	244	5926290	2046056	33	5924210	2046770	33	5957805	2047589	38	5183372	2054094	196
5481515	2032380	244	5926306	2046057	33	5924258	2046771	33	5957812	2047590	38	6334629	2054450	189
5481577	2032382	244	5926313	2046058	33	5924272	2046772	33	5957829	2047591	38	6334650	2054454	189
5481638	2032384	244				5924296	2046773	33	5957836	2047592	38	6334667	2054458	189
5481690	2032386	244	5781028	2046500	21	5924302	2046774	33	5957843	2047593	38	5879916	2054485	190
5481812	2032388	244	5781066	2046501	21	5924333	2046775	33	6332243	2047812	37	5825319	2054507	190
			5781073	2046502	21	5924340	2046776	33	6332250	2047831	37	5477976	2054523	190
5409274	2033003	232	5781080	2046503	21	6388165	2046778	30	6332267	2047839	37			
5424031	2033007	232	5781127	2046505	21	6388172	2046779	30	6332274	2047855	37	5432258	2055929	193
5426554	2033011	232	5781134	2046506	21	6388189	2046780	30	6332281	2047863	37		</	

GTIN	Item no.	Page	GTIN	Item no.	Page	GTIN	Item no.	Page	GTIN	Item no.	Page	GTIN	Item no.	Page
	/100 pc.			/100 pc.			/100 pc.		6869756	2154054	27		/100 pc.	
5187752	2082578	228	5471318	2088746	238	5474852	2091682	248	6869794	2154056	27	6417230	2331880	338
5187813	2082594	228	5471370	2088754	238	5897712	2091685	248	6869800	2154058	27	6417247	2331884	338
5187875	2082616	228	5471554	2088762	238				6869817	2154062	27	6417254	2331886	338
			5471615	2088770	238	5196570	2124149	278	6869824	2154064	27	6417278	2331890	338
5481331	2083612	229	5471677	2088789	238				6869855	2154066	27	6417285	2331892	338
5481393	2083620	229	5192190	2088819	239	5595359	2146053	258	6869862	2154068	27	6417292	2331910	338
5481874	2083639	229	5192251	2088827	239	5595410	2146061	258	6870066	2154081	34	6417308	2331912	338
5481997	2083647	229	5192312	2088835	239	5595472	2146096	258	6870080	2154083	34	6417315	2331916	338
5482055	2083655	229	5192374	2088843	239	5595533	2146118	258	6870097	2154085	34	6417346	2331918	338
5482116	2083663	229	5192435	2088851	239	5595656	2146134	258	6870103	2154087	34	6417339	2331922	338
5482178	2083671	229	5192497	2088878	239	5595717	2146207	258	6870110	2154091	34	6417353	2331924	338
5482239	2083698	229	5192558	2088886	239	5595779	2146215	258	6870127	2154093	34	6417360	2331934	338
6600793	2083706	227	5192619	2088894	239	5595830	2146258	258	6870158	2154095	34	6417377	2331936	338
5517696	2083712	227				5204275	2146290	258	6870165	2154097	34	6417384	2331944	338
5517757	2083716	227	5192732	2089025	238	5595892	2146320	258		/pc.		6417391	2331946	338
5517818	2083720	227	5192794	2089041	238	5204398	2146363	258	5482895	2154501	19			
5517870	2083724	227	5192855	2089076	238	5595953	2146444	258	5483014	2154528	19	6515158	2332790	279
5517931	2083728	227	5192916	2089092	238	5204510	2146487	258	5483076	2154536	19	6515165	2332794	279
5517993	2083732	227	5192978	2089114	238	5016069	2146509	258	5483137	2154544	19			
5518051	2083736	227	5193036	2089130	238							5228011	2340038	249
			5193098	2089157	238	5844518	2148021	262		/100 pc.				
5189916	2085607	224	5193159	2089173	238	5844570	2148048	262	5036616	2204000	301	5828198	2347229	306
5189978	2085615	224	5193210	2089203	238	5844631	2148056	262	5210672	2204010	301	5828259	2347261	306
5190035	2085623	224	5193272	2089238	238	5863779	2148501	262	5210917	2204800	298	5448099	2347407	307
5190097	2085631	224	5193333	2089254	238	5863830	2148528	262	5210979	2204819	299	6788521	2347580	306
5190158	2085658	224	5193395	2089270	238	5863892	2148536	262	5597490	2204851	298	6788538	2347582	306
5448631	2085666	224	5193456	2089297	238	5947899	2148803	262	5597551	2204878	299	6788545	2347584	306
5448693	2085674	224	5193517	2089319	238	5877691	2148846	262	5597674	2204975	297	6788552	2347586	306
5448754	2085682	224	5193579	2089335	238	5640035	2148862	262	5597735	2204983	298	6788569	2347588	306
5448815	2085690	224	5193630	2089351	238				5597797	2204991	297			
5448877	2085704	224	5193753	2089408	238	5583219	2149004	253				6788675	2348120	306
5840794	2085739	225	5193814	2089424	238	5583936	2149010	253	5211273	2205017	297	6788682	2348122	306
5840855	2085747	225	5193876	2089440	238	5583998	2149016	253	5211334	2205033	298	6788699	2348124	306
5840916	2085755	225	5475392	2089505	237	5584056	2149022	253	5211396	2205041	297	6788705	2348126	306
5840978	2085763	225	5475453	2089513	237	5584292	2149028	253	5710028	2205052	297	6788712	2348128	306
5841036	2085771	225	5475514	2089521	237	5588191	2149034	253	5710035	2205053	298			
5841098	2085798	225	5475576	2089548	237	5588252	2149040	253	5710042	2205054	297			
5841210	2085836	225	5475637	2089556	237	5585671	2149351	254	5044970	2205097	302	5229452	2351021	306
			5475699	2089564	237	5586036	2149357	254	6773572	2205380	291	5669197	2351056	306
5808992	2086018	221	5475750	2089572	237	5586159	2149363	254	6773589	2205384	291	5229513	2351064	306
5809234	2086024	221	5475811	2089580	237	5586395	2149369	254		/100 pc.		5229575	2351099	306
5809418	2086030	221	5475873	2089599	237	5586456	2149375	254	5651635	2205404	291	5242352	2351412	263
5809593	2086036	221	5476412	2089602	237	5616276	2149559	253	5651642	2205408	291	5708971	2351609	262
5809777	2086042	221	5476474	2089610	237	5616337	2149563	253	5651666	2205416	292	5931935	2351650	263
5809890	2086048	221	5476535	2089629	237	5616399	2149567	253	5651703	2205420	292			
5810070	2086054	221	5476597	2089637	237	5616450	2149571	253						
5810131	2086060	221				5616511	2149575	253	5863953	2207028	294	5864974	3010104	246
5810254	2086111	220	5193937	2090074	233	5616993	2149579	253	5798798	2207036	294			
5810377	2086117	220	5193999	2090090	233	5617051	2149583	253	5022497	2207060	295	5241690	3031012	318
5810438	2086123	220	5194057	2090112	233	6409235	2149916	260	5809395	2207080	294	5851417	3031500	318
5810735	2086129	220	5194118	2090139	233	6409242	2149920	260	5809401	2207088	294			
5810858	2086135	220	5194170	2090163	233	6409259	2149925	260	5809449	2207112	295			
5810971	2086141	220	5194231	2090201	233	6409266	2149932	260	5864011	2207184	302	5245773	3100154	311
5811152	2086147	220	5194293	2090295	233	6409273	2149940	260				5245834	3100189	311
5811213	2086153	220	5194354	2090368	233	6409297	2149950	260	5698357	2222809	280	5245896	3100251	311
5858256	2086156	220	5194415	2090422	233	6409303	2149963	260	5705796	2222833	280	5245957	3100308	311
5858263	2086159	220	5194477	2090481	233				5705734	2222841	280	5246015	3100405	311
5655435	2086165	223	5471738	2090511	232				5707837	2222868	280			
5655480	2086169	223	5471790	2090538	232	5028154	2153572	38	5509837	2222876	280	5851059	3105016	311
5655497	2086173	223	5472810	2090546	232		/100 pc.					5851110	3105024	311
5655503	2086177	223	5472933	2090554	232	5742395	2153718	256	6416929	2331800	338	5851172	3105032	311
5655534	2086181	223	5472995	2090562	232	5741732	2153726	256	6416936	2331802	338			
5655541	2086185	223	5473411	2090570	232	5741671	2153734	256	6416943	2331810	338	5250395	3133028	315
5655558	2086189	223	5474012	2090589	232	6868384	2153839	28						

Numeric directory

GTIN	Item no.	Page	GTIN	Item no.	Page	GTIN	Item no.	Page	GTIN	Item no.	Page	GTIN	Item no.	Page
5317418	/100 pc. 3164020	325	6709601	3492018	314	6411832	3498326	313	6719266	6132556	68		price/m	
			6709618	3492020	314	6411849	3498328	313	6719273	6132560	69	6040209	6178480	76
5871156	3176428	328	6709625	3492022	314	6411856	3498334	313	6719280	6132562	69	6040322	6178482	77
			6395934	3492023	314	6411863	3498336	313	6719297	6132564	69	6040445	6178484	77
			6709656	3492024	314	6411870	3498340	313	6719303	6132566	69	6040568	6178486	76
5297673	3397068	333	6709663	3492025	314	6411887	3498342	313	6719310	6132568	70	6040681	6178488	76
5297734	3397084	333	6709670	3492026	314	6592678	3498344	313	6719327	6132570	71	6040803	6178490	76
5297796	3397106	333	6179091	3492032	314	6411894	3498350	313	6719334	6132572	71	6040926	6178492	76
5297857	3397114	333				6411900	3498352	313	6719341	6132574	71	6041282	6178504	77
			6652297	3497600	315	6411924	3498390	312	6719358	6132576	71	6041404	6178506	77
5298090	3400069	332	6652365	3497608	315	6411948	3498396	312	6719365	6132580	78	6041527	6178508	77
5298151	3400085	332	6652426	3497616	315	6571499	3498768	314	6728602	6132582	78	6041640	6178510	78
5298212	3400107	332	6652488	3497640	318	6412075	3498770	314	6719372	6132584	79	6041763	6178512	78
5298274	3400123	332	6652532	3497648	318	6412082	3498774	314	6719389	6132586	79	6041886	6178514	78
5909293	3400173	333	6652563	3497656	318	6466313	3498776	314	6728626	6132593	72		/100 pc.	
5909309	3400175	333	6652662	3497676	318							6014279	6178520	74
5618072	3400177	333	6652723	3497684	318							6337057	6178525	74
5298458	3400332	332	6652778	3497700	315	5417132	5305012	342	6000050	price/m 6178001	43		/pc.	
5298519	3400360	332	6652785	3497702	315	5901785	5305016	342	6000173	6178003	43	6014514	6178527	75
5298571	3400379	332	6652792	3497704	315				6000296	6178005	43	6014637	6178529	75
			6652808	3497706	315				6000418	6178010	43	6688791	6178533	75
5300014	3402061	330	6652839	3497720	318	6326112	6017371	341	6000531	6178012	44		price/m	
5300076	3402088	330	6652846	3497722	318				6000654	6178014	44	5803751	6178552	63
5300137	3402096	330	6652853	3497724	318	6776214	6109780	87	6000777	6178016	44	5803768	6178556	63
5300199	3402126	330				6776221	6109782	87	6000890	6178018	44	5803799	6178559	64
						6776238	6109788	99	6001132	6178026	45	5803805	6178563	64
5300311	3402207	330	6606979	3497800	316	6776252	6109789	99	6001255	6178028	45	5803812	6178566	64
5300373	3402215	330	6606986	3497803	316				6001378	6178031	45	5803744	6178582	62
5300434	3402223	330	6606757	3497820	320				6001491	6178033	45	5803829	6178585	63
5300496	3402304	330	6606764	3497822	320	5125037	6109800	87	6001613	6178035	46	5803836	6178588	63
5909415	3402306	330	6606771	3497824	320	6101511	6109801	90	6001736	6178037	46		/100 pc.	
5300557	3402312	330	6606788	3497826	320	5125044	6109802	83	6001859	6178039	46	6017829	6178650	74
5909477	3402314	330	6606818	3497830	320	5125075	6109804	83	6002214	6178050	46		price/m	
5300618	3402320	330	6606825	3497832	320	5125082	6109806	84	6002337	6178052	47	5017202	6178940	47
5618089	3402322	330	6606832	3497834	320	5125099	6109808	84	6002450	6178054	47		/pc.	
5300670	3402339	330	6606900	3497860	320	5125105	6109810	88	6002573	6178056	47		price/m	
5894780	3402345	330	6606917	3497862	320	5125136	6109812	85	6002696	6178059	48	5009221	6179024	48
5300731	3402444	330	6606924	3497864	320	5125143	6109814	85	6002818	6178061	48		/100 pc.	
5300793	3402452	330	6606931	3497866	320	5125150	6109816	86				6295753	6356311	103
5300854	3402460	330	6606948	3497870	320	5125167	6109818	86	6008339	6178092	74	6295876	6356362	103
5300915	3402479	330	6606955	3497872	320	5125198	6109820	89				6295814	6356397	103
			6606962	3497874	320	5287391	6109821	88				6471195	6356915	103
5868095	3403084	331	6615384	3497875	320	5125204	6109822	90	6004850	6178201	49		price/m	
5868217	3403122	331	6606993	3497876	320	5125211	6109825	89	6004973	6178203	49		/100 pc.	
5944348	3403125	331	6615391	3497878	320	5125228	6109827	91	6005093	6178205	49	6296354	6357008	104
5944409	3403127	331	6464661	3497906	319	6404704	6109829	93	6005215	6178207	49	6296415	6357016	104
5868279	3403130	331	6464678	3497909	319	5125266	6109832	98	6005307	6178209	50		price/m	
5944386	3403135	331	6464685	3497912	319	5125273	6109834	95	6005406	6178211	50		/100 pc.	
5944447	3403137	331	6464708	3497915	321	6101528	6109835	96	6005505	6178213	50	6199815	6406122	322
5946250	3403145	331	6467884	3497932	321	5125280	6109836	96	6005802	6178225	50	5059585	6406125	322
5946267	3403147	331	6464937	3497981	319	6101559	6109837	96	6005932	6178227	51	6563111	6406130	322
5944393	3403155	331				5125310	6109838	95	6006052	6178229	51	6077595	6406138	323
5944454	3403163	331	6651290	3498103	308	5428459	6109839	95	6006175	6178231	51	6078370	6406142	323
5868330	3403165	331	6952175	3498105	308	5125327	6109840	95	6006298	6178233	51	6199877	6406157	322
5946298	3403175	331				6101566	6109841	96	6006410	6178236	52	6077717	6406189	323
5946304	3403177	331	6559657	3498108	308	5125334	6109842	95	6009411	6178302	55	6078431	6406193	323
			6559626	3498124	310	6101573	6109843	96	6009534	6178305	55	6199990	6406203	322
5301691	3404080	331	6563920	3498130	322	5125341	6109850	99	6009657	6178307	55	5925248	6406205	323
5301752	3404102	331	6563937	3498132	322	5125372	6109852	99	6009732	6178310	55	5925255	6406207	323
5301813	3404129	331	6563944	3498134	322	5125389	6109854	100	6009831	6178312	56	6200054	6406254	323
5301936	3404331	332	6563951	3498136	322	6169368	6109856	97	6009930	6178314	56	6200115	6406270	323
5301998	3404358	332	6563968	3498140	322	6169375	6109858	97	6010073	6178316	56	6200238	6406521	323
6095506	3404372	332	6563975	3498142	322	5125396	6109860	99	6010196	6178320	56	6200290	6406556	323
6095513	3404377	332	6563982	3498144	322	5125402	6109861	98	6010318	6178322	57	6291311	6406564	323
6095520	3404381	332	6563999	3498146	322	5125440	6109862	98	6010400	6178324	57	6817573	6406580	323
6095537	3404385													

GTIN	Item no.	Page
	/100 pc.	
6201792	6407528	323
6201853	6407536	323
6201914	6407560	323
6201976	6407579	323
6479535	6408478	325
6202157	6408516	324
6479955	6408702	331
6480012	6408710	331
6480074	6408729	331
6480135	6408737	331
6623952	6408958	333
6078493	6408962	333
6078554	6408966	333
6202218	6410081	335
6202270	6410103	335
6202331	6410111	335
6043569	6410154	335
6043682	6410162	335
6348794	6418244	324
6822133	6418248	325
6437474	6418250	324
6518470	6418252	324
5911166	6418255	325
5759041	6418256	325
6204373	6418279	325
6204434	6418287	325
6204496	6418295	325
6204557	6418317	325
6204618	6418368	325
6204670	6418376	325
	/pc.	
5993162	7205570	161
	/100 pc.	
6632800	7205657	162
6028238	7205660	162
6028245	7205663	162
6028269	7205666	162
6028290	7205669	162
6280551	7205675	163
6280568	7205677	163
6280582	7205679	163
6396016	7205700	161
6396023	7205702	161
6810222	7205703	162
	/100 pc.	
6396030	7205704	161
6810239	7205705	162
	/100 pc.	
6396047	7205706	161
6810246	7205707	162
6812325	7205740	158
6812332	7205742	158
6812349	7205744	158
6812288	7205752	158
6812318	7205754	158
6812387	7205756	158
6812394	7205758	159
6812400	7205760	159
6812431	7205762	159
6812141	7205764	160
6812158	7205766	160
6812165	7205768	160
6812196	7205770	160
6812202	7205772	160
6820238	7205780	161
6820245	7205782	161
6820252	7205784	161
6820269	7205786	161



OBO Bettermann OÜ
Läike tee 20
75312 Rae vald
Estonia
Tel.: +372 6519870
E.mail: obo@obo.ee
Web: www.obo.ee

OBO Bettermann SIA
Piedrujas iela 7c
LV-1073 Riga
Latvia
Tel.: +371 67802050
E.mail: obo@obo.lv
Web: www.obo.lv

OBO Bettermann UAB
Jankiškių g. 52
02300 Vilnius
Lithuania
Tel.: +370 52375912
E.mail: obo@obo.lt
Web: www.obo.lt

Building Connections

