

Building installations

Underfloor applications





Our products for your project Towards the future with OBO

Reliable, safe and of the highest quality: Product features such as installation speed, load capacity, functionality and availability are at the forefront of each of our innovations. Discover the whole range of OBO products – in a new structure, allowing us to deal in a more targeted manner with the needs of you, our customers.

It is our aim to be the first port of call for the best and most innovative connections for electrical and data technology infrastructure. Thus, when looking towards the future, we have asked ourselves what we can do to be the best possible partner you could ever imagine, also in the long term. Against this backdrop, we have optimised our structure once again, sharpened our profile and defined our services more clearly. The result: Three new areas of application, which replace our previous seven product units, in order to provide you with a contemporary and user-orientated visual identity and structure, for both products and communication. This helps you to find exactly the products you are looking for in an even faster and simpler manner.

In this catalogue, we will present the entire product variety of the Building installations application area to you. The Building installations area contains cable routing and underfloor systems for administrative and functional buildings including architectural solutions. To meet the wishes of you, our customers, as well as possible, we pay particular attention to top-class functionality during development, which also includes the highest design requirements.

This is how versatile, intelligent solutions are created, which can be used in all living spaces. Our systems transport power and data in a hidden way to the place where you need them. A large selection of device installation units and cable trunking gives you access to power, data and multimedia connections. The wide range of flexible application options thus creates an individual solution for each building.

OBO – simply better.

OBO Product Worlds



Building installations

- Electrical installation ducts and trunking
- Device installation ducts and trunking
- Skirting trunking
- Service poles
- Underfloor applications, in screed
- Underfloor applications, in concrete
- Underfloor applications, on-floor
- Service outlets for underfloor applications
- Floor sockets and floor boxes
- Installation housing and support
- Tabletop sockets
- Sockets, switches, data and multimedia technology

You can find additional products in our new Industrial and Protective installation catalogues



Industrial installations

Cable support systems and connection and fastening systems for industry and construction project infrastructure

- Cable trays
- Mesh cable trays
- Cable ladders
- Industrial ducts
- Support structures
- Electrical installation pipes
- Wiring ducts
- Power supply units
- Distributors
- Junction boxes
- Concealed and cavity wall installations
- Terminals
- Cable glands
- Installation and fastening clips
- Anchors and fastening systems










Safety and protection installations

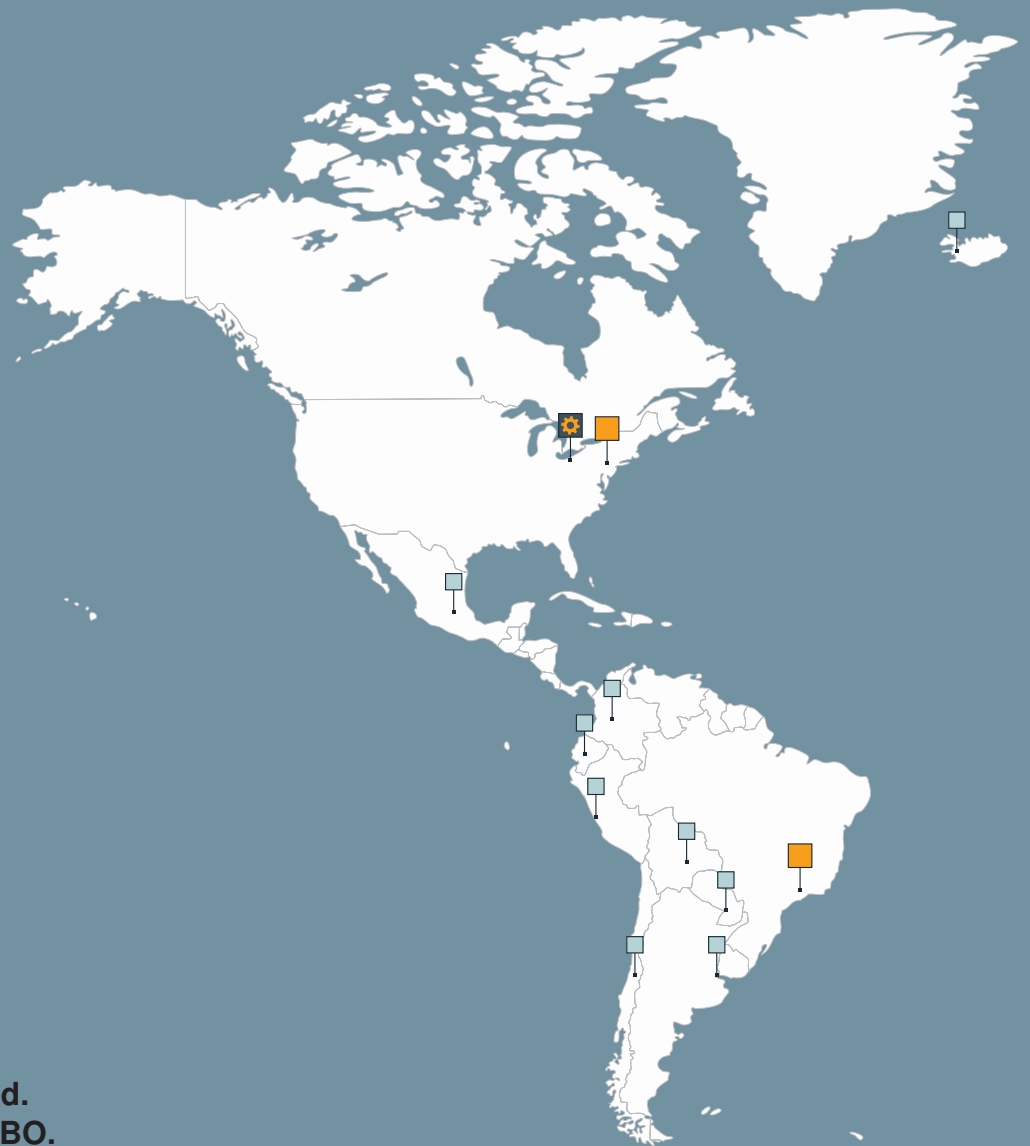
Lightning, surge and fire protection systems

- Surge protection
- Explosion protection
- Lightning protection
- Earthing
- Equipotential bonding
- Insulation
- Cable bandages – prevention of the spread of fire
- Escape route installations – false ceiling mounting
- Fire protection ducts
- Systems for the maintenance of electrical functionality – cable-specific routing variants
- Systems for the maintenance of electrical functionality – standard support structures and routing systems
- Systems for the maintenance of electrical functionality – FireBox T series junction boxes
- Anchoring systems

Contents

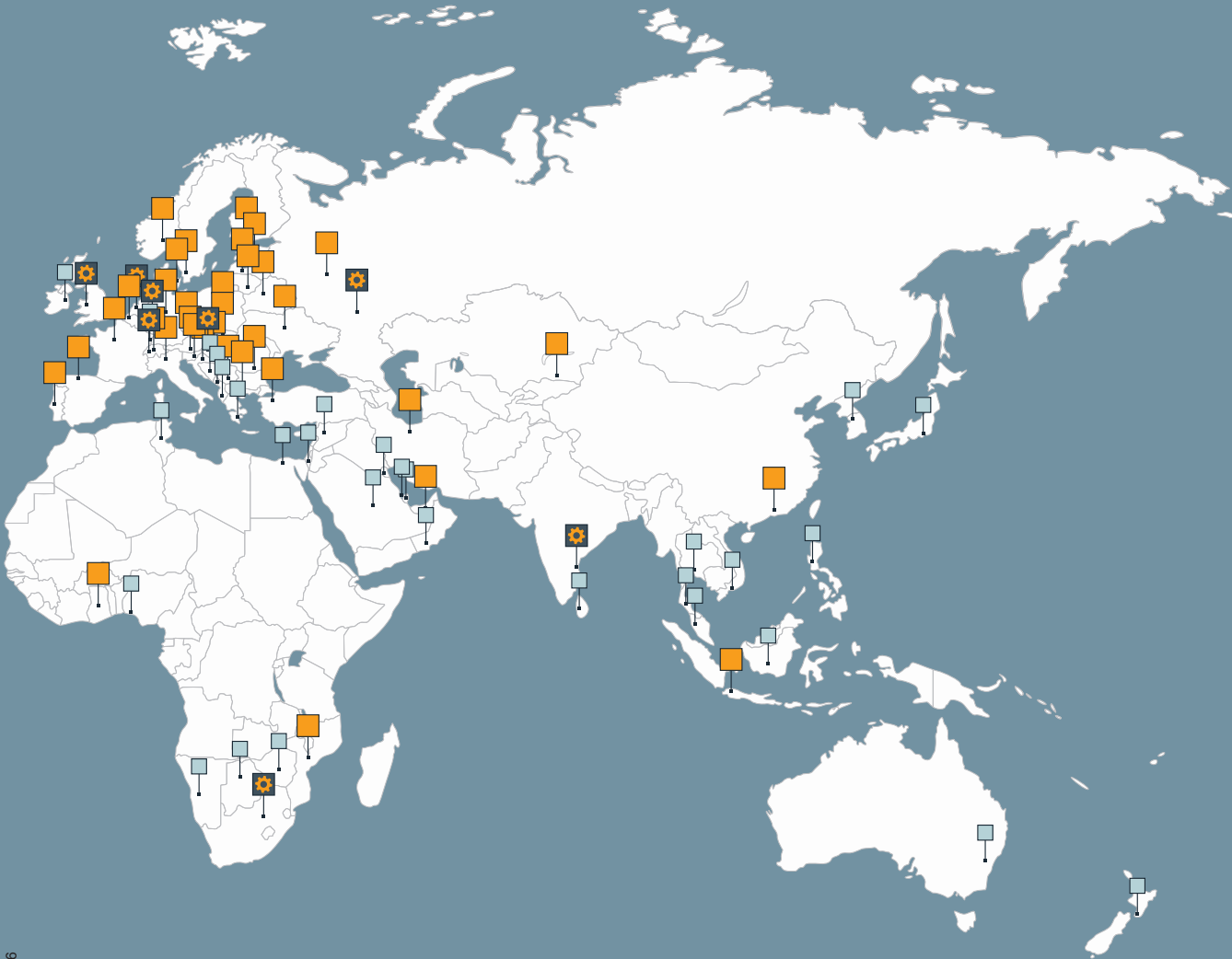
A large, modern architectural atrium with a glass and steel ceiling, concrete pillars, and a red wall in the background. The space is open and bright, with a polished floor and a glass railing in the foreground.

Underfloor applications, in screed	Page 10	
Service outlets and cassettes for underfloor applications	Page 112	
Floor sockets and floor boxes	Page 218	
Installation housing and support	Page 250	
Connectable connection technology, Wieland GST18, WAGO WINSTA	Page 264	
Sockets, switches, data and multimedia technology	Page 266	
Directories	Page 296	



**Welcome world.
Welcome to OBO.**

New solutions to improve functionality and the ease of installation – OBO employees all around the world use their abilities and creativity to make this happen. Because we know that each individual market has its special characteristics and that the requirements for our products change within each market, we have paid particular attention to the compatibility of products in their place of use. We always offer our customers intelligent, well-thought-out solutions. Our brands always keep this promise. The OBO global team wishes to make the work of electrical planners and operatives around the world as easy as possible.



Production location




Subsidiary



Representative office

OBO Support & *contact*



***You have a
problem?
We have the
solution!***

OBO Bettermann is more than the sum of its products. In any situation, we are the reliable partner right by your side. You have a problem? We have the solution!

It doesn't matter in which area of industry our support is needed – from industrial and plant engineering to private, public and administrative buildings, as well as in the areas of mobility and renewable energies – we have everything that you need.

OBO can not only provide the entire electro-technical infrastructure with the best possible products. We can also support you with sound expert knowledge and more than 100 years of experience, right from the planning phase through to the realisation of your projects. OBO – solutions you can rely on.

What is OBO Support?

Every OBO product carries a plus inside it, which only a branded product can offer. It is developed, manufactured and tested with a high level of competence, from the idea right through to the final check. In addition, our specialists are available for consultation and can offer you assistance and training courses for products at any time.

Together with you, we plan your project and help you choose the right products, and are also available to you at any time should you need us. From flawless logistics through to practical information – we can provide support at every level. We can also offer security through certificates on the conformity of our products with the most important standards and directives.

We are as flexible as you are – because we know how practical people work and what is important to them. Each step is a plus – that is the OBO Support concept.

You can contact our Customer Service department on:

Monday to Friday
08:00 a.m. to 5:00
p.m.

Estonia: +372 6519870

Latvia: +371 67802050

Lithuania: +370 52375911

Estonia: obo@obo.ee

Latvia: obo@obo.lv

Lithuania: obo@obo.lt



Service



Training



Handling



Certification

Service – OBO can help

Everywhere and in every project phase:

- Highly competent hotline
- Product and system information, digitally or printed
- Selection and planning aids on the web, as an app, as a CAD application or in printed form
- 2D and 3D product data for planning
- Field service, branch offices and subsidiaries in 60 countries
- Engineering services for major projects

Training courses from OBO

- Seminars and workshops
- Local consultation and training courses
- Planner days

Handling – OBO delivers reliably

With optimised delivery processes:

- Reliable logistics
- Practical transport systems and packaging
- Loading gear handling and disposal concepts

Certification and guarantee










OBO offers safety. Our products fulfil the most important country-specific regulations:

- Conformity (e.g. IEC, VDE, CE, KEMA, KEUR, UL)
- Certification (e.g. DIN EN, DGNB)
- 5-year guarantee for surge protection products
- Guarantee management

Underfloor applications, in screed



Underfloor applications, in screed

	EÜK ducts, screed-covered	12
	Accessories, EÜK screed-covered ducts	20
	Underfloor sockets, screed covered EÜK	24
	Accessories, EÜK underfloor sockets, screed covered	34
	EÜK-SN ducts, screed-covered, self-adjusting	38
	Underfloor sockets, screed covered EÜK-SN	42
	Accessories, EÜK-SN underfloor sockets, self-adjusting	48
	Underfloor sockets, screed covered EÜK MD	52
	OKA trunking, screed-flush	54
	Screed-flush extension units	84
	Accessories, screed-flush trunking OKA	94
	OKB trunking, screed-flush	102
	Accessories, screed-flush trunking OKB	108

Screed-covered duct system

The screed-covered duct system is suitable for all screed types, e.g. for cement screeds, poured asphalt, floating screeds or heated screeds. The electrical installation ducts form a tight, hidden cable routing grid in the screed. Screed boxes allow the expansion with device installation units and access to the electrical installation.

- Replaceable mounting lid
- Can be expanded into a heavy-duty system
- Noise decoupling possible



- Large installation space
- Stable sheet steel side walls
- Screed-flush drip edge
- Rapid height-adjustment function



Ideally suitable for wet cleaning




Suitable for the highest loads and expandable as a heavy-duty system



In use around the world for decades

EÜK underfloor installation ducts

Installation principle




1	Underfloor installation duct	S
2	Duct connection bracket	VW E
3	Connection shackle	VL
4	Vertical bend	KV
5	Underfloor device socket with mounting lid and lid blanking plate (UGD)	UGD55
6	Underfloor junction and branch box (UZD)	UZD
7	End piece	SES

EÜK underfloor installation duct, 28 mm

Underfloor installation duct, 2-compartment

St FS

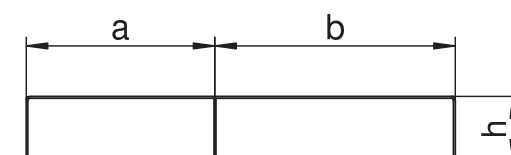


Type	Width mm	Length mm	Height mm	Number of compart- ments pc.	Pack m	Weight kg/100 m	Item no.
S2 19028	190	2000	28	2	2	345.000	7400300
S2 25028	250	2000	28	2	2	410.000	7400312

Underfloor installation duct for laying cables under the floor.

Type	Dim. mm	Dim. b mm	Dim. mm	Cross- section draw a mm ²	Cross- section draw b mm ²
S2 19028	80	110	28	2028	2808
S2 25028	110	140	28	2808	3588


Dimensions



St FS



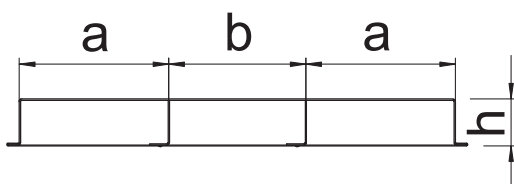
Underfloor installation duct, 3-compartment



Underfloor installation duct for laying cables under the floor.

Type	Width mm	Length mm	Height mm	Number of compart- ments pc.	Pack m	Weight kg/100 m	Item no.
S3 25028	250	2000	28	3	2	438.000	7400324
S3 35028	350	2000	28	3	2	561.000	7400336

Dimensions




Type	Dim.			Cross- section draw a	Cross- section draw b
	Dim. mm	b mm	Dim. mm	mm ²	mm ²
S3 25028	90	70	28	2288	1794
S3 35028	120	110	28	3068	2834

EÜK underfloor installation duct, 38 mm

Underfloor installation duct, 2-compartment

St FS

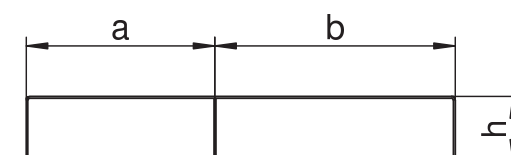


Type	Width mm	Length mm	Height mm	Number of compart- ments pc.	Pack m	Weight kg/100 m	Item no.
S2 19038	190	2000	38	2	2	349.000	7400304
S2 25038	250	2000	38	2	2	427.000	7400316

Underfloor installation duct for laying cables under the floor.

Type	Dim.		Dim.	Cross- section draw a	Cross- section draw b
	mm	mm	mm	mm ²	mm ²
S2 19038	80	110	38	2808	3888
S2 25038	110	140	38	3888	4968


Dimensions



St FS



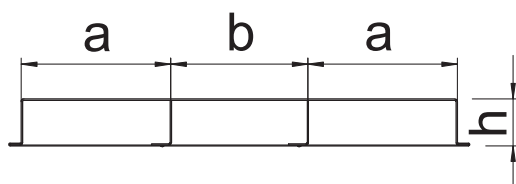
Underfloor installation duct, 3-compartment



Underfloor installation duct for laying cables under the floor.

Type	Width mm	Length mm	Height mm	Number of compart- ments pc.	Pack m	Weight kg/100 m	Item no.
S3 25038	250	2000	38	3	2	466.000	7400328
S3 35038	350	2000	38	3	2	595.000	7400340

Dimensions




Type	Dim. mm	Dim. b mm	Dim. mm	Cross- section draw a mm ²	Cross- section draw b mm ²
S3 25038	90	70	38	3168	2484
S3 35038	120	110	38	4248	3924

EÜK underfloor installation duct, 48 mm

Underfloor installation duct, 2-compartment

St FS

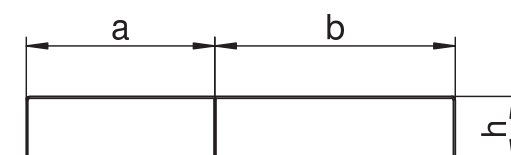


Type	Width mm	Length mm	Height mm	Number of compart- ments pc.	Pack m	Weight kg/100 m	Item no.
S2 19048	190	2000	48	2	2	376.000	7400308
S2 25048	250	2000	48	2	2	451.000	7400320

Underfloor installation duct for laying cables under the floor.

Type	Dim.		Dim.	Cross- section draw a	Cross- section draw b
	mm	mm	mm	mm ²	mm ²
S2 19048	80	110	48	3588	4968
S2 25048	110	140	48	4968	6348


Dimensions



St FS



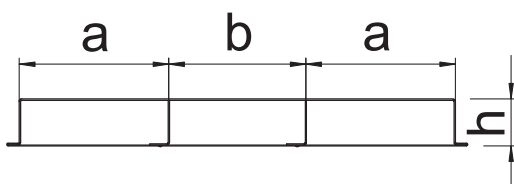
Underfloor installation duct, 3-compartment



Underfloor installation duct for laying cables under the floor.

Type	Width mm	Length mm	Height mm	Number of compart- ments pc.	Pack m	Weight kg/100 m	Item no.
S3 25048	250	2000	48	3	2	500.000	7400332
S3 35048	350	2000	48	3	2	607.000	7400344

Dimensions




Type	Dim.			Cross- section draw a	Cross- section draw b
	Dim. mm	b mm	Dim. mm	mm ²	mm ²
S3 25048	90	70	48	4048	3174
S3 35048	120	110	48	5428	5014

Vertical bend, 28 mm

Vertical bend, two-compartment, height 28 mm

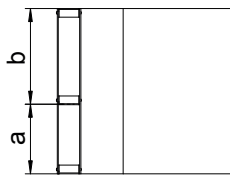
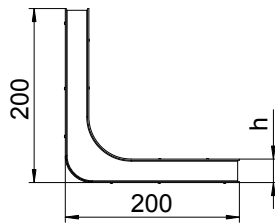
St FS



Type	Width mm	Number of compartments pc.	Height mm	Pack Piece	Weight kg/100 pc.	Item no.
KV2 19028	190	2	28	1	160.000	7400620
KV2 25028	250	2	28	1	201.000	7400632

For vertical direction changes of screed-covered underfloor installation ducts (wall connections, supplies).


Dimensions



Type	Dim. mm	Dim. b mm	Dim. mm	Cross-section draw a mm ²	Cross-section draw b mm ²
KV2 19028	80	110	28	2028	2808
KV2 25028	110	140	28	2808	3588

Vertical bend, three-compartment, height 28 mm

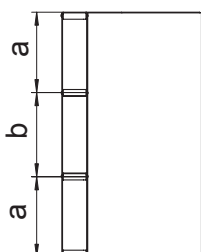
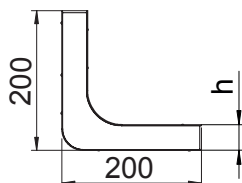
St FS



Type	Width mm	Number of compartments pc.	Height mm	Pack Piece	Weight kg/100 pc.	Item no.
KV3 25028	250	3	28	1	213.000	7400644
KV3 35028	350	3	28	1	275.000	7400656

For vertical direction changes of screed-covered underfloor installation ducts (wall connections, supplies).

Dimensions



Type	Dim. mm	Dim. b mm	Dim. mm	Cross-section draw a mm ²	Cross-section draw b mm ²
KV3 25028	90	70	28	2288	1794
KV3 35028	120	110	28	3068	2834


St FS



Vertical bend, two-compartment, height 38 mm

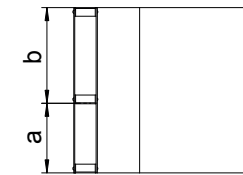
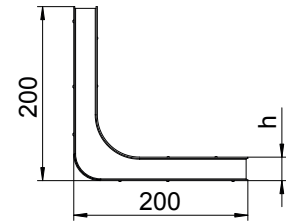
Type	Width mm	Number of compartments pc.	Height mm	Pack Piece	Weight kg/100 pc.	Item no.
KV2 19038	190	2	38	1	170.000	7400624
KV2 25038	250	2	38	1	210.000	7400636

For vertical direction changes of screed-covered underfloor installation ducts (wall connections, supplies).



Type	Dim. mm	Dim. b mm	Dim. mm	Cross-section draw a mm ²	Cross-section draw b mm ²
KV2 19038	80	110	38	2808	3888
KV2 25038	110	140	38	3888	4968

Dimensions




St FS



Vertical bend, three-compartment, height 38 mm

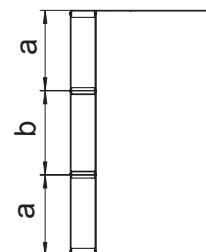
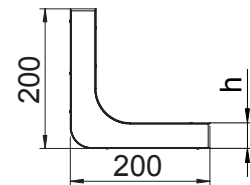
Type	Width mm	Number of compartments pc.	Height mm	Pack Piece	Weight kg/100 pc.	Item no.
KV3 25038	250	3	38	1	223.000	7400648
KV3 35038	350	3	38	1	286.000	7400660

For vertical direction changes of screed-covered underfloor installation ducts (wall connections, supplies).



Type	Dim. mm	Dim. b mm	Dim. mm	Cross-section draw a mm ²	Cross-section draw b mm ²
KV3 25038	90	70	38	3168	2484
KV3 35038	120	110	38	4248	3924


Dimensions



Vertical bend, 48 mm

Vertical bend, two-compartment, height 48 mm

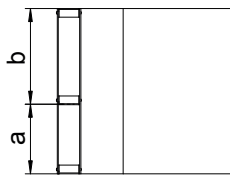
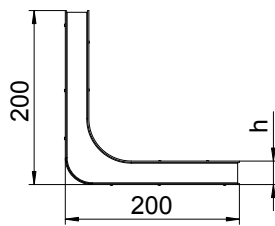
St FS



Type	Width mm	Number of compartments pc.	Height mm	Pack Piece	Weight kg/100 pc.	Item no.
KV2 19048	190	2	48	1	176.000	7400628
KV2 25048	250	2	48	1	215.000	7400640

For vertical direction changes of screed-covered underfloor installation ducts (wall connections, supplies).


Dimensions



Type	Dim. mm	Dim. b mm	Dim. mm	Cross-section draw a mm ²	Cross-section draw b mm ²
KV2 19048	80	110	48	3588	4968
KV2 25048	110	140	48	4968	6348

Vertical bend, three-compartment, height 48 mm

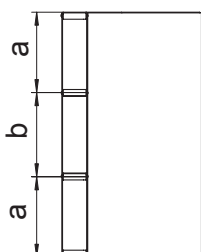
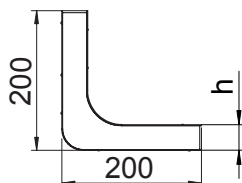
St FS



Type	Width mm	Number of compartments pc.	Height mm	Pack Piece	Weight kg/100 pc.	Item no.
KV3 25048	250	3	48	1	233.000	7400652
KV3 35048	350	3	48	1	296.000	7400664

For vertical direction changes of screed-covered underfloor installation ducts (wall connections, supplies).

Dimensions



Type	Dim. mm	Dim. b mm	Dim. mm	Cross-section draw a mm ²	Cross-section draw b mm ²
KV3 25048	90	70	48	4048	3174
KV3 35048	120	110	48	5428	5014

St FS



Connection shackle, height 28 mm

Type	Dim. mm	Dim. mm	Pack Piece	Weight kg/100 pc.	Item no.
VL 19028E	190	28	1	24.900	7400960
VL 25028E	250	28	1	32.300	7400966
VL 35028E	350	28	1	36.800	7400972



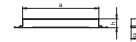
Duct connectors for conductive mounting of screed-covered underfloor installation duct.

St FS



Connection shackle, height 38 mm

Type	Dim. mm	Dim. mm	Pack Piece	Weight kg/100 pc.	Item no.
VL 19038E	190	38	1	25.800	7400962
VL 25038E	250	38	1	33.100	7400968
VL 35038E	350	38	1	40.400	7400974




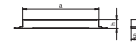
Duct connectors for conductive mounting of screed-covered underfloor installation duct.

St FS



Connection shackle, height 48 mm

Type	Dim. mm	Dim. mm	Pack Piece	Weight kg/100 pc.	Item no.
VL 19048E	190	48	1	26.600	7400964
VL 25048E	250	48	1	34.000	7400970
VL 35048E	350	48	1	41.200	7400976



Duct connectors for conductive mounting of screed-covered underfloor installation duct.

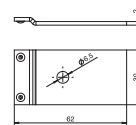
Duct connection bracket

St FS



Duct connection bracket (conductive)


Type	Pack Piece	Weight kg/100 pc.	Item no.
VW E	20	2.800	7400980



Connection brackets for the conductive connection between screed-covered duct and underfloor boxes UZD and UGD.

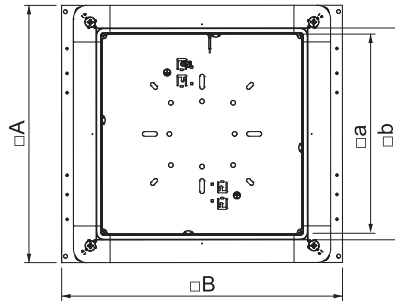
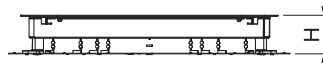


UZD250-3 for screed height 70–125 mm




Underfloor junction and branch box for screed-covered underfloor installation ducts with sheet steel side walls. To mount installation units in the mounting lid (to be ordered separately). Height can be infinitely adjusted to the nominal screed height (rapid adjustment possible) and the screed can be worked flush to the screed scraping edge. With noise decoupling option after screed laying and can be used with system accessories, also for heavy-duty application.

Type	Dim. A mm	Dim. B mm	Dim. Dim. mm	Dim. b mm	Trun-king height mm	Screed height mm	Pack Piece	Weight kg/100 pc.	Item no.
UZD 250-3	367	410	262	283	28-48	70-125	1	420.000	7410030

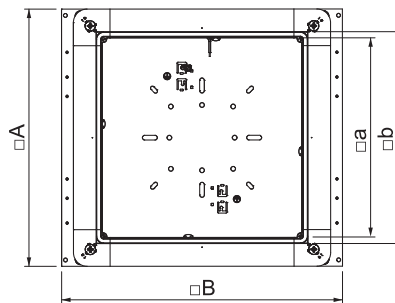
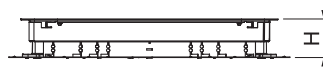


UZD250-3 for screed height 115–170 mm



Underfloor junction and branch box for screed-covered underfloor installation ducts with sheet steel side walls. To mount installation units in the mounting lid (to be ordered separately). Height can be infinitely adjusted to the nominal screed height (rapid adjustment possible) and the screed can be worked flush to the screed scraping edge. With noise decoupling option after screed laying and can be used with system accessories, also for heavy-duty application.

Type	Dim. A mm	Dim. B mm	Dim. Dim. mm	Dim. b mm	Trun-king height mm	Screed height mm	Pack Piece	Weight kg/100 pc.	Item no.
UZD 115170 250-3	367	410	262	283	28-48	115-170	1	480.000	7410043


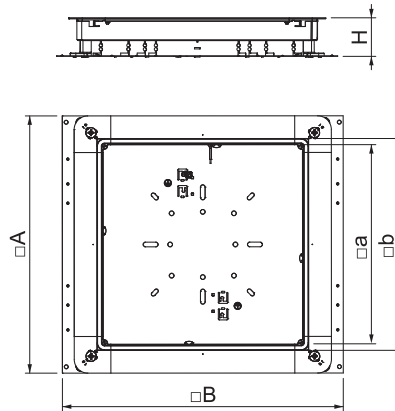


St FS



UZD250-3 for screed height 165–220 mm

Type	Dim. A	Dim. B	Dim. mm	Dim. b mm	Screed height mm	Pack Piece	Weight kg/100 pc.	Item no.
	UZD 165220 250-3	367	410	262	283	165-220	1	530.000



Underfloor junction and branch box for screed-covered underfloor installation ducts with sheet steel side walls. To mount installation units in the mounting lid (to be ordered separately). Height can be infinitely adjusted to the nominal screed height (rapid adjustment possible) and the screed can be worked flush to the screed scraping edge. With noise decoupling option after screed laying and can be used with system accessories, also for heavy-duty application.


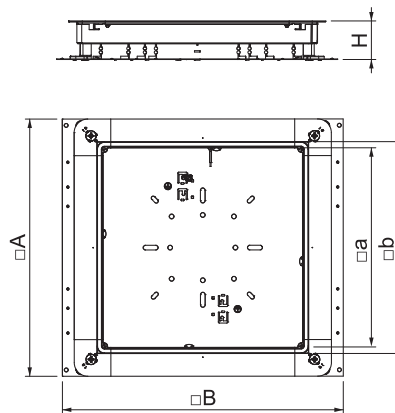
EÜK underfloor sockets 350

St FS




UZD350-3 for screed height 70–125 mm

Type	Dim. A	Dim. B	Dim. mm	Dim. b mm	Trunking height mm	Screed height mm	Pack Piece	Weight kg/100 pc.	Item no.
	UZD 350-3	467	510	362	383	28-48	70-125	1	590.000



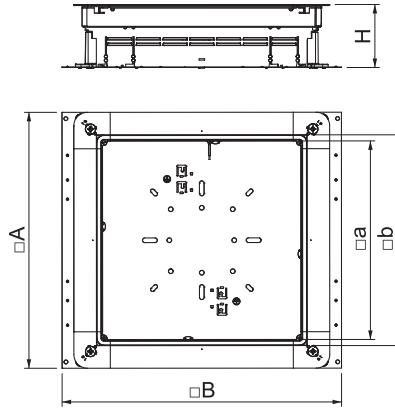
Underfloor junction and branch box for screed-covered underfloor installation ducts with sheet steel side walls. To mount installation units in the mounting lid (to be ordered separately). Height can be infinitely adjusted to the nominal screed height (rapid adjustment possible) and the screed can be worked flush to the screed scraping edge. With noise decoupling option after screed laying and can be used with system accessories, also for heavy-duty application.

UZD350-3 for screed height 115–170 mm




Underfloor junction and branch box for screed-covered underfloor installation ducts with sheet steel side walls. To mount installation units in the mounting lid (to be ordered separately). Height can be infinitely adjusted to the nominal screed height (rapid adjustment possible) and the screed can be worked flush to the screed scraping edge. With noise decoupling option after screed laying and can be used with system accessories, also for heavy-duty application.

Type	Dim. A mm	Dim. B mm	Dim. mm	Dim. b mm	Screed height mm	Pack Piece	Weight kg/100 pc.	Item no.
UZD 115170 350-3	467	510	362	383	115-170	1	665.000	7410047

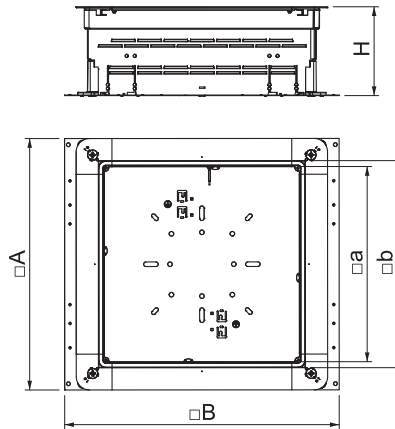


UZD350-3 for screed height 165–220 mm



Underfloor junction and branch box for screed-covered underfloor installation ducts with sheet steel side walls. To mount installation units in the mounting lid (to be ordered separately). Height can be infinitely adjusted to the nominal screed height (rapid adjustment possible) and the screed can be worked flush to the screed scraping edge. With noise decoupling option after screed laying and can be used with system accessories, also for heavy-duty application.

Type	Dim. A mm	Dim. B mm	Dim. mm	Dim. b mm	Screed height mm	Pack Piece	Weight kg/100 pc.	Item no.
UZD 165220 350-3	467	510	362	383	165-220	1	740.000	7410056


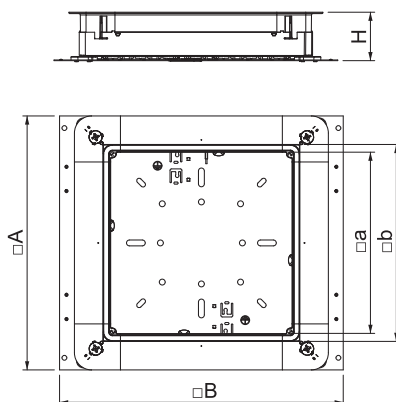


St FS



UZD250-3 with pipe entry for screed height 70–125 mm

Type	Dim.		Dim.		Screed height	Pack Piece	Weight kg/100 pc.	Item no.
	A mm	B mm	Dim. mm	b mm				
UZD 250-3 R	367	410	262	283	70-125	1	436.000	7410031




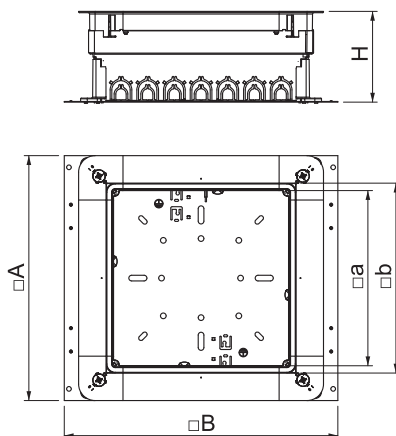
Underfloor junction and branch box for 7 installation pipes on each side (M20 or M32) with sheet steel side walls. To mount installation units in the mounting lid (to be ordered separately). Height can be infinitely adjusted to the nominal screed height (rapid adjustment possible) and the screed can be worked flush to the screed scraping edge. With noise decoupling option after screed laying and can be used with system accessories, also for heavy-duty application.

St FS




UZD/UGD 250 underfloor connection sockets

Type	Dim.		Dim.		Screed height	Pack Piece	Weight kg/100 pc.	Item no.
	A mm	B mm	Dim. mm	b mm				
UZD 170 250-3 R	367	410	262	283	115-170	1	480.000	7410045



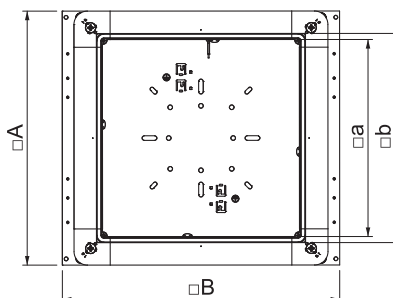
Underfloor junction and branch box for 7 installation pipes on each side (M20 or M32) with sheet steel side walls. To mount installation units in the mounting lid (to be ordered separately). Height can be infinitely adjusted to the nominal screed height (rapid adjustment possible) and the screed can be worked flush to the screed scraping edge. With noise decoupling option after screed laying and can be used with system accessories, also for heavy-duty application.

UZD350-3 with pipe entry for screed height 70–125 mm




Underfloor junction and branch box for 10 installation pipes on each side (M20 or M32) with sheet steel side walls. To mount installation units in the mounting lid (to be ordered separately). Height can be infinitely adjusted to the nominal screed height (rapid adjustment possible) and the screed can be worked flush to the screed scraping edge. With noise decoupling option after screed laying and can be used with system accessories, also for heavy-duty application.

Type	Dim. A mm	Dim. B mm	Dim. mm	Dim. b mm	Screed height mm	Pack Piece	Weight kg/100 pc.	Item no.
UZD 350-3 R	467	510	362	383	70-125	1	590.000	7410035

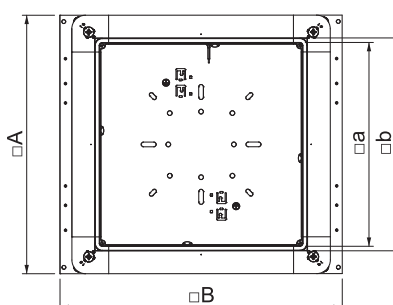


UZD/UGD 350 underfloor connection sockets



Underfloor junction and branch box for 10 installation pipes on each side (M20 or M32) with sheet steel side walls. To mount installation units in the mounting lid (to be ordered separately). Height can be infinitely adjusted to the nominal screed height (rapid adjustment possible) and the screed can be worked flushed to the screed scraping edge. With noise decoupling option after screed laying and can be used with system accessories, also for heavy-duty application.

Type	Dim. A mm	Dim. B mm	Dim. mm	Dim. b mm	Screed height mm	Pack Piece	Weight kg/100 pc.	Item no.
UZD 170 350-3 R	467	510	362	383	115-170	1	600.000	7410048





System 55 for thin screed layers

Low floor structure heights require special solutions for underfloor installations. System 55 is used for screed heights of 55 mm plus floor covering or higher. It is ideal for supplying large areas, particularly in offices and administrative buildings. The duct and trunking systems can be adapted to meet the specific requirements of the construction project and comprise screed-covered and screed-flush solution variants.

The System 55 service outlets have a fixed construction height of 55 mm. This allows simple installation of sockets, data and multimedia connections from the Modul 45® series from OBO Bettermann.

Screed-flush system

The open, screed-flush OKA trunking system provides the highest level of flexibility in cable routing. The lids of the trunking can be opened, meaning that the electrical installation can be accessed at any time.



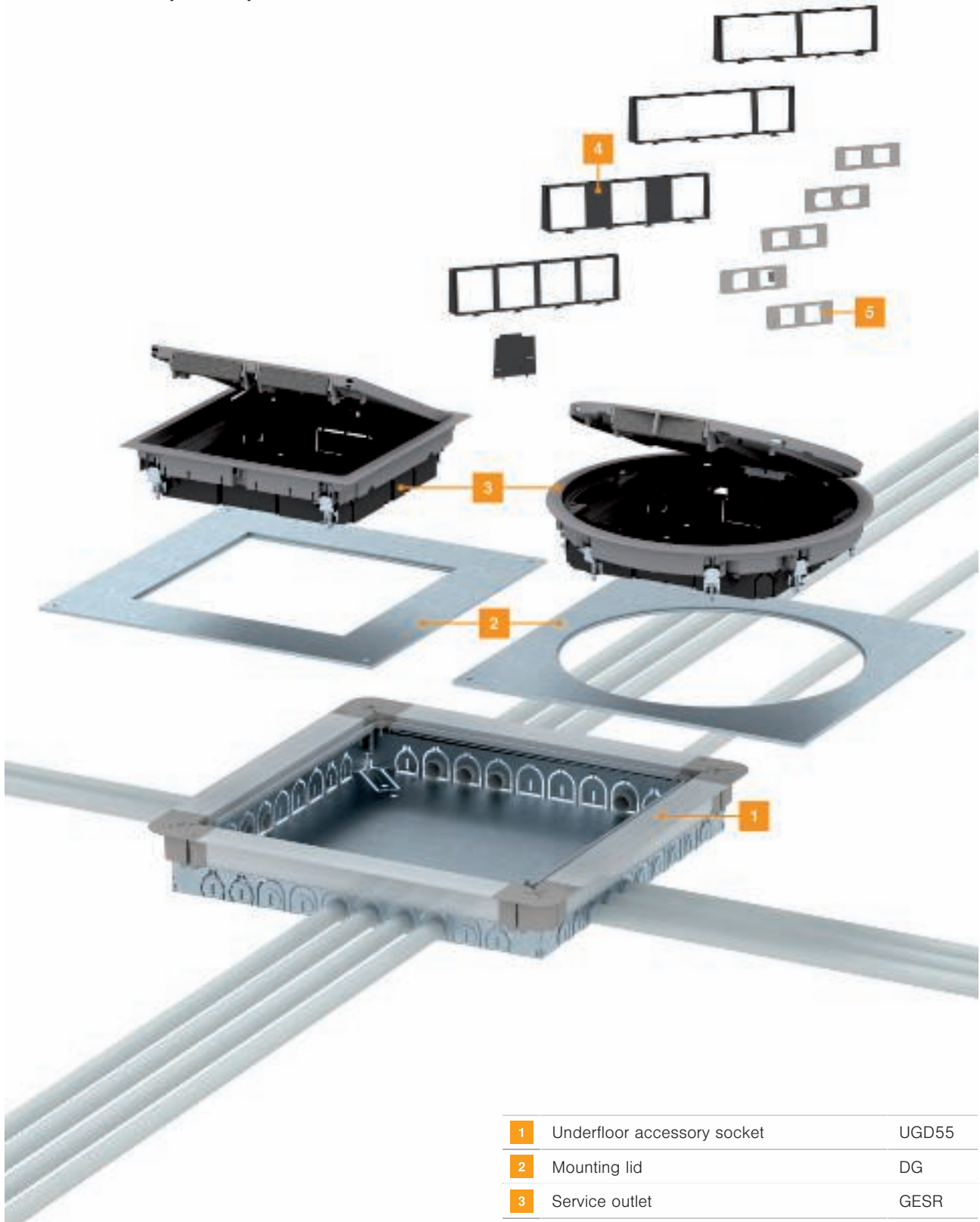
Screed-covered system

The closed, screed-covered EÜK underfloor system allows invisible cable routing, hidden in the screed, via installation pipes.



EÜK underfloor installation duct for thin screed layers

Installation principle




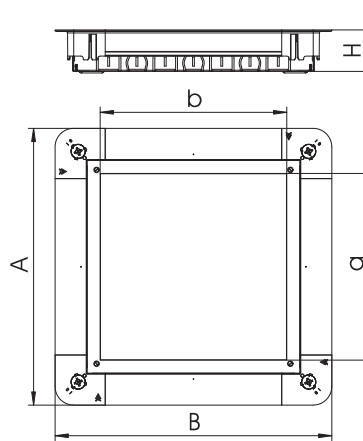
1	Underfloor accessory socket	UGD55
2	Mounting lid	DG
3	Service outlet	GESR
4	Installation frame for Modul 45 accessories	MT45V
5	Mounting plate for the installation of data sockets	MPMT45 2A

St FS



UGD250-3 underfloor box for GES9R/55

Type	Dim. A mm	Dim. B mm	Dim. mm	Dim. b mm	Dim. H mm	Screed height mm	Pack Piece	Weight kg/100 pc.	Item no.
UGD55 250-3 9R	367	367	244	244	55	55-80	1	430.000	7410060




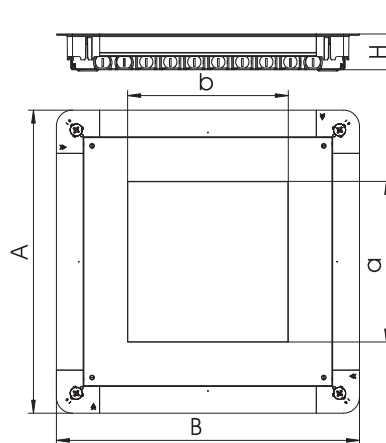
Underfloor accessory box with mounting lid and lid blanking plate with sheet steel side walls. For the installation of a square GES9 55 service outlet in screed heights of 55 mm or more. Height can be infinitely adjusted to the nominal screed height and the screed can be worked flush to the screed scraping edge. With 7 x M20, 3 x M25, 4 x M32 pipe insertion openings on each side. Usable pipe size at a system height of 55 mm: M20.

St FS




Underfloor box UGD350-3 for GES9/55

Type	Dim. A mm	Dim. B mm	Dim. mm	Dim. b mm	Dim. H mm	Screed height mm	Pack Piece	Weight kg/100 pc.	Item no.
UGD55 350-3 9R	467	467	244	244	55	55-80	1	790.000	7410062

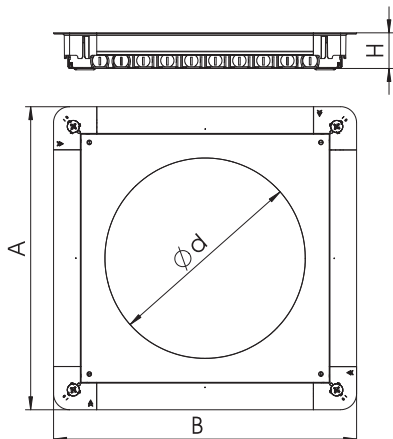


Underfloor accessory box with mounting lid and lid blanking plate with sheet steel side walls. For the installation of a square GES9 55 service outlet in screed heights of 55 mm or more. Height can be infinitely adjusted to the nominal screed height and the screed can be worked flush to the screed scraping edge. With 7 x M20, 3 x M25, 4 x M32 pipe insertion openings on each side. Usable pipe size at a system height of 55 mm: M20.

Underfloor box UGD350-3 for GESR9/55



Type	Dim. A mm	Dim. B mm	Dimension d Ø mm	Dim. H mm	Screed height mm	Pack Piece	Weight kg/100 pc.	Item no.
UGD55 350-3R9R	467	467	305	55	55-80	1	775.000	7410064



Underfloor accessory socket with mounting lid and lid blanking plate with sheet steel side walls. For the installation of a square GES9 55 service outlet in screed heights of 55 mm or more. Height can be infinitely adjusted to the nominal screed height and the screed can be worked flush to the screed scraping edge. With 7 x M20, 3 x M25, 4 x M32 pipe insertion openings on each side. Usable pipe size at a system height of 55 mm: M20.

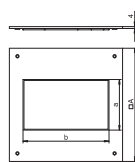




Mounting lid 250

Mounting lid 250, nominal size 2

St FS

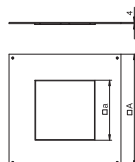



Type	Dim.	Dim.	Dim.	Nominal size	Pack Piece	Weight kg/100 pc.	Item no.
	A mm	mm	b mm				
DUG 250-3 2	282	105	181	2	1	180.000	7400455

Mounting lid for underfloor junction and branch box of type UZD250-3 for the installation of an installation unit of nominal size 2. Installation opening 3 mm recessed for later blanking lock with lid blind plate.

Mounting lid 250, nominal size 4

St FS

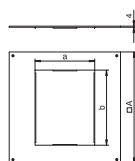



Type	Dim.	Dim.	Nominal	Pack Piece	Weight kg/100 pc.	Item no.
	A mm	mm	size			
DUG 250-3 4	282	201	4	1	121.000	7400459

Mounting lid for underfloor junction and branch box of type UZD250-3 for the installation of an installation unit of nominal size 4. Installation opening 3 mm recessed for later blanking lock with lid blind plate.

Mounting lid 250, nominal size 6

St FS

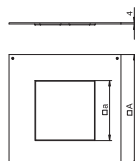



Type	Dim.	Dim.	Dim.	Nominal size	Pack Piece	Weight kg/100 pc.	Item no.
	A mm	mm	b mm				
DUG 250-3 6	282	201	253	6	1	89.000	7400463

Mounting lid for underfloor junction and branch box of type UZD250-3 for the installation of an installation unit of nominal size 6. Installation opening 3 mm recessed for later blanking lock with lid blind plate.

Mounting lid 250 for installation units of nominal size 9

St FS

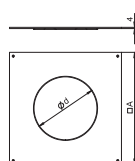



Type	Dim.	Dim.	Nominal	Pack Piece	Weight kg/100 pc.	Item no.
	A mm	mm	size			
DUG 250-3 9	282	244	9	1	62.000	7400467

Mounting lid for underfloor junction and branch box of type UZD250-3 for the installation of an installation unit of nominal size 9. Installation opening 3 mm recessed for later blanking lock with lid blind plate.

Mounting lid 250 for installation units of nominal size R4

St FS



Type	Dim.	Dimension	Nominal size	Pack Piece	Weight kg/100 pc.	Item no.
	A mm	d Ø mm				
DUG 250-3 R4	282	215	R4	1	131.000	7400471

Mounting lid for underfloor junction and branch boxes of type UZD350-3 for the installation of an installation unit of nominal size R4. Installation opening 3 mm recessed as a later blanking lock with lid blind plate.

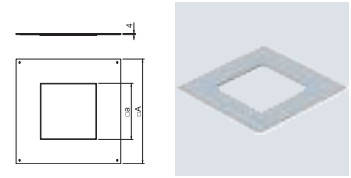
St FS



Mounting cover 350, nominal size 4

Type	Dim.		Nominal size	Pack Piece	Weight kg/100 pc.	Item no.
	A mm	Dim. b mm				
DUG 350-3 4	383	201	4	1	320.000	7400505

Mounting lid for underfloor junction and branch box of type UZD350-2 and UZD350-3 for the installation or creation of an installation unit. Installation opening 3 mm recessed as a later blanking lock with lid blind plate.



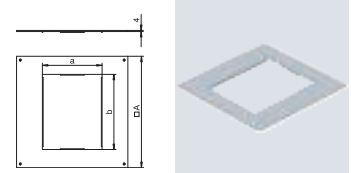
St FS



Mounting lid 350, nominal size 6

Type	Dim.		Nominal size	Pack Piece	Weight kg/100 pc.	Item no.
	A mm	Dim. b mm				
DUG 350-3 6	383	201	6	1	290.000	7400509

Mounting lid for underfloor junction and branch box of type UZD350-3 for the installation of an installation unit of nominal size 6. Installation opening 3 mm recessed for later blanking lock with lid blanking plate.



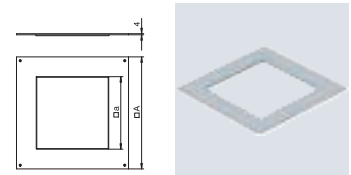
St FS



Mounting lid 350, nominal size 9

Type	Dim.		Nominal size	Pack Piece	Weight kg/100 pc.	Item no.
	A mm	Dim. b mm				
DUG 350-3 9	383	244	9	1	267.000	7400513

Mounting lid for underfloor junction and branch box of type UZD350-3 for the installation of an installation unit of nominal size 9. Installation opening 3 mm recessed for later blanking lock with lid blanking plate.



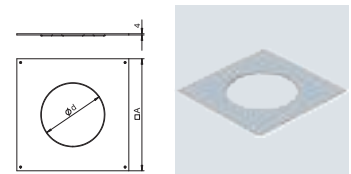
St FS



Mounting lid 350, nominal size R4

Type	Dim. A	Dimension d Ø	Nominal size	Pack Piece	Weight kg/100 pc.	Item no.
	mm	mm				
DUG 350-3 R4	383	215	R4	1	335.000	7400517

Mounting lid for underfloor junction and branch boxes of type UZD350-2 for the installation of an installation unit of nominal size R4. Installation opening 3 mm recessed as a later blanking lock with lid blanking plate.



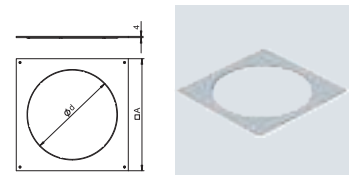
St FS



Mounting lid 350, nominal size R7

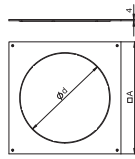
Type	Dim. A	Dimension d Ø	Nominal size	Pack Piece	Weight kg/100 pc.	Item no.
	mm	mm				
DUG 350-3 R7	383	275	R7	1	260.000	7400533

Mounting lid for underfloor junction and branch boxes of type UZD350-3 for the installation of an installation unit of nominal size R7. Installation opening 3 mm recessed as a later blanking lock with lid blanking plate.



Mounting lid 350

Mounting lid 350, nominal size R9

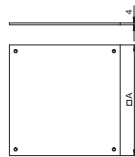


Type	Dim. A		Dimension d Ø	Nominal size	Pack Piece	Weight kg/100 pc.	Item no.
	mm	mm					
DUG 350-3 R9	383	305	R9		1	230.000	7400549

Mounting lid for underfloor junction and branch boxes of type UZD350-3 for the installation of an installation unit of nominal size R9. Installation opening 3 mm recessed as a later blanking lock with lid blanking plate.

Blanking lid

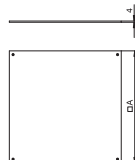

Blanking lid for UZD250-3



Type	Dim. A		Pack Piece	Weight kg/100 pc.	Item no.
	mm	mm			
DU 250-2	282		1	250.000	7400573

Blanking lid for frameless end cover of the underfloor junction and branch boxes of type UZD250-3.

Blanking lid for UZD350-3



Type	Dim. A		Pack Piece	Weight kg/100 pc.	Item no.
	mm	mm			
DU 350-2	383		1	440.000	7400577

Blanking lid for frameless end cover of the underfloor junction and branch boxes of type UZD350-3.

Adhesive tape

Adhesive tape



Type	Length	Width	Pack Piece	Weight kg/100 pc.	Item no.
	m	mm			
KB 50	50	48	1	56.000	7400558

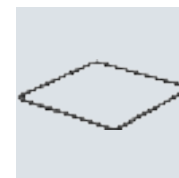
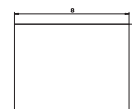
The adhesive tape is used to seal and stabilise underfloor systems.

MGUM



Frame seal


Type	Nominal size	Pack Piece	Weight kg/100 pc.	Item no.
FD 250-2	250	1	4.400	7400784
FD 350-02	350	1	4.900	7400788



Frame seal as flat seal of nominal size 250-2 and 250-3 for UZD/UGD underfloor sockets.



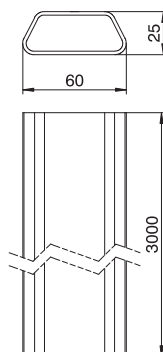
EÜK PVC underfloor installation duct, duct height 25 mm



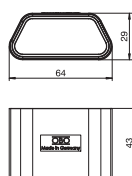
Type	Width mm	Trunking height mm	Length mm	Number of compartments pc.	Cross-section draw area mm ²	Pack m	Weight kg/100 m	Item no.
DU 6025	60	25	3000	1	1030	3	43.000	7425900

Trapezoidal duct, one-compartment, for use in cement screeds and under false floors.

An important precondition for correct underfloor installation is the screed structure. In the case of a screed-covered system, it is important that the screed thickness above the duct has a sufficiently high load capacity.



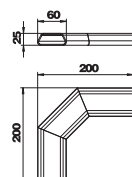
EÜK duct connector



Type	Width mm	Trunking height mm	Pack Piece	Weight kg/100 pc.	Item no.
DUC 6025	60	25	50	1.698	7425910

Coupling element for connecting one-compartment PVC duct lengths with a trapezoid-shaped cross-section.

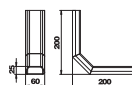
EÜK horizontal bend



Type	Width mm	Trunking height mm	Pack Piece	Weight kg/100 pc.	Item no.
KH DU 6025 90	60	25	1	10.400	7425920

Horizontal bend, 90°, suitable for duct size 60x25.

EÜK vertical bend



Type	Width mm	Trunking height mm	Pack Piece	Weight kg/100 pc.	Item no.
KV DU 6025 90	60	25	1	13.000	7425935

Vertical bend, 90°, suitable for duct size 60x25.

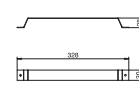
EÜK-SN PVC underfloor installation ducts, 25 mm

St FS



EÜK fastening clamp

Type	Trun-king height mm	Pack Piece	Weight kg/100 pc.	Item no.
DC6025	25	10	10.000	7428342



Fixing strap for three neighbouring 1-compartment PVC duct lengths of width 60 mm.

EÜK-SN PVC underfloor installation ducts, 35 mm

PVC

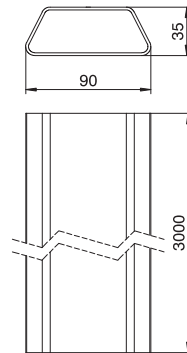



EÜK PVC underfloor installation duct, duct height 35 mm

Type	Width mm	Trun-king height mm	Length mm	Number of compart-ments pc.	Cross-section draw a mm ²	Pack m	Weight kg/100 m	Item no.
DU 9035	90	35	3000	1	2305	3	58.000	7425902

Trapezoidal duct, one-compartment, for use in cement screeds and under false floors.

An important precondition for correct underfloor installation is the screed structure. In the case of a screed-covered system, it is important that the screed thickness above the duct has a sufficiently high load capacity.


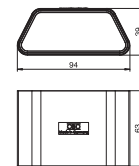


PVC



Duct connector

Type	Width mm	Trun-king height mm	Pack Piece	Weight kg/100 pc.	Item no.
DUC 9035	90	35	50	3.525	7425912



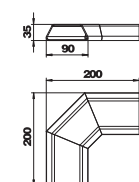
Coupling element for connecting one-compartment PVC duct lengths with a trapezoid-shaped cross-section.

PVC



EÜK horizontal bend

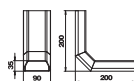
Type	Width mm	Trun-king height mm	Pack Piece	Weight kg/100 pc.	Item no.
KH DU 9035 90	90	35	1	15.500	7425925



Horizontal bend, 90°, suitable for duct size 90x35.

EÜK vertical bend

PVC

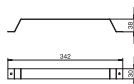


Type	Width mm	Trun- king height mm	Pack Piece	Weight kg/100 pc.	Item no.
KV DU 9035 90	90	35	1	19.200	7425940

Vertical bend, 90°, suitable for duct size 90x35.

Fastening clamp for 3x PVC system, trunking height 35 mm

St FS




Type	Trun- king height mm	Pack Piece	Weight kg/100 pc.	Item no.
DC9035	35	10	10.000	7428340

Fixing strap for three neighbouring 1-compartment PVC duct lengths of width 90 mm.



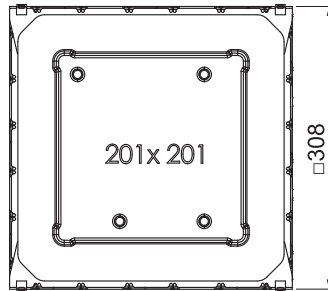
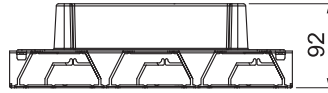
Underfloor box UDS4 for PVC duct

St FS
CE




Underfloor outlet box with fixed, unchangeable 201 x 201 mm installation opening for an installation unit of nominal size 4. The mounting opening is created using the screed protection cover contained in the scope of supply. The underfloor box possesses installation openings for three single-compartment PVC ducts of nominal size 60 x 25 and 90 x 35 on all four sides. The box is principally suited for use in floor structures in cement screed with a structure height of up to 90 mm.

Type	Screed height		Nominal size	Pack Piece	Weight kg/100 pc.	Item no.
	mm					
UDSPD 9035 4	65-90	4		1	246.000	7400348



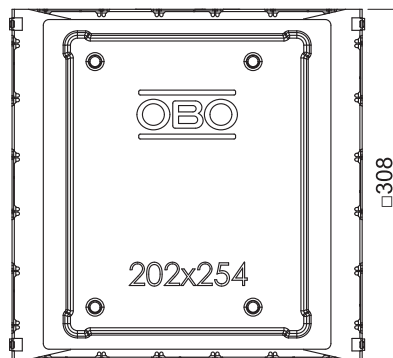
Underfloor box UDS6 for PVC duct

St FS
CE



Underfloor outlet box with fixed, unchangeable 202 x 254 mm installation opening for an installation unit of nominal size 6. The mounting opening is created using the screed protection cover contained in the scope of supply. The underfloor box possesses installation openings for three single-compartment PVC ducts of nominal size 60 x 25 and 90 x 35 on all four sides. The box is principally suited for use in floor structures in cement screed with a structure height of up to 90 mm.

Type	Screed height		Nominal size	Pack Piece	Weight kg/100 pc.	Item no.
	mm					
UDSPD 9035 6	65-90	6		1	231.000	7400350


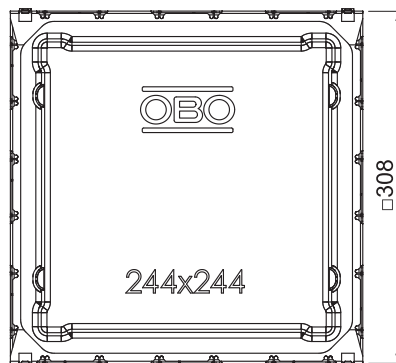


St FS

CE

Underfloor box UDS9 for PVC duct

Type	Screed height mm	Nominal size	Pack	Weight	Item no.
			Piece	kg/100 pc.	
UDSPD 9035 9	65-100	9	1	225.000	7400352




Underfloor outlet box with fixed, unchangeable 244 x 244 mm installation opening for an installation unit of nominal size 9. The mounting opening is created using the screed protection cover contained in the scope of supply. The underfloor box possesses installation openings for three single-compartment PVC ducts of nominal size 60 x 25 and 90 x 35 on all four sides. The box is principally suited for use in floor structures in cement screed with a structure height of up to 100 mm.

St FS

CE

Underfloor box UDSR4 for PVC duct


Type	Screed height mm	Nominal size	Pack	Weight	Item no.
			Piece	kg/100 pc.	
UDSPD 9035 R4	65-90	R4	1	217.000	7400354



Underfloor outlet box with fixed, unchangeable installation opening of $\varnothing 215$ mm for an installation unit of nominal size R4. The mounting opening is created using the screed protection cover contained in the scope of supply. The underfloor box possesses installation openings for three single-compartment PVC ducts of nominal size 60 x 25 and 90 x 35 on all four sides. The box is principally suited for use in floor structures in cement screed with a structure height of up to 90 mm.

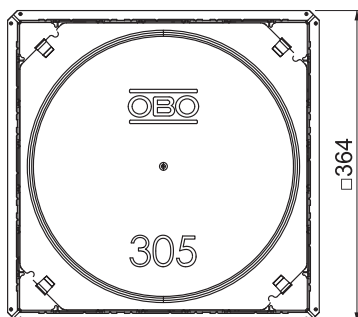
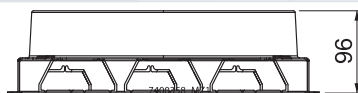
Underfloor box UDSR9 for PVC duct

St FS
CE



Underfloor outlet box with fixed, unchangeable installation opening of Ø 305 mm for an installation unit of nominal size R9. The mounting opening is created using the screed protection cover contained in the scope of supply. The underfloor box possesses installation openings for three single-compartment PVC ducts of nominal size 60 x 25 and 90 x 35 on all four sides. The box is principally suited for use in floor structures in cement screed with a structure height of up to 95 mm.

Type	Screed height mm	Nominal size	Pack Piece	Weight kg/100 pc.	Item no.
UDSPD 9035 R9	65-95	R9	1	236.000	7400358



EÜK-SN underfloor connection socket, for metal ducts, self-adjusting

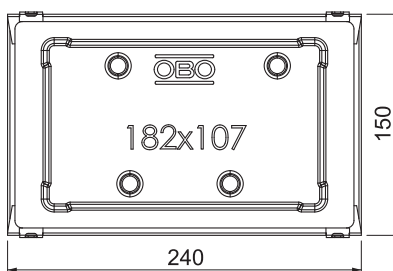
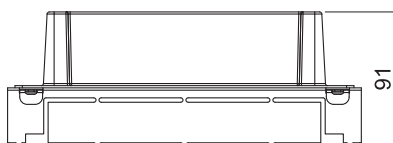
St FS
CE D'E

Underfloor box UGE2 for installation pipe and metal duct



Underfloor outlet box with fixed, unchangeable 106 x 182 mm installation opening for an installation unit of nominal size 2. The mounting opening is created using the screed protection cover contained in the scope of supply. The underfloor box has two openings for M20 conduit on the narrow sides. The underfloor box is suitable for screed floor constructions with height 70 mm up to 90 mm.


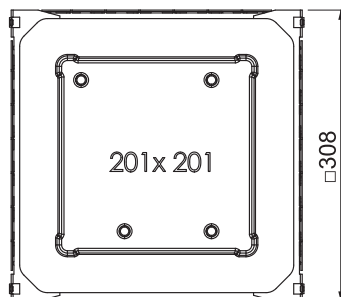
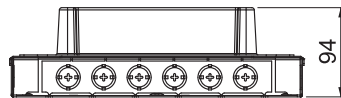
Type	Screed height mm	Nominal size	Pack Piece	Weight kg/100 pc.	Item no.
UGE 2C	70-90	2	1	74.100	7428062





Underfloor box UDS4 for installation pipe and metal duct

Type	Screed height mm	Nominal size	Pack Piece	Weight kg/100 pc.	Item no.


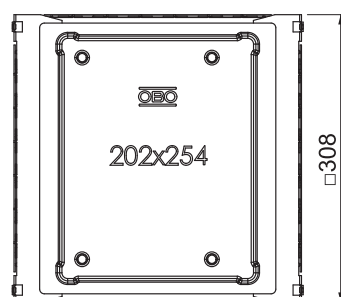
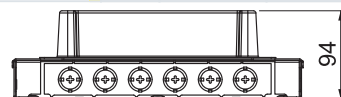


Underfloor outlet box with fixed, unchangeable 201 x 201 mm installation opening for an installation unit of nominal size 4. The mounting opening is created using the screed protection cover contained in the scope of supply. The underfloor box possesses installation openings for a 2 or 3-compartment sheet steel underfloor duct of nominal size 25038 as well as six M20 or M25 installation pipes on all four sides. The box is principally suited for use in floor structures in cement screed with a structure height of up to 90 mm.




Underfloor box UDS6 for installation pipe and metal duct

Type	Screed height mm	Nominal size	Pack Piece	Weight kg/100 pc.	Item no.

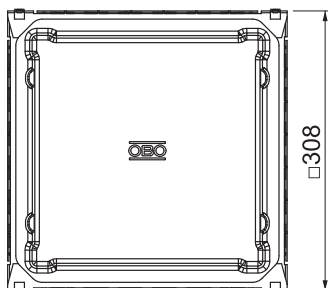
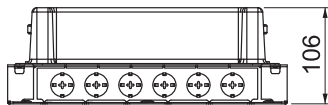


Underfloor outlet box with fixed, unchangeable 202 x 254 mm installation opening for an installation unit of nominal size 6. The mounting opening is created using the screed protection cover contained in the scope of supply. The underfloor box possesses installation openings for a 2 or 3-compartment sheet steel underfloor duct of nominal size 25038 as well as six M20 or M25 installation pipes on all four sides. The box is principally suited for use in floor structures in cement screed with a structure height of up to 90 mm.

Underfloor box UDS9 for installation pipe and metal duct




Type	Screed height mm	Nominal size	Pack Piece	Weight kg/100 pc.	Item no.
UDSSD 25038 9	65-100	9	1	226.000	7400353

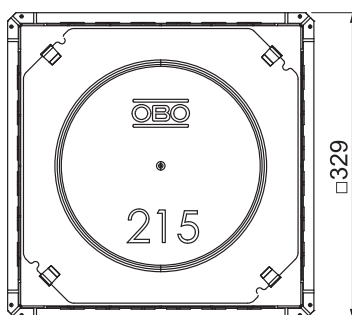
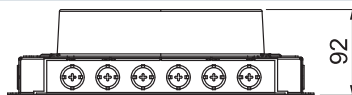


Underfloor outlet box with fixed, unchangeable 244 x 244 mm installation opening for an installation unit of nominal size 9. The mounting opening is created using the screed protection cover contained in the scope of supply. The underfloor box possesses installation openings for a 2 or 3-compartment sheet steel underfloor duct of nominal size 25038 as well as six M20 or M25 installation pipes on all four sides. The box is principally suited for use in floor structures in cement screed with a structure height of up to 90 mm.

Underfloor box UDSR4 for installation pipe and metal duct



Type	Dimension d Ø mm	Screed height mm	Nominal size	Pack Piece	Weight kg/100 pc.	Item no.
UDSSD 25038 R4	215	65-90	R4	1	224.500	7400355



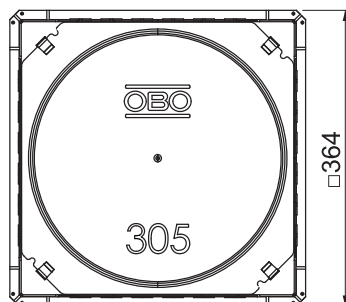
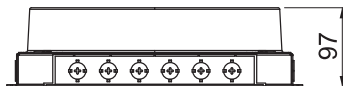
Underfloor outlet box with fixed, unchangeable installation opening of Ø 215 mm for an installation unit of nominal size R4. The mounting opening is created using the screed protection cover contained in the scope of supply. The underfloor box possesses installation openings for a 2 or 3-compartment sheet steel underfloor duct of nominal size 25038 as well as six M20 or M25 installation pipes on all four sides. The box is principally suited for use in floor structures in cement screed with a structure height of up to 90 mm.

St FS



Underfloor box UDSR9 for installation pipe and metal duct

Type	Dimension	Screed	Nominal size	Pack	Weight	Item no.
	d Ø mm	height mm		Piece	kg/100 pc.	
UDSSD 25038 R9	305	65-95	R9	1	229.000	7400359



Underfloor outlet box with fixed, unchangeable installation opening of Ø 305 mm for an installation unit of nominal size R9. The mounting opening is created using the screed protection cover contained in the scope of supply. The underfloor box possesses installation openings for a 2 or 3-compartment sheet steel underfloor duct of nominal size 25038 as well as six M20 or M25 installation pipes on all four sides. The box is principally suited for use in floor structures in cement screed with a structure height of up to 95 mm.



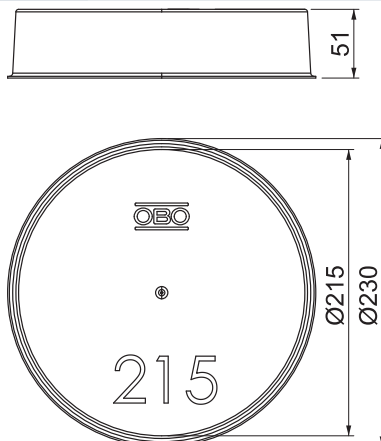
Height extension kit for underfloor box UDSR4

PS



Height extension kit for screed protection cover of underfloor box UDS or a screed protection cover for installation opening of nominal size R4. Height extension of + 40 mm.

Type	Height mm	Pack Piece	Weight kg/100 pc.	Item no.
SKE R215	51	1	15.000	7404388



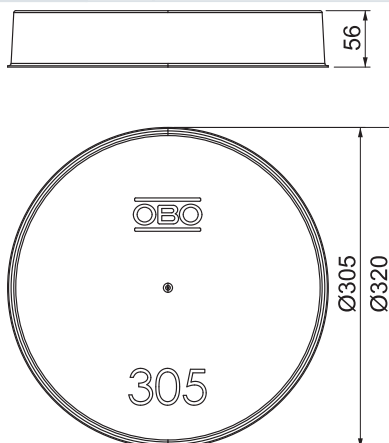
Height extension kit for underfloor box UDSR9

PS



Height extension kit for screed protection cover of underfloor box UDS or a screed protection cover for installation opening of nominal size R9. Height extension of + 45 mm.

Type	Height mm	Pack Piece	Weight kg/100 pc.	Item no.
SKE R305	58	1	22.000	7404392


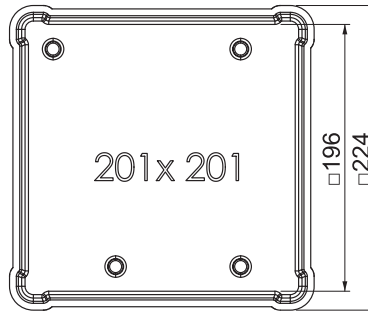


PS



Height extension kit for underfloor box 201 x 201

Type	Height mm	Dim. A mm	Dim. B mm	Pack Piece	Weight kg/100 pc.	Item no.



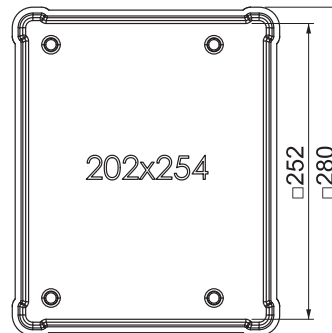
Height extension kit for screed protection cover of underfloor box UDS or a screed protection cover for installation opening of nominal size 4. Height extension of + 40 mm.

PS



Height extension kit for underfloor box 202 x 245

Type	Height mm	Dim. A mm	Dim. B mm	Pack Piece	Weight kg/100 pc.	Item no.




Height extension kit for screed protection cover of underfloor box UDS or a screed protection cover for installation opening of nominal size 6. Height extension of + 40 mm.



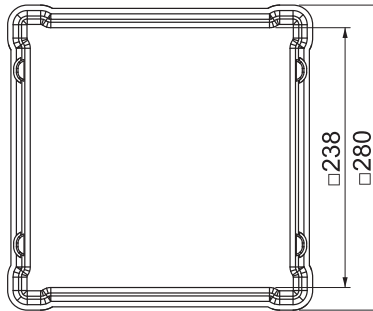
Height extension kit for underfloor box 245 x 245

PS




Height extension kit for screed protection cover of underfloor box UDS or a screed protection cover for installation opening of nominal size 4. Height extension of + 50 mm.

Type	Height mm	Dim.	Dim.	Pack Piece	Weight kg/100 pc.	Item no.
		A mm	B mm			
SKE 245X245	63	245	245	1	18.000	7404398



Separating retainer, intersection, for UDS


St FS



Separating retainer, 3-compartment, for intersection in a UDS underfloor box.


Type	Pack Piece	Weight kg/100 pc.	Item no.



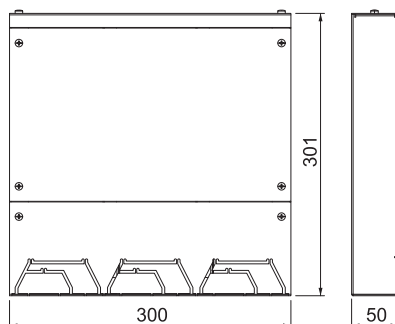


EÜK vertical connection socket

St FS
CE



Type	Trun- king height mm	Pack Piece	Weight kg/100 pc.	Item no.
VAB DU 6090	25-35	1	220.800	7428325



Vertically mountable connection socket for up to three PVC ducts of heights 25 mm and 35 mm.






Open trunking system, screed-flush OKA

The OKA open trunking system is a flexible system for in-screed cable routing. The trunking lids can also be opened along the whole length – even when installed with a floor covering. This means that the electrical installation in the trunking can be adapted at any time. Additional mounting benefits, such as lowerable floor covering profiles or rapid height-adjustment units, offer a great deal of flexibility and security for professional underfloor installations.

- Trunking side walls made of flexible metal mesh
- Good adjustment to uneven floors
- Combination option of the OKA-G and OKA-W systems
- For dry and wet-cleaned floors



Underfloor applications, in screed



- Screw-on or lockable lid
- High flexibility for changes of use
- System width 200–600 mm



Ideally suitable for large volumes of cables



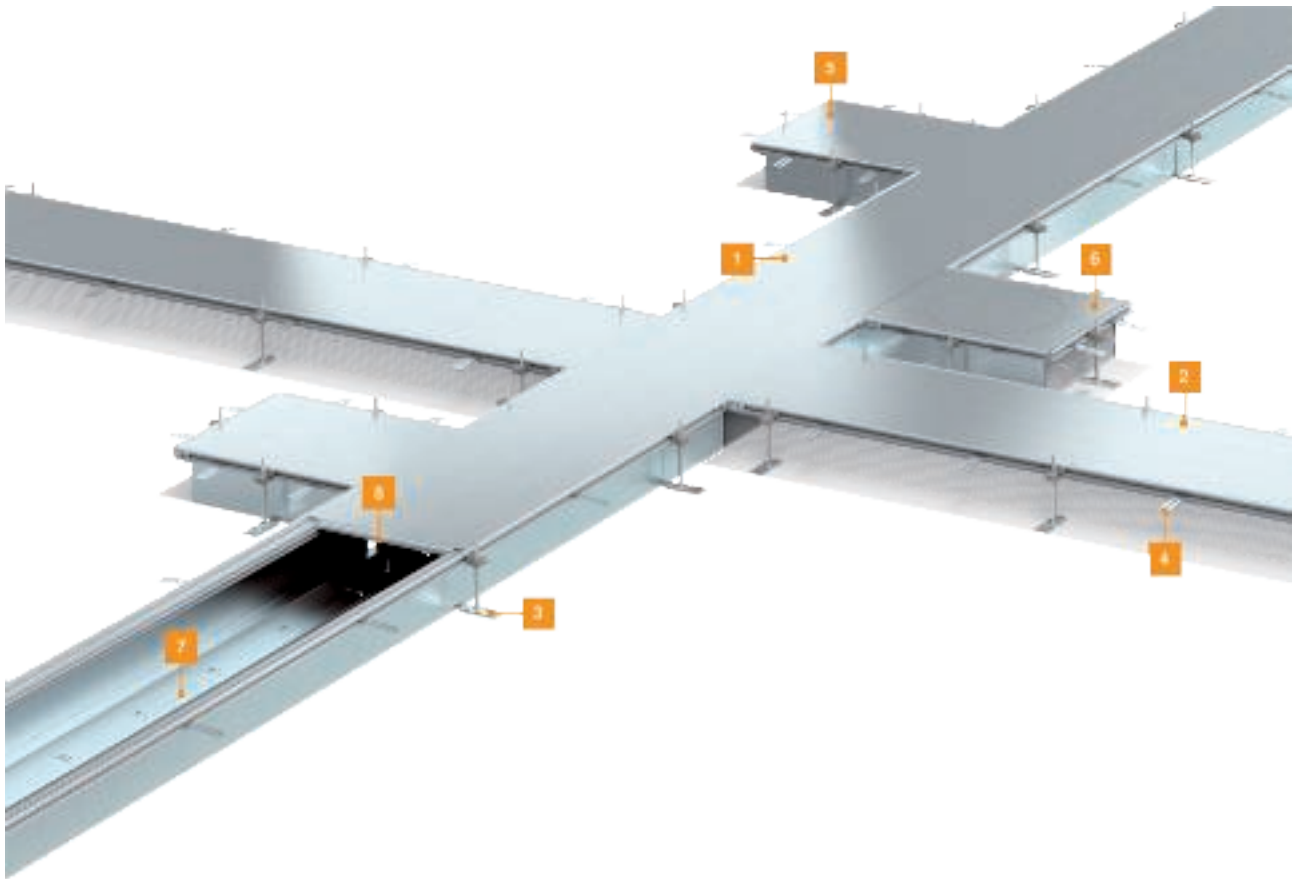
Simple reinstallation and highest flexibility



Long-life thanks to robust construction

OKA open trunking system, screed-flush

Installation principle



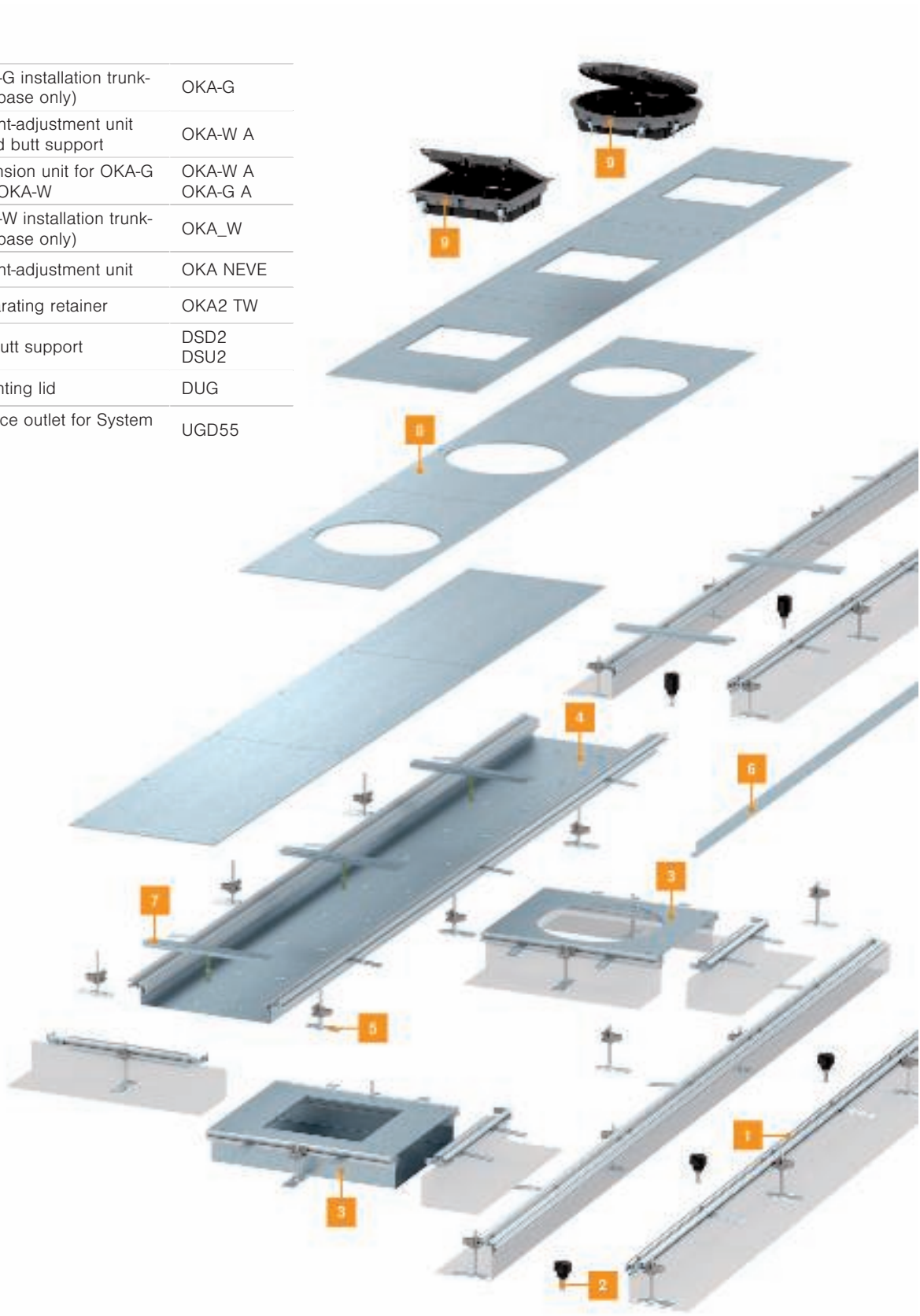
1	OKA-W installation trunking	OKA-W
2	OKA-G installation trunking	OKA-G
3	Height-adjustment unit	OKA NEVE
4	Screed tie	EA3 6
5	OKA-W extension unit with blank, closed mounting opening	OKA-W A
6	OKA-G extension unit with blank, closed mounting opening	OKA-G A
7	Separating retainer	OKA2 TW
8	Lid butt support	DSD2 DSU2



Open trunking system, screed-flush OKA for thin screed layers

Installation principle


1	OKA-G installation trunking (base only)	OKA-G
2	Height-adjustment unit for lid butt support	OKA-W A
3	Extension unit for OKA-G and OKA-W	OKA-W A OKA-G A
4	OKA-W installation trunking (base only)	OKA_W
5	Height-adjustment unit	OKA NEVE
6	Separating retainer	OKA2 TW
7	Lid butt support	DSD2 DSU2
8	Mounting lid	DUG
9	Service outlet for System 55	UGD55



St FS



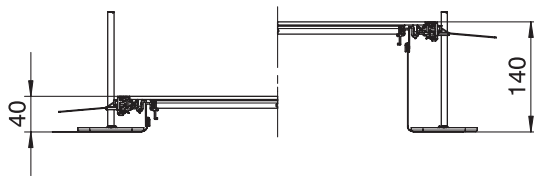
Trunking unit, blank, height 40–140 mm




With three blanking lids (L = 800 mm).

Ready-to-mount trunking unit for cable routing consisting of 3 blind lids, 2 side profiles with attached flexible side wall made of metal mesh, floor covering contact profiles with a height H of 4 mm. The scope of supply contains six height-adjustable fastening brackets, six screed anchors and three lid butt seals for nominal trunking widths 200, 300 and 400 or six lid butt supports for trunking widths 500 and 600. The essential levelling units (observe height adjustment) for the 400, 500 and 600 lid supports are not contained in the scope of delivery and should be ordered separately. On delivery, the trunking lids are screwed on.

Type	Width mm	Length mm	Trun- king height mm	Covers pc.	Pack m	Weight kg/100 m	Item no.
OKA-G20040140	200	2400	40-140	3	2.4	848.300	7424000
OKA-G30040140	300	2400	40-140	3	2.4	1,171.700	7424002
OKA-G40040140	400	2400	40-140	3	2.4	1,489.220	7424004
OKA-G50040140	500	2400	40-140	3	2.4	1,846.700	7424006
OKA-G60040140	600	2400	40-140	3	2.4	2,179.600	7424008



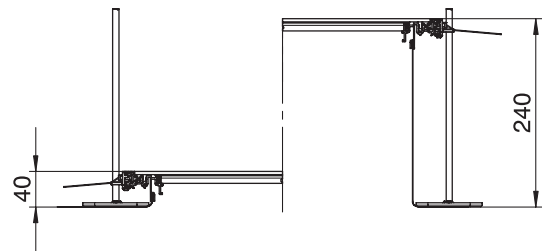
Trunking unit, blank, height 40–240 mm



Type	Width mm	Length mm	Trun- king height mm	Covers pc.	Pack m	Weight kg/100 m	Item no.
OKA-G20040240	200	2400	40-240	3	2.4	867.080	7424020
OKA-G30040240	300	2400	40-240	3	2.4	1,190.000	7424022
OKA-G40040240	400	2400	40-240	3	2.4	1,507.500	7424024
OKA-G50040240	500	2400	40-240	3	2.4	1,881.250	7424026
OKA-G60040240	600	2400	40-240	3	2.4	2,214.170	7424028

With three blanking lids (L = 800 mm).


Ready-to-mount trunking unit for cable routing consisting of 3 blanking lids, 2 side profiles with attached flexible side wall made of metal mesh, floor covering contact profiles 4 mm. The scope of supply contains six height-adjustable wall fastening brackets, six screed anchors and three lid butt seals (for nominal trunking widths 200 and 300) or three lid butt supports for nominal trunking width 400 and six cover joint supports for nominal trunking widths 500 and 600. The essential height-adjustment units (observe height-adjustment) for the lid butt supports 400, 500 and 600 are not contained in the scope of delivery and should be ordered separately. On delivery, the trunking lids are screwed on.



St FS



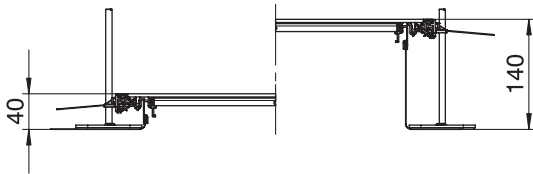
Trunking unit, blank, locking, height 40–140 mm




With three self-locking blanking lids (L = 800 mm).

Ready-to-mount trunking unit for cable routing consisting of 3 self-locking blind lids, 2 side profiles with attached flexible side wall made of metal mesh, floor covering contact profiles 4 mm. The scope of delivery contains 6 height-adjustable fixing brackets, 6 screed anchors and 3 lid butt seals (for nominal trunking widths 200, 300 and 400) or 6 lid butt supports (for nominal trunking widths 500 and 600). The essential levelling units (observe height adjustment) for the 500 and 600 lid supports are not contained in the scope of delivery and should be ordered separately. The trunking lids are screwed up to and including the nominal width 400, pre-mounted with locking springs.

Type	Width mm	Length mm	Trunking height mm	Covers pc.	Pack m	Weight kg/100 m	Item no.
OKA-G20040140R	200	2400	40-140	3	2.4	836.250	7424040
OKA-G30040140R	300	2400	40-140	3	2.4	1,158.700	7424042
OKA-G40040140R	400	2400	40-140	3	2.4	1,484.200	7424044
OKA-G50040140R	500	2400	40-140	3	2.4	1,850.400	7424046
OKA-G60040140R	600	2400	40-140	3	2.4	2,183.300	7424048



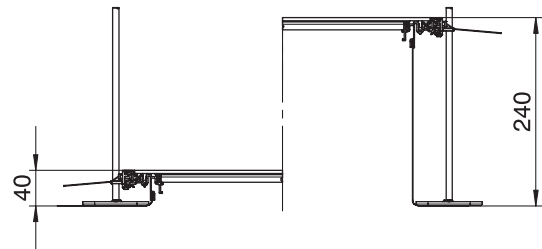
Trunking unit, blank, locking, height 40–240 mm



Type	Width mm	Length mm	Trunking height mm	Covers pc.	Pack m	Weight kg/100 m	Item no.
OKA-G20040240R	200	2400	40-240	3	2.4	855.800	7424060
OKA-G30040240R	300	2400	40-240	3	2.4	1,178.300	7424062
OKA-G40040240R	400	2400	40-240	3	2.4	1,503.800	7424064
OKA-G50040240R	500	2400	40-240	3	2.4	1,870.000	7424066
OKA-G60040240R	600	2400	40-240	3	2.4	2,202.900	7424068

With three self-locking blanking lids (L = 800 mm).


Ready-to-mount trunking unit for cable routing, consisting of 3 self-locking blanking lids, two side profiles with attached flexible side wall made of metal mesh, floor covering contact profiles of 3 mm height. The scope of supply contains six height-adjustable wall fixing brackets, six screed anchors and three cover joint supports (for nominal trunking widths 200 and 300) or three cover joint supports for nominal trunking width 400 and six height-adjustable cover joint supports for nominal trunking widths 500 and 600. The essential levelling units (observe height adjustment) for the 400, 500 and 600 lid supports are not contained in the scope of delivery and should be ordered separately. On delivery, the duct lids are screwed on and the locking springs are pre-mounted.



St FS



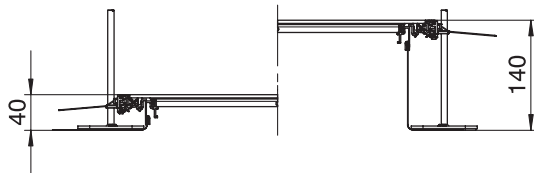
Trunking unit for GES4, height 40–140 mm




With screw-on device installation lids, each with an installation opening for a square installation unit nominal size 4.

Ready-to-mount duct unit with three or six device installation lids for cable laying and the installation of flush-mount units of nominal size 4, consisting of two side profiles with attached flexible side wall made of metal mesh, 4 mm floor covering contact profiles and duct lid with blank covered mounting opening. The scope of delivery contains 6 height-adjustable fixing brackets, 6 screed anchors and 3 lid butt seals for nominal duct width of 300 or 3 for nominal duct width 400 and 6 lid butt supports for nominal duct widths 500 and 600. The essential levelling units (please observe adjustment height) for the lid butt supports 400, 500 and 600 are not contained in the scope of supply, please order separately. On delivery, the duct lids are screwed on.

Type	Width mm	Length mm	Trun- king height mm	Covers pc.	Pack m	Weight kg/100 m	Item no.
OKA-G30040140D4	300	2400	40-140	3	2.4	1,127.920	7424120
OKA-G40040140D4	400	2400	40-140	3	2.4	1,453.300	7424122



Trunking unit for GES4, height 40–240 mm

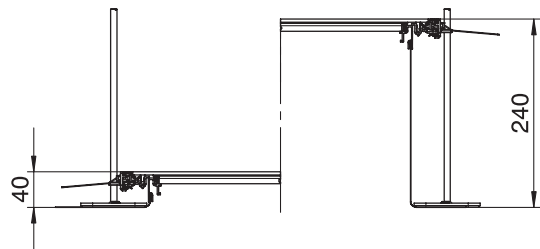


Type	Width mm	Length mm	Trunking height mm	Covers pc.	Pack m	Weight kg/100 m	Item no.
OKA-G30040240D4	300	2400	40-240	3	2.4	1,147.500	7424140
OKA-G40040240D4	400	2400	40-240	3	2.4	1,472.900	7424142

With screw-on device installation lids, each with an installation opening for a square installation unit nominal size 4.

Ready-to-mount trunking unit for cable routing with 3 or 6 device installation lids for the installation of a flush-mount unit of nominal size 4, consisting of two side profiles with attached flexible side wall made of metal mesh, floor covering contact profiles 4 mm.


The scope of delivery contains 6 height-adjustable fixing brackets, 6 screed anchors and 3 lid butt seals (for nominal trunking widths 200 and 300) or 3 lid butt supports for nominal trunking width 400 and 6 lid butt supports for nominal trunking widths 500 and 600. The essential levelling units (please observe height adjustment) for the 400, 500 and 600 lid support are not contained in the scope of delivery and should be ordered separately. The trunking lids are screwed up to and including the nominal width 400.



St FS



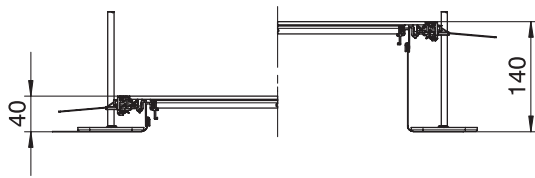
Trunking unit for GES6, height 40–140 mm




With screw-on device installation lids, each with an installation opening for an installation unit nominal size 6.

Ready-to-mount trunking unit with three or six device installation lids for cable laying and the installation of flush-mount units of nominal size 6, consisting of two side profiles with attached flexible side wall made of metal mesh, 4 mm floor covering contact profiles and trunking lid with blank covered mounting opening. The scope of supply contains six height-adjustable wall fixing brackets, six screed anchors and three height-adjustable cover joint supports for nominal trunking width 400 and six cover joint supports for nominal trunking widths 500 and 600. The essential levelling units (please observe adjustment height) for the lid butt supports 400, 500 and 600 are not contained in the scope of supply, please order separately. On delivery, the trunking lids are screwed on.

Type	Width mm	Length mm	Trun- king height mm	Covers pc.	Pack m	Weight kg/100 m	Item no.
OKA-G40040140D6	400	2400	40-140	3	2.4	1,465.000	7424162



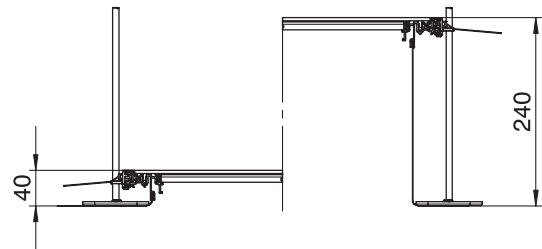
Trunking unit for GES6, height 40–240 mm



Type	Width mm	Length mm	Trunking height mm	Covers pc.	Pack m	Weight kg/100 m	Item no.
OKA-G40040240D6	400	2400	40-240	3	2.4	1,453.750	7424182

With screw-on device installation lids, each with an installation opening for an installation unit nominal size 6.


Ready-to-mount trunking unit for cable routing with 3 or 6 device installation lids for the installation of a flush-mount unit of nominal size 6, consisting of two side profiles with attached flexible side wall made of metal mesh, floor covering contact profiles 4 mm. The scope of delivery contains 6 height-adjustable fixing brackets, 6 screed anchors and 3 lid butt supports for nominal trunking width 400 and 6 lid butt supports for nominal trunking widths 500 and 600. The essential levelling units (please observe height adjustment) for the 400, 500 and 600 lid support are not contained in the scope of delivery and should be ordered separately. The trunking lids are screwed up to and including the nominal width 400.



St FS



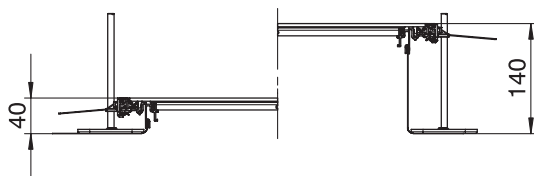
Trunking unit for GES9, height 40–140 mm




With three (for nominal trunking width 400, L = 800 mm) or six device installation lids (for nominal trunking widths 500 and 600, L = 400 mm) each with one installation opening for a square installation unit of nominal size 9.

Ready-to-mount trunking unit with three or six device installation lids for cable laying and the installation of flush-mount units of nominal size 9, consisting of two side profiles with attached flexible side wall made of metal mesh, 4 mm floor covering contact profiles and trunking lid with blank covered mounting opening. The scope of supply contains six height-adjustable wall fixing brackets, six screed anchors and three height-adjustable cover joint supports for nominal trunking width 400 and six cover joint supports for nominal trunking widths 500 and 600. The essential levelling units (please observe adjustment height) for the lid butt supports 400, 500 and 600 are not contained in the scope of supply, please order separately. On delivery, the trunking lids are screwed on.

Type	Width mm	Length mm	Trunking height mm	Covers pc.	Pack m	Weight kg/100 m	Item no.
OKA-G40040140D9	400	2400	40-140	3	2.4	1,431.700	7424200
OKA-G50040140D9	500	2400	40-140	6	2.4	1,662.100	7424202
OKA-G60040140D9	600	2400	40-140	6	2.4	1,974.600	7424204



Trunking unit for GES9, height 40–240 mm

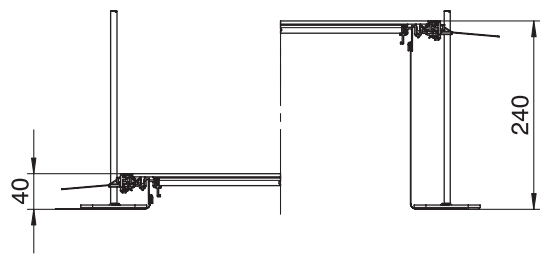


Type	Width mm	Length mm	Trun- king height mm	Covers pc.	Pack m	Weight kg/100 m	Item no.
OKA-G40040240D9	400	2400	40-240	3	2.4	1,451.250	7424220
OKA-G50040240D9	500	2400	40-240	6	2.4	1,681.700	7424222
OKA-G60040240D9	600	2400	40-240	6	2.4	1,994.200	7424224

With three (for nominal trunking width 400, L = 800 mm) or six device installation lids (for nominal trunking widths 500 and 600, L = 400 mm) each with one installation opening for a square installation unit of nominal size 9.

Ready-to-mount trunking unit with three or six device installation lids for cable laying and the installation of flush-mount units of nominal size 9, consisting of two side profiles with attached flexible side wall made of metal mesh, 4 mm floor covering contact profiles and trunking lid with blank covered mounting opening.


The scope of supply contains six height-adjustable wall fixing brackets, six screed anchors and three height-adjustable cover joint supports for nominal trunking width 400 and six cover joint supports for nominal trunking widths 500 and 600. The essential levelling units (please observe adjustment height) for the lid butt supports 400, 500 and 600 are not contained in the scope of supply, please order separately. On delivery, the trunking lids are screwed on.



St FS

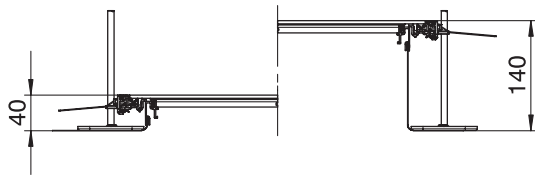


Trunking unit for GESR9, height 40–140 mm




Ready-to-mount trunking unit with three or six device installation lids for cable laying and the installation of installation units of nominal size R9, consisting of two side profiles with attached flexible metal mesh side wall, floor covering guide profiles and trunking lid with blank mounting opening. The scope of supply contains six height-adjustable wall fixing brackets, six screed anchors and three height-adjustable cover joint supports for nominal trunking width 400 and six cover joint supports for nominal trunking widths 500 and 600. Trunking lid screwed down when delivered.

Type	Width mm	Length mm	Trun- king height mm	Covers pc.	Pack m	Weight kg/100 m	Item no.
OKA-G60040140DR9	600	2400	40-140	6	2.4	1,932.100	7424246



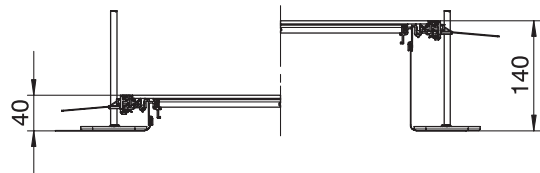
Trunking unit for GESR9, height 40–140 mm



Type	Width mm	Length mm	Trun- king height mm	Covers pc.	Pack m	Weight kg/100 m	Item no.
OKA-G40040140DR9	400	2400	40-140	3	2.4	1,414.200	7424240
OKA-G50040140DR9	500	2400	40-140	6	2.4	1,619.600	7424242

With three (for nominal trunking width 400, L = 800 mm) or six device installation lids (for nominal trunking widths 500 and 600, L = 400 mm) each with one installation opening for a round installation unit of nominal size R9.


Ready-to-mount trunking unit with three or six device installation lids for cable laying and the installation of installation units of nominal size R9, consisting of two side profiles with attached flexible metal mesh side wall, floor covering guide profiles and trunking lid with blank mounting opening. The scope of supply contains six height-adjustable wall fixing brackets, six screed anchors and three height-adjustable cover joint supports for nominal trunking width 400 and six cover joint supports for nominal trunking widths 500 and 600. Trunking lid screwed down when delivered.



St FS



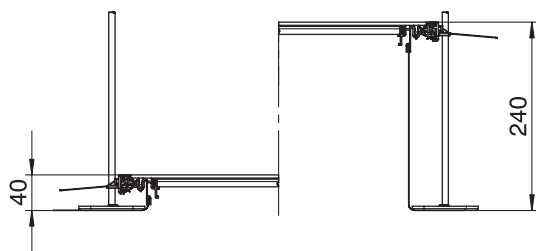
Trunking unit for GESR9, height 40–240 mm



With three (for nominal trunking width 400, L = 800 mm) or six device installation lids (for nominal trunking widths 500 and 600, L = 400 mm) each with one installation opening for a round installation unit of nominal size R9.


Ready-to-mount trunking unit with three or six device installation lids for cable laying and the installation of installation units of nominal size R9, consisting of two side profiles with attached flexible metal mesh side wall, floor covering guide profiles and trunking lid with blank mounting opening. The scope of supply contains six height-adjustable wall fixing brackets, six screed anchors and three height-adjustable cover joint supports for nominal trunking width 400 and six cover joint supports for nominal trunking widths 500 and 600. Trunking lid screwed down when delivered.

Type	Width mm	Length mm	Trun- king height mm	Covers pc.	Pack m	Weight kg/100 m	Item no.
OKA-G40040240DR9	400	2400	40-240	3	2.4	1,433.750	7424260
OKA-G50040240DR9	500	2400	40-240	6	2.4	1,639.200	7424262
OKA-G60040240DR9	600	2400	40-240	6	2.4	1,951.700	7424264



Trunking unit, blank, height 40–70 mm

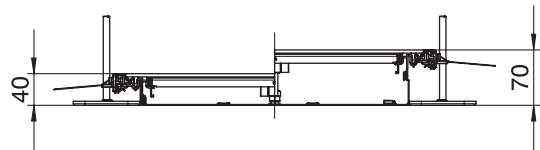
St FS



Type	Width mm	Length mm	Trunking height mm	Covers pc.	Pack m	Weight kg/100 m	Item no.
OKA-W2004030	200	2400	40-70	3	2.4	966.700	7424400
OKA-W3004030	300	2400	40-70	3	2.4	1,366.700	7424402
OKA-W4004030	400	2400	40-70	3	2.4	1,775.000	7424404
OKA-W5004030	500	2400	40-70	3	2.4	2,225.000	7424406
OKA-W6004030	600	2400	40-70	3	2.4	2,637.500	7424408

With three blanking lids (L = 800 mm).


Ready-to-mount trunking unit with three blanking lids for cable laying, consisting of the trunking base (floor trough with side and floor covering contact profiles) and trunking lid. Floor trough with holding straps for self-contacting mounting of separating retainers. The scope of delivery contains 6 height-adjustable fixing brackets, 6 screed anchors and lid butt seals (3x for nominal trunking widths of 200 and 300) or height-adjustable lid butt supports: 3x for nominal trunking width 400 and 6x for nominal trunking widths 500 and 600. Trunking lid screwed on for delivery.



St FS



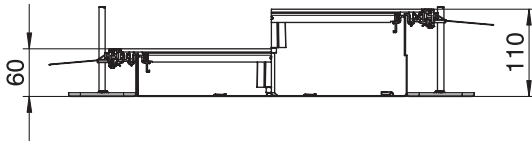
Trunking unit, blank, height 60–110 mm



With three blanking lids (L = 800 mm).

Ready-to-mount trunking unit with three blanking lids for cable laying, consisting of the trunking base (floor trough with side and floor covering contact profiles) and trunking lid. Floor trough with holding straps for self-contacting mounting of separating retainers. The scope of delivery contains 6 height-adjustable fixing brackets, 6 screed anchors and lid butt seals (3x for nominal trunking widths of 200 and 300) or height-adjustable lid butt supports: 3x for nominal trunking width 400 and 6x for nominal trunking widths 500 and 600. Trunking lid screwed on for delivery.

Type	Width mm	Length mm	Trun- king height mm	Covers pc.	Pack m	Weight kg/100 m	Item no.
OKA-W2006050	200	2400	60-110	3	2.4	1,004.200	7424420
OKA-W3006050	300	2400	60-110	3	2.4	1,404.200	7424422
OKA-W4006050	400	2400	60-110	3	2.4	1,812.500	7424424
OKA-W5006050	500	2400	60-110	3	2.4	2,262.500	7424426
OKA-W6006050	600	2400	60-110	3	2.4	2,675.000	7424428



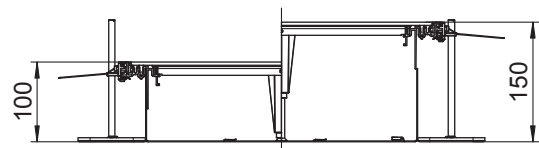
Trunking unit, blank, height 100–150 mm



Type	Width mm	Length mm	Trun- king height mm	Covers pc.	Pack m	Weight kg/100 m	Item no.
OKA-W20010050	200	2400	100-150	3	2.4	1,070.800	7424440
OKA-W30010050	300	2400	100-150	3	2.4	1,470.800	7424442
OKA-W40010050	400	2400	100-150	3	2.4	1,879.200	7424444
OKA-W50010050	500	2400	100-150	3	2.4	2,329.200	7424446
OKA-W60010050	600	2400	100-150	3	2.4	2,741.700	7424458

With three blanking lids (L = 800 mm).


Ready-to-mount trunking unit with three blanking lids for cable laying, consisting of the trunking base (floor trough with side and floor covering contact profiles) and trunking lid. Floor trough with holding straps for self-contacting mounting of separating retainers. The scope of delivery contains 6 height-adjustable fixing brackets, 6 screed anchors and lid butt seals (3x for nominal trunking widths of 200 and 300) or height-adjustable lid butt supports: 3x for nominal trunking width 400 and 6x for nominal trunking widths 500 and 600. Trunking lid screwed on for delivery.



St FS



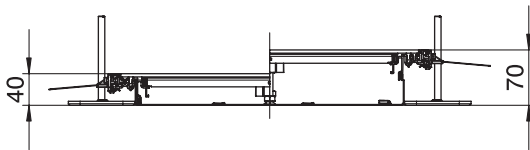
Trunking unit, blank, locking, height 40–70 mm




With three self-locking blanking lids (L = 800 mm).

Ready-to-mount trunking unit with three self-locking blanking covers for cable laying, consisting of the trunking base (floor trough with side and floor covering guide profiles) and trunking lid. Floor trough with holding shackles for self-contacting mounting of dividers. The scope of supply contains six height-adjustable wall fixing brackets, six screed anchors and three cover joint supports (for nominal trunking widths 200 and 300) or three height-adjustable cover joint supports (for nominal trunking widths 400, 500 and 600). Trunking lid screwed down when delivered.

Type	Width mm	Length mm	Trun- king height mm	Covers pc.	Pack m	Weight kg/100 m	Item no.
OKA-W2004030R	200	2400	40-70	3	2.4	970.800	7424460
OKA-W3004030R	300	2400	40-70	3	2.4	1,370.800	7424462
OKA-W4004030R	400	2400	40-70	3	2.4	1,779.200	7424464

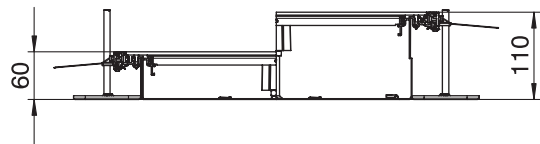


Trunking unit, blank, locking, height 60–110 mm




Type	Width mm	Length mm	Trun- king height mm	Covers pc.	Pack m	Weight kg/100 m	Item no.
OKA-W2006050R	200	2400	60-110	3	2.4	1,008.300	7424480
OKA-W3006050R	300	2400	60-110	3	2.4	1,408.300	7424482
OKA-W4006050R	400	2400	60-110	3	2.4	1,816.700	7424484
OKA-W5006050R	500	2400	60-110	3	2.4	2,266.700	7424486
OKA-W6006050R	600	2400	60-110	3	2.4	2,679.200	7424488

With three self-locking blanking lids (L = 800 mm).
 Ready-to-mount trunking unit with three self-locking blanking covers for cable laying, consisting of the trunking base (floor trough with side and floor covering guide profiles) and trunking lid. Floor trough with holding shackles for self-contacting mounting of dividers. The scope of supply contains six height-adjustable wall fixing brackets, six screed anchors and three cover joint supports (for nominal trunking widths 200 and 300) or three height-adjustable cover joint supports (for nominal trunking widths 400, 500 and 600). Trunking lid screwed down when delivered.



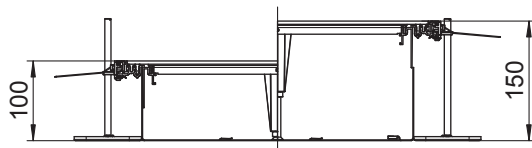


Trunking unit, blank, locking, height 100–150 mm




With three self-locking blanking lids (L = 800 mm).
 Ready-to-mount trunking unit with three self-locking blanking covers for cable laying, consisting of the trunking base (floor trough with side and floor covering guide profiles) and trunking lid. Floor trough with holding shackles for self-contacting mounting of dividers. The scope of supply contains six height-adjustable wall fixing brackets, six screed anchors and three cover joint supports (for nominal trunking widths 200 and 300) or three height-adjustable cover joint supports (for nominal trunking widths 400, 500 and 600). Trunking lid screwed down when delivered.

Type	Width mm	Length mm	Trun- king height mm	Covers pc.	Pack m	Weight kg/100 m	Item no.
OKA-W20010050R	200	2400	100-150	3	2.4	1,075.000	7424500
OKA-W30010050R	300	2400	100-150	3	2.4	1,475.000	7424502
OKA-W40010050R	400	2400	100-150	3	2.4	1,883.300	7424504
OKA-W50010050R	500	2400	100-150	3	2.4	2,333.300	7424506
OKA-W60010050R	600	2400	100-150	3	2.4	2,745.800	7424508



Trunking unit for GES4, height 60–110 mm

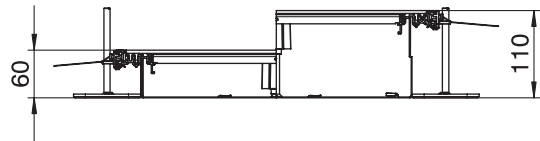
St FS



Type	Width mm	Length mm	Trunking height mm	Covers pc.	Pack m	Weight kg/100 m	Item no.
OKA-W3006050D4	300	2400	60-110	3	2.4	1,377.100	7424600
OKA-W4006050D4	400	2400	60-110	3	2.4	1,785.400	7424602

With screw-on device installation lids, each with an installation opening for an installation unit nominal size 4.


Ready-to-mount trunking unit with three or six device installation lids for cable laying and the installation of flush-mount units of nominal size 4, consisting of the trunking base (floor trough with side and floor covering contact profiles) and trunking lid with blank covered mounting opening. Floor trough with holding straps for self-contacting mounting of separating retainers. The scope of delivery contains 6 height-adjustable fixing brackets, 6 screed anchors and lid butt seals (3x for nominal trunking widths of 200 and 300) or height-adjustable lid butt supports: 3x for nominal trunking width 400 and 6x for nominal trunking widths 500 and 600. Trunking lid screwed down when delivered.



St FS



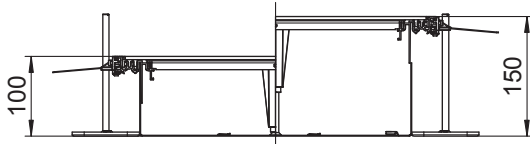
Trunking unit for GES4, height 100–150 mm




With screw-on device installation lids, each with an installation opening for an installation unit nominal size 4.

Ready-to-mount trunking unit with three or six device installation lids for cable laying and the installation of flush-mount units of nominal size 4, consisting of the trunking base (floor trough with side and floor covering contact profiles) and trunking lid with blank covered mounting opening. Floor trough with holding straps for self-contacting mounting of separating retainers. The scope of delivery contains 6 height-adjustable fixing brackets, 6 screed anchors and lid butt seals (3x for nominal trunking widths of 200 and 300) or height-adjustable lid butt supports: 3x for nominal trunking width 400 and 6x for nominal trunking widths 500 and 600. Trunking lid screwed down when delivered.

Type	Width mm	Length mm	Trunking height mm	Covers pc.	Pack m	Weight kg/100 m	Item no.
OKA-W30010050D4	300	2400	100-150	3	2.4	1,439.600	7424620
OKA-W40010050D4	400	2400	100-150	3	2.4	1,847.900	7424622



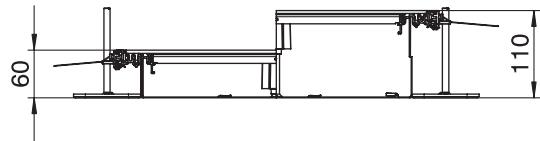
Trunking unit for GES6, height 60–110 mm



Type	Width mm	Length mm	Trunking height mm	Covers pc.	Pack m	Weight kg/100 m	Item no.
OKA-W4006050D6	400	2400	60-110	3	2.4	1,785.400	7424662

With screw-on device installation lids, each with an installation opening for an installation unit nominal size 6.


Ready-to-mount trunking unit with three or six device installation lids for cable laying and the installation of installation units of nominal size 6, consisting of the trunking base (floor trough with side and floor covering guide profiles) and trunking lid with blank mounting opening. Floor trough with holding shackles for self-contacting mounting of dividers. The scope of supply contains six height-adjustable wall fixing brackets, six screed anchors and three height-adjustable cover joint supports for nominal trunking width 400 or six height-adjustable cover joint supports for nominal trunking widths 500 and 600. Trunking lid screwed down when delivered.



St FS



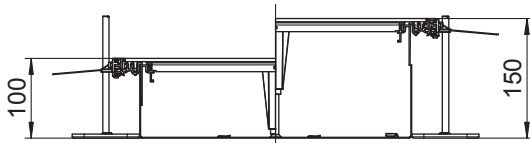
Trunking unit for GES6, height 100–150 mm




With screw-on device installation lids, each with an installation opening for an installation unit nominal size 6.

Ready-to-mount trunking unit with three or six device installation lids for cable laying and the installation of installation units of nominal size 6, consisting of the trunking base (floor trough with side and floor covering guide profiles) and trunking lid with blank mounting opening. Floor trough with holding shackles for self-contacting mounting of dividers. The scope of supply contains six height-adjustable wall fixing brackets, six screed anchors and three height-adjustable cover joint supports for nominal trunking width 400 or six height-adjustable cover joint supports for nominal trunking widths 500 and 600. Trunking lid screwed down when delivered.

Type	Width mm	Length mm	Trunking height mm	Covers pc.	Pack m	Weight kg/100 m	Item no.
OKA-W40010050D6	400	2400	100-150	3	2.4	1,847.900	7424682



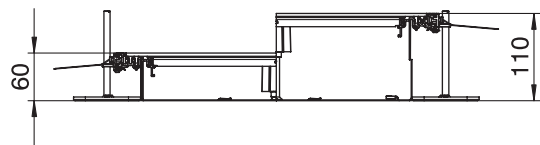
Trunking unit for GES9, height 60–110 mm



Type	Width mm	Length mm	Trunking height mm	Covers pc.	Pack m	Weight kg/100 m	Item no.
OKA-W4006050D9	400	2400	60-110	3	2.4	1,785.420	7424720
OKA-W5006050D9	500	2400	60-110	6	2.4	2,168.800	7424722
OKA-W6006050D9	600	2400	60-110	6	2.4	2,580.000	7424724

With three (for nominal trunking width 400, L = 800 mm) or six device installation lids (for nominal trunking widths 500 and 600, L = 400 mm) each with one installation opening for a square installation unit of nominal size 9 or 9/55.


Ready-to-mount trunking unit with three or six device installation lids for cable laying and the installation of installation units of nominal size 9, consisting of the trunking base (floor trough with side and floor covering guide profiles) and trunking lid with blank mounting opening. Floor trough with holding shackles for self-contacting mounting of dividers. The scope of supply contains six height-adjustable wall fixing brackets, six screed anchors and three height-adjustable cover joint supports for nominal trunking width 400 or six height-adjustable cover joint supports for nominal trunking widths 500 and 600. Trunking lid screwed down when delivered.



St FS



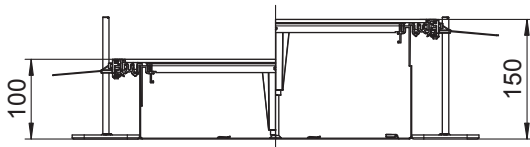
Trunking unit for GES9, height 100–150 mm




With three (for nominal trunking width 400, L = 800 mm) or six device installation lids (for nominal trunking widths 500 and 600, L = 400 mm) each with one installation opening for a square installation unit of nominal size 9 or 9/55.

Ready-to-mount trunking unit with three or six device installation lids for cable laying and the installation of installation units of nominal size 9, consisting of the trunking base (floor trough with side and floor covering guide profiles) and trunking lid with blank mounting opening. Floor trough with holding shackles for self-contacting mounting of dividers. The scope of supply contains six height-adjustable wall fixing brackets, six screed anchors and three height-adjustable cover joint supports for nominal trunking width 400 or six height-adjustable cover joint supports for nominal trunking widths 500 and 600. Trunking lid screwed down when delivered.

Type	Width mm	Length mm	Trunking height mm	Covers pc.	Pack m	Weight kg/100 m	Item no.
OKA-W40010050D9	400	2400	100-150	3	2.4	1,847.900	7424740
OKA-W50010050D9	500	2400	100-150	6	2.4	2,234.600	7424742
OKA-W60010050D9	600	2400	100-150	6	2.4	2,645.400	7424744

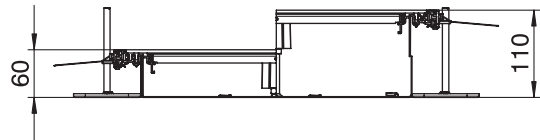


Trunking unit for GESR9, height 60–110 mm



Type	Width mm	Length mm	Trun- king height mm	Covers pc.	Pack m	Weight kg/100 m	Item no.
OKA-W4006050DR9	400	2400	60-110	3	2.4	1,764.600	7424780
OKA-W5006050DR9	500	2400	60-110	6	2.4	2,126.300	7424782
OKA-W6006050DR9	600	2400	60-110	6	2.4	2,537.500	7424784

With three (for nominal trunking width 400, L = 800 mm) or six device installation lids (for nominal trunking widths 500 and 600, L = 400 mm) each with one installation opening for a round installation unit of nominal size R9 or R9/55.



St FS

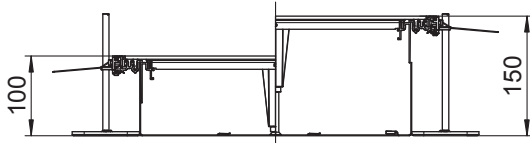


Trunking unit for GESR9, height 100–150 mm

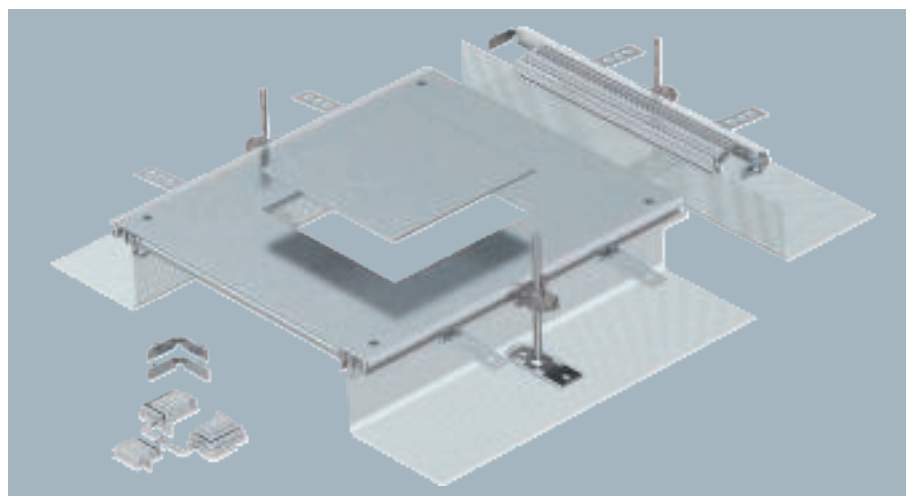


With three (for nominal trunking width 400, L = 800 mm) or six device installation lids (for nominal trunking widths 500 and 600, L = 400 mm) each with one installation opening for a round installation unit of nominal size R9 or R9/55.

Type	Width mm	Length mm	Trun- king height mm	Covers pc.	Pack m	Weight kg/100 m	Item no.
OKA-W40010050DR9	400	2400	100-150	3	2.4	1,827.100	7424800
OKA-W50010050DR9	500	2400	100-150	6	2.4	2,192.100	7424802
OKA-W60010050DR9	600	2400	100-150	6	2.4	2,602.900	7424804



Extension unit for GES4, height 40–140 mm

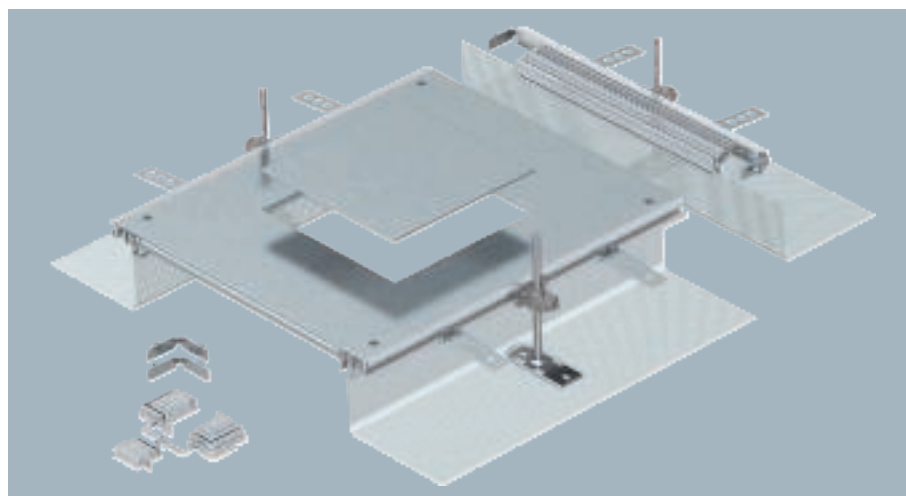


Type	Dim. A mm	Dim. mm	Trunking height mm	Nominal size	Pack Piece	Weight kg/100 pc.	Item no.
OKA-G A 40140 4	400	201	40-140	4	1	692.000	7424320

Ready for mounting trunking extension unit with a device installation lid for the installation of a flush-mount unit of nominal size 4, consisting of side profiles with attached flexible side wall made of metal mesh, floor covering contact profiles, trunking lid with blank, closed mounting opening and a duct end piece. The scope of delivery contains 3 height-adjustable fixing brackets, 3 screed anchors, 1 lid butt support (without levelling unit – please order separately) and 1 construction set for 90° angle.

Size of the mounting unit suitable for the installation of a square installation unit of nominal size 4.

Extension unit for GES4, height 40–240 mm



Type	Dim. A mm	Dim. mm	Trunking height mm	Nominal size	Pack Piece	Weight kg/100 pc.	Item no.
OKA-G A 40240 4	400	201	40-240	4	1	880.000	7424340

Ready for mounting trunking extension unit with a device installation lid for the installation of a flush-mount unit of nominal size 4, consisting of side profiles with attached flexible side wall made of metal mesh, floor covering contact profiles, trunking lid with blank, closed mounting opening and a duct end piece. The scope of delivery contains 3 height-adjustable fixing brackets, 3 screed anchors, 1 lid butt support (without levelling unit – please order separately) and 1 construction set for 90° angle.


Size of the mounting unit suitable for the installation of a square installation unit of nominal size 4.



St FS



Extension unit for GES6, height 40–140 mm



Ready for mounting trunking extension unit with a device installation lid for the installation of an installation unit of nominal size 6, consisting of side profiles with attached flexible side wall made of metal mesh, floor covering contact profiles, trunking lid with blank, closed mounting opening and a trunking end piece. The scope of delivery contains 3 height-adjustable fixing brackets, 3 screed anchors, 1 lid butt support (without levelling unit – please order separately) and 1 construction set for 90° angle.

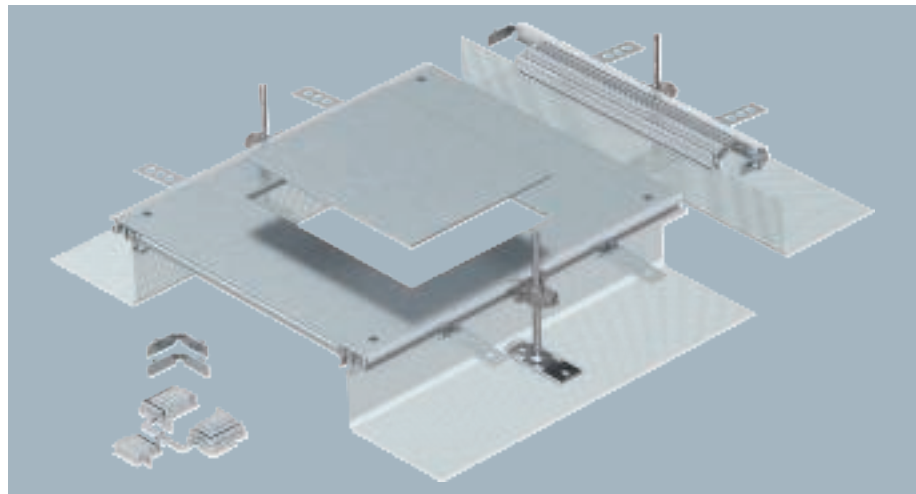
Size of the mounting unit suitable for the installation of a rectangular installation unit of nominal size 6.

Type	Dim. A mm	Dim. mm	Trunking height mm	Nominal size	Pack Piece	Weight kg/100 pc.	Item no.
OKA-G A 40140 6	400	201	40-140	6	1	683.000	7424322

St FS



Extension unit for GES6, height 40–240 mm



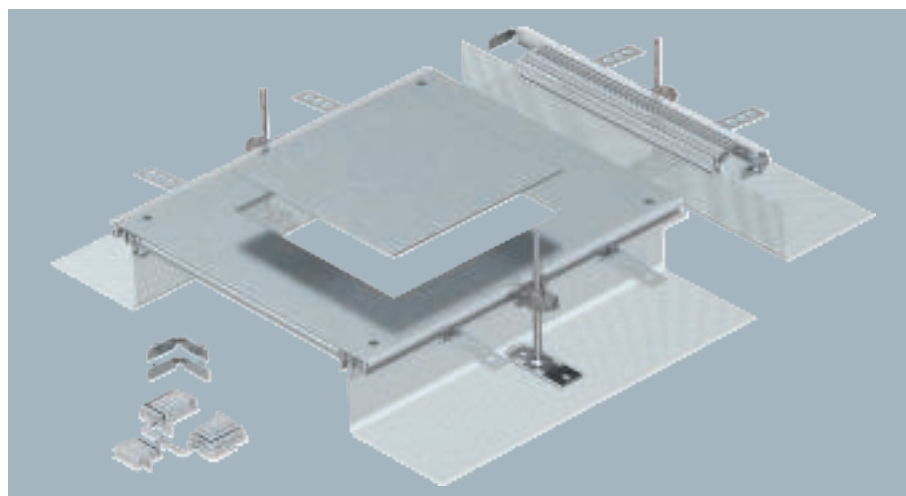
Ready for mounting trunking extension unit with a device installation lid for the installation of an installation unit of nominal size 6, consisting of side profiles with attached flexible side wall made of metal mesh, floor covering contact profiles, trunking lid with blank, closed mounting opening and a trunking end piece. The scope of delivery contains 3 height-adjustable fixing brackets, 3 screed anchors, 1 lid butt support (without levelling unit – please order separately) and 1 construction set for 90° angle.

Size of the mounting unit suitable for the installation of a rectangular installation unit of nominal size 6.

Type	Dim. A mm	Dim. mm	Dim. b mm	Trunking height mm	Nominal size	Pack Piece	Weight kg/100 pc.	Item no.
OKA-G A 40240 6	400	201	253	40-240	6	1	692.000	7424342



Extension unit for GES9, height 40–140 mm

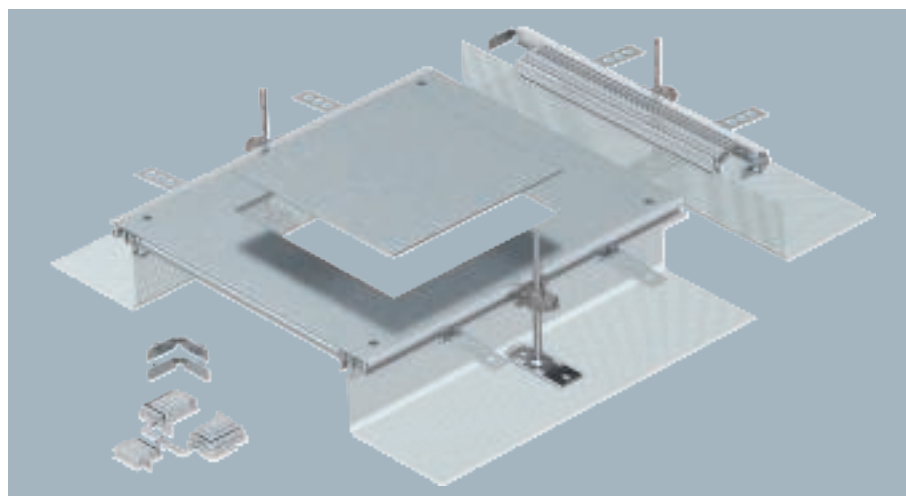


Type	Dim. A mm	Dim. mm	Trunking height mm	Nominal size	Pack Piece	Weight kg/100 pc.	Item no.
OKA-G A 40140 9	400	244	40-140	9	1	837.000	7424324

Ready for mounting trunking extension unit with a device installation lid for the installation of a flush-mount unit of nominal size 9, consisting of side profiles with attached flexible side wall made of metal mesh, floor covering contact profiles, trunking lid with blank, closed mounting opening and a trunking end piece. The scope of delivery contains 3 height-adjustable fixing brackets, 3 screed anchors, 1 lid butt support (without levelling unit – please order separately) and 1 construction set for 90° angle.

Size of the mounting unit suitable for the installation of a square installation unit of nominal size 9 or 9/55.

Extension unit for GES9, height 40–240 mm



Type	Dim. A mm	Dim. mm	Trunking height mm	Nominal size	Pack Piece	Weight kg/100 pc.	Item no.
OKA-G A 40240 9	400	244	40-240	9	1	689.000	7424344

Ready for mounting trunking extension unit with a device installation lid for the installation of a flush-mount unit of nominal size 9, consisting of side profiles with attached flexible side wall made of metal mesh, floor covering contact profiles, trunking lid with blank, closed mounting opening and a trunking end piece. The scope of delivery contains 3 height-adjustable fixing brackets, 3 screed anchors, 1 lid butt support (without levelling unit – please order separately) and 1 construction set for 90° angle.


Size of the mounting unit suitable for the installation of a square installation unit of nominal size 9 or 9/55.



St FS



Extension unit for GESR9, height 40–140 mm



Ready for mounting trunking extension unit with a device installation lid for the installation of a flush-mount unit of nominal size R9, consisting of side profiles with attached flexible side wall made of metal mesh, floor covering contact profiles, trunking lid with blank, closed mounting opening and a trunking end piece. The scope of delivery contains 3 height-adjustable fixing brackets, 3 screed anchors, 1 lid butt support (without levelling unit – please order separately) and 1 construction set for 90° angle.


Size of the mounting unit suitable for the installation of a round installation unit of nominal size R9 or R9/55.

Type	Dim. A mm	Dimension d Ø mm	Trunking height mm	Nominal size	Pack Piece	Weight kg/100 pc.	Item no.
OKA-G A 40140R9	400	305	40-140	R9	1	666.000	7424326

St FS



Extension unit for GESR9, height 40–240 mm




Ready for mounting trunking extension unit with a device installation lid for the installation of a flush-mount unit of nominal size R9, consisting of side profiles with attached flexible side wall made of metal mesh, floor covering contact profiles, trunking lid with blank, closed mounting opening and a trunking end piece. The scope of delivery contains 3 height-adjustable fixing brackets, 3 screed anchors, 1 lid butt support (without levelling unit – please order separately) and 1 construction set for 90° angle.

Size of the mounting unit suitable for the installation of a round installation unit of nominal size R9 or R9/55.

Type	Dim. A mm	Dimension d Ø mm	Trunking height mm	Nominal size	Pack Piece	Weight kg/100 pc.	Item no.
OKA-G A 40240R9	400	305	40-240	R9	1	675.000	7424346



Extension unit for GES4, height 100–150 mm




Type	Dim. A mm	Dim. mm	Trunking height mm	Nominal size	Pack Piece	Weight kg/100 pc.	Item no.
OKA-W A 10050 4	400	201	100-150	4	1	976.000	7424920

Ready-to-mount trunking extension unit with a device installation lid for the installation of an installation unit of nominal size 4, consisting of the trunking base (floor trough with side and floor covering guide profiles), trunking lid with blank mounting opening and a flushfloor end cover. The scope of delivery contains three height-adjustable wall fixing brackets, three screed anchors and trunking connection brackets.

Size of the mounting unit suitable for the installation of a square installation unit of nominal size 4.

Extension unit for GES4, height 60–110 mm



Type	Dim. A mm	Dim. mm	Trunking height mm	Nominal size	Pack Piece	Weight kg/100 pc.	Item no.
OKA-W A 6050 4	400	201	60-110	4	1	947.000	7424900

Ready-to-mount trunking extension unit with a device installation lid for the installation of an installation unit of nominal size 4, consisting of the trunking base (floor trough with side and floor covering guide profiles), trunking lid with blank mounting opening and a flushfloor end cover. The scope of delivery contains three height-adjustable wall fixing brackets, three screed anchors and trunking connection brackets.


Size of the mounting unit suitable for the installation of a square installation unit of nominal size 4.



St FS



Extension unit for GES6, height 100–150 mm



Ready-to-mount trunking extension unit with a device installation lid for the installation of a flush-mount unit of nominal size 6, consisting of the trunking base (floor trough with side and floor covering contact profiles), trunking lid with blank mounting opening and a flushfloor end cover. The scope of delivery contains 3 height-adjustable fixing brackets, 3 screed anchors, 1 lid butt support and 1 construction set for 90° angle.


Size of the mounting unit suitable for the installation of a rectangular installation unit of nominal size 6.

Type	Dim. A mm	Dim. b mm	Dim. height mm	Trun-king height mm	Nominal size	Pack Piece	Weight kg/100 pc.	Item no.
OKA-W A 10050 6	400	201	253	100-150	6	1	951.000	7424922

St FS



Extension unit for GES6, height 60–110 mm




Ready-to-mount trunking extension unit with a device installation lid for the installation of a flush-mount unit of nominal size 6, consisting of the trunking base (floor trough with side and floor covering contact profiles), trunking lid with blank mounting opening and a flushfloor end cover. The scope of delivery contains 3 height-adjustable fixing brackets, 3 screed anchors, 1 lid butt support and 1 construction set for 90° angle.

Size of the mounting unit suitable for the installation of a rectangular installation unit of nominal size 6.

Type	Dim. A mm	Dim. b mm	Dim. height mm	Trun-king height mm	Nominal size	Pack Piece	Weight kg/100 pc.	Item no.
OKA-W A 6050 6	400	201	253	60-110	6	1	922.000	7424902



Extension unit for GES9, height 100–150 mm




Type	Dim. A mm	Dim. mm	Trunking height mm	Nominal size	Pack Piece	Weight kg/100 pc.	Item no.
OKA-W A 10050 9	400	244	100-150	9	1	1,010.000	7424924

Ready-to-mount trunking extension unit with a device installation lid for the installation of a flush-mount unit of nominal size 9, consisting of the trunking base (floor trough with side and floor covering contact profiles), trunking lid with blank mounting opening and a flushfloor end cover. The scope of delivery contains 3 height-adjustable fixing brackets, 3 screed anchors, 1 lid butt support and 1 construction set for 90° angle.

Size of the mounting unit suitable for the installation of a square installation unit of nominal size 9 or 9/55.

Extension unit for GESR9, height 40–70 mm



Type	Dim. A mm	Dimension d Ø mm	Trunking height mm	Nominal size	Pack Piece	Weight kg/100 pc.	Item no.
OKA-W A 4030R9	400	305	40-70	R9	1	868.000	7424886

Ready-to-mount trunking extension unit with a device installation lid for the installation of a flush-mount unit of nominal size R9, consisting of the trunking base (floor trough with side and floor covering contact profiles), trunking lid with blank mounting opening and a flushfloor end cover. The scope of delivery contains 3 height-adjustable fixing brackets, 3 screed anchors, 1 lid butt support and 1 construction set for 90° angle.


Size of the mounting unit suitable for the installation of a round installation unit of nominal size R9/55.



St FS



Extension unit for GES9, height 40–70 mm



Ready-to-mount trunking extension unit with a device installation lid for the installation of a flush-mount unit of nominal size 9, consisting of the trunking base (floor trough with side and floor covering contact profiles), trunking lid with blank mounting opening and a flushfloor end cover. The scope of delivery contains 3 height-adjustable fixing brackets, 3 screed anchors, 1 lid butt support and 1 construction set for 90° angle.


Size of the mounting unit suitable for the installation of a square installation unit of nominal size 9/55.

Type	Dim. A		Trunking height mm	Nominal size	Pack Piece	Weight kg/100 pc.	Item no.
	mm	mm					
OKA-W A 4030 9	400	244	40-70	9	1	868.000	7424884

St FS



Extension unit for GES9, height 60–110 mm




Ready-to-mount trunking extension unit with a device installation lid for the installation of a flush-mount unit of nominal size 9, consisting of the trunking base (floor trough with side and floor covering contact profiles), trunking lid with blank mounting opening and a flushfloor end cover. The scope of delivery contains 3 height-adjustable fixing brackets, 3 screed anchors, 1 lid butt support and 1 construction set for 90° angle.

Size of the mounting unit suitable for the installation of a square installation unit of nominal size 9 or 9/55.

Type	Dim. A		Trunking height mm	Nominal size	Pack Piece	Weight kg/100 pc.	Item no.
	mm	mm					
OKA-W A 6050 9	400	244	60-110	9	1	882.000	7424904



Extension unit for GESR9, height 40–70 mm




Type	Dim.	Dimension	Trun-		Pack	Weight	Item no.
	A	d Ø	king	Nominal			
	mm	mm	height	size	Piece	kg/100 pc.	
OKA-W A 4030R9	400	305	40-70	R9	1	868.000	7424886

Ready-to-mount trunking extension unit with a device installation lid for the installation of a flush-mount unit of nominal size R9, consisting of the trunking base (floor trough with side and floor covering contact profiles), trunking lid with blank mounting opening and a flushfloor end cover. The scope of delivery contains 3 height-adjustable fixing brackets, 3 screed anchors, 1 lid butt support and 1 construction set for 90° angle.

Size of the mounting unit suitable for the installation of a round installation unit of nominal size R9/55.

Extension unit for GESR9, height 60–110 mm



Type	Dim.	Dimension	Trun-		Pack	Weight	Item no.
	A	d Ø	king	Nominal			
	mm	mm	height	size	Piece	kg/100 pc.	
OKA-W A 6050R9	400	305	60-110	R9	1	882.000	7424906

Ready-to-mount trunking extension unit with a device installation lid for the installation of a flush-mount unit of nominal size R9, consisting of the trunking base (floor trough with side and floor covering contact profiles), trunking lid with blank mounting opening and a flushfloor end cover. The scope of delivery contains 3 height-adjustable fixing brackets, 3 screed anchors, 1 lid butt support and 1 construction set for 90° angle.


Size of the mounting unit suitable for the installation of a round installation unit of nominal size R9 or R9/55.



St FS



Extension unit for GESR9, height 100–150 mm



Ready-to-mount trunking extension unit with a device installation lid for the installation of a flush-mount unit of nominal size R9, consisting of the trunking base (floor trough with side and floor covering contact profiles), trunking lid with blank mounting opening and a flushfloor end cover. The scope of delivery contains 3 height-adjustable fixing brackets, 3 screed anchors, 1 lid butt support and 1 construction set for 90° angle.

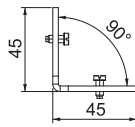
Size of the mounting unit suitable for the installation of a round installation unit of nominal size R9 or R9/55.

Type	Dim. Dimension		Trun- king height mm	Nominal size	Pack Piece	Weight kg/100 pc.	Item no.
	A mm	d Ø mm					
OKA-W A 10050R9	400	305	100-150	R9	1	911.000	7424926



Connection bracket

St

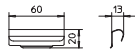


Type	Pack Piece	Weight kg/100 pc.	Item no.
OKU VW	2	2.920	7402968

For the construction-side creation of a trunking junction as a 90° angle, T piece or crossing. A flushfloor end cover is also required for the creation of a 90° angle (order separately).

Barrier strip connector

VA 2B



Type	Pack Piece	Weight kg/100 pc.	Item no.
TSGV A2	10	0.899	6067970

Barrier strip connector for screwless connection of the TSG barrier strip in all side heights.

Lid butt support OKA-G

Lid butt seal for trunking width 200 and 300 mm

St FS



Type	Dim. A mm	Pack Piece	Weight kg/100 pc.	Item no.
DSD2 200	200	1	10.250	7424990
DSD2 300	300	1	18.450	7424992

For underlaying and sealing joints of nominal trunking widths of 200 or 300 mm.

Lid butt support for trunking width 400, 500 and 600 mm

St FS



Type	Dim. A mm	Pack Piece	Weight kg/100 pc.	Item no.
DSU2 400	400	1	28.650	7424360
DSU2 500	500	1	35.850	7424362
DSU2 600	600	1	44.050	7424364

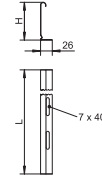
To support and seal the joints for nominal trunking widths of 400, 500 or 600. With installation option for a centrally arranged levelling unit.

St FS

CE

Separating retainer 60

Type	Metal			Pack	Weight	Item no.
	Dim. H	thick-ness	Dim. L			
TSG 60 FS	60	0.75	3000	3	55.700	6062068
TSG 85 FS	85	0.75	3000	3	70.233	6062114



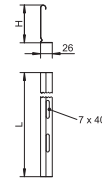
Separating retainer for separation of cables of different voltages or functions.

St FS

CE

Separating retainer 110

Type	Metal			Pack	Weight	Item no.
	Dim. H	thick-ness	Dim. L			
TSG 110 FS	110	0.75	3000	3	85.000	6062122



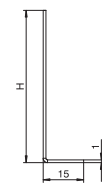
Separating retainer for separation of cables of different voltages or functions.

St FS

CE

Separating retainer

Type	Length	Height	Trun-king height	Pack	Weight	Item no.
OKA2 TW 30	2400	16.5	30	2.4	23.300	7401984
OKA2 TW 120	2400	106.5	120	2.4	93.800	7401968
OKA2 TW 140	2400	126.5	140	2.4	109.200	7401976



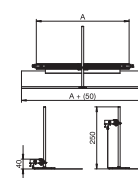
Divider for use in the floor trough of the previously prepared OKA-W trunking unit.

End pieces OKA-G

St FS

Trunking end piece, height 40–240 mm

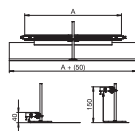
Type	Width	Trun-king height	Pack	Weight	Item no.
OKA-G20040240ES	200	40-240	1	34.000	7424300
OKA-G30040240ES	300	40-240	1	47.000	7424302
OKA-G40040240ES	400	40-240	1	59.000	7424304
OKA-G50040240ES	500	40-240	1	81.000	7424306
OKA-G60040240ES	600	40-240	1	94.000	7424308



Ready-to-mount trunking end cap, consisting of a flexible apron with side and floor covering guide profiles. The scope of delivery contains trunking connection brackets and a height-adjustable fixing bracket.

Trunking end piece, height 40–150 mm

St FS



Type	Width mm	Trunking height mm	Pack Piece	Weight kg/100 pc.	Item no.
OKA-G20040150ES	200	40-150	1	33.000	7424280
OKA-G30040150ES	300	40-150	1	45.000	7424282
OKA-G40040150ES	400	40-150	1	57.000	7424284
OKA-G50040150ES	500	40-150	1	78.000	7424286
OKA-G60040150ES	600	40-150	1	91.000	7424288

Ready-to-mount trunking end cap, consisting of a flexible apron with side and floor covering guide profiles. The scope of delivery contains trunking connection brackets and a height-adjustable fixing bracket.

Lid butt support OKA-W

St FS

Lid butt support for trunking width 400, 500 and 600 mm

CE D'E



Type	Dim. A mm	Trunking height mm	Pack Piece	Weight kg/100 pc.	Item no.
DSU2 400 4030	400	40-70	1	31.890	7424940
DSU2 500 4030	500	40-70	1	39.090	7424942
DSU2 600 4030	600	40-70	1	47.290	7424944

For underlaying and sealing joints of nominal trunking widths of 400, 500 or 600. With central, height-adjustable support.

Cover butt support for trunking width 400, 500 and 600 mm

St FS

CE D'E



Type	Dim. A mm	Trunking height mm	Pack Piece	Weight kg/100 pc.	Item no.
DSU2 400 6050	400	60-110	1	33.490	7424960
DSU2 500 6050	500	60-110	1	40.690	7424962
DSU2 600 6050	600	60-110	1	48.890	7424964

For underlaying and sealing joints of nominal trunking widths of 400, 500 or 600. With central, height-adjustable support.

Cover butt support for trunking width 400, 500 and 600 mm

St FS

CE D'E



Type	Dim. A mm	Trunking height mm	Pack Piece	Weight kg/100 pc.	Item no.
DSU2 400 10050	400	100-150	1	34.040	7424980
DSU2 500 10050	500	100-150	1	41.240	7424982
DSU2 600 10050	600	100-150	1	49.440	7424984

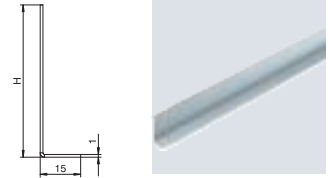
For underlaying and sealing joints of nominal trunking widths of 400, 500 or 600. With central, height-adjustable support.

St FS



Separating retainer

Type	Length mm	Height mm	Trunking height mm	Pack m	Weight kg/100 m	Item no.
OKA2 TW 40	2400	26.5	40	2.4	31.300	7401988
OKA2 TW 50	2400	36.5	50	2.4	39.200	7401992
OKA2 TW 60	2400	46.5	60	2.4	46.700	7401996
OKA2 TW 70	2400	56.5	70	2.4	54.600	7402000
OKA2 TW 80	2400	66.5	80	2.4	62.500	7402004
OKA2 TW 90	2400	76.5	90	2.4	70.000	7402008
OKA2 TW 150	2400	136.5	150	2.4	117.100	7401980



Divider for use in the floor trough of the previously prepared OKA-W trunking unit.

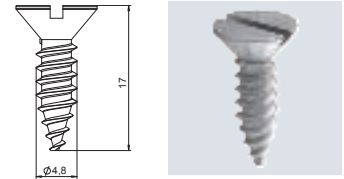
Lid fastening screws OKA-G and OKA-W



Lid fastening screw

Type	Pack Piece	Weight kg/100 pc.	Item no.
DBS BE	18	0.217	7407080

Lid fastening screw for fastening mounting lids and blanking lids in the open, screed-flush trunking systems OKA-G, OKA-W and OKB.



Construction set, OKA-G and OKA-W bracket junction

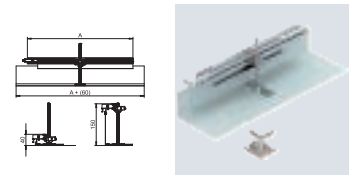
St FS



Construction set for 90° angle to left, height 40–150 mm

Type	Width mm	Pack Piece	Weight kg/100 pc.	Item no.
OKA-G20040150FBL	200	1	49.600	7423950
OKA-G30040150FBL	300	1	62.800	7423952
OKA-G40040150FBL	400	1	74.800	7423954
OKA-G50040150FBL	500	1	96.800	7423956
OKA-G60040150FBL	600	1	109.800	7423958

For construction-side creation of a trunking junction as a 90° angle to the left. With all the parts necessary for mounting. Suitable for the OKA-G and OKA-W trunking systems.



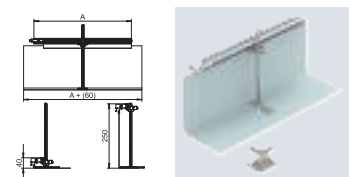
St FS



Construction set for 90° angle to left, height 40–240 mm

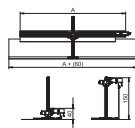
Type	Width mm	Pack Piece	Weight kg/100 pc.	Item no.
OKA-G20040240FBL	200	1	57.700	7423960
OKA-G30040240FBL	300	1	69.700	7423962
OKA-G40040240FBL	400	1	81.700	7423964
OKA-G50040240FBL	500	1	102.700	7423966
OKA-G60040240FBL	600	1	115.700	7423968

For construction-side creation of a trunking junction as a 90° angle to the left. With all the parts necessary for mounting. Suitable for the OKA-G and OKA-W trunking systems.



Construction set for 90° angle to right, height 40–150 mm

St FS

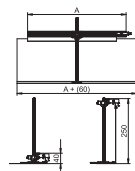


Type	Width mm	Pack Piece	Weight kg/100 pc.	Item no.
OKA-G20040150FBR	200	1	49.800	7423970
OKA-G30040150FBR	300	1	62.800	7423972
OKA-G40040150FBR	400	1	74.800	7423974
OKA-G50040150FBR	500	1	96.800	7423976
OKA-G60040150FBR	600	1	109.800	7423978

For construction-side creation of a trunking junction as a 90° angle to the right. With all the parts necessary for mounting. Suitable for the OKA-G and OKA-W trunking systems.

Construction set for 90° angle to right, height 40–240 mm

St FS



Type	Width mm	Pack Piece	Weight kg/100 pc.	Item no.
OKA-G20040240FBR	200	1	57.700	7423980
OKA-G30040240FBR	300	1	69.700	7423982
OKA-G40040240FBR	400	1	81.700	7423984
OKA-G50040240FBR	500	1	102.700	7423986
OKA-G60040240FBR	600	1	115.700	7423988

For construction-side creation of a trunking junction as a 90° angle to the right. With all the parts necessary for mounting. Suitable for the OKA-G and OKA-W trunking systems.

Construction set for trunking T branch and intersection

Zn



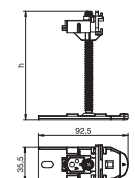
Type	Pack Piece	Weight kg/100 pc.	Item no.
OKA FB2 TX	1	24.800	7424821

For construction-side creation of a trunking junction as a T piece or intersection. With all the parts necessary for mounting. Suitable for the OKA-G and OKA-W trunking systems. 2 construction sets are required to create an intersection.

OKA-G and OKA-W height adjustment units

Height adjustment unit

St



Type	Dim. mm	Trunking height mm	Pack Piece	Weight kg/100 pc.	Item no.
OKA NEVE 110	110	40-110	6	14.200	7425970
OKA NEVE 150	150	40-150	6	15.300	7425972
OKA NEVE 250	250	40-250	6	18.000	7425974

Complete levelling unit with express height adjustment for connecting, fastening and adjusting the height of trunking units of the OKA-G and OKA-W systems. For additional requirements.

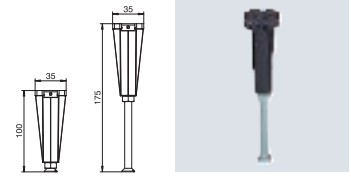
St FS



Height adjustment unit for lid butt support, trunking height 100-175 mm

Type	Trunking height mm	Pack Piece	Weight kg/100 pc.	Item no.
NE DSU2 10075	100-175	3	5.390	7424844

For central support of a lid butt support of nominal width 400, 500 or 600.



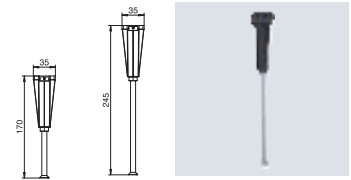
St FS



Height adjustment unit for lid butt support, trunking height 170-245 mm

Type	Trunking height mm	Pack Piece	Weight kg/100 pc.	Item no.
NE DSU2 17075	170-245	3	7.450	7424846

For central support of a lid butt support of nominal width 400, 500 or 600.



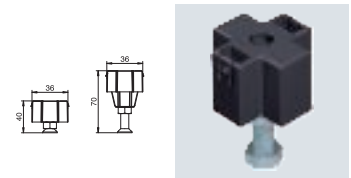
St FS



Height adjustment unit for lid butt support, trunking height 40-70 mm

Type	Trunking height mm	Pack Piece	Weight kg/100 pc.	Item no.
NE DSU2 4030	40-70	3	3.240	7424840

For central support of a lid butt support of nominal width 400, 500 or 600.



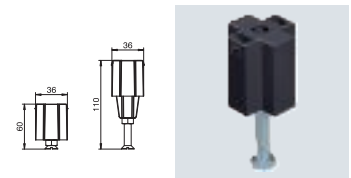
St FS



Height adjustment unit for lid butt support, trunking height 60-110 mm

Type	Trunking height mm	Pack Piece	Weight kg/100 pc.	Item no.
NE DSU2 6050	60-110	3	4.840	7424842

For central support of a lid butt support of nominal width 400, 500 or 600.



Flat seal OKA-G and OKA-W

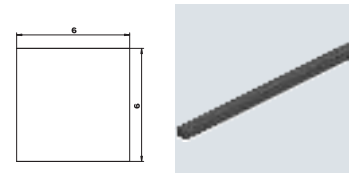
MGUM



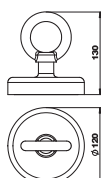
Flat seal

Type	Length mm	Width mm	Height mm	Pack m	Weight kg/100 m	Item no.
OKA FD	15000	6	6	15	1.000	7424822

For later adhesion in the side profiles of the OKA-G/-W trunking system, allows the use of the trunking system in wet-cleaned floors, sold by the roll.



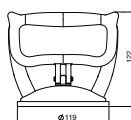
Magnetic lifter, 1,300 N



Type	Pack Piece	Weight kg/100 pc.	Item no.
WZ 1028	1	201.600	7408630

Magnetic lifter WZ 1028 for lifting boxes and trunking covers that have textile floor coverings of a 3–10 mm thickness glued on. Adhesive force: 1,300 N

Suction lifter, 300 N



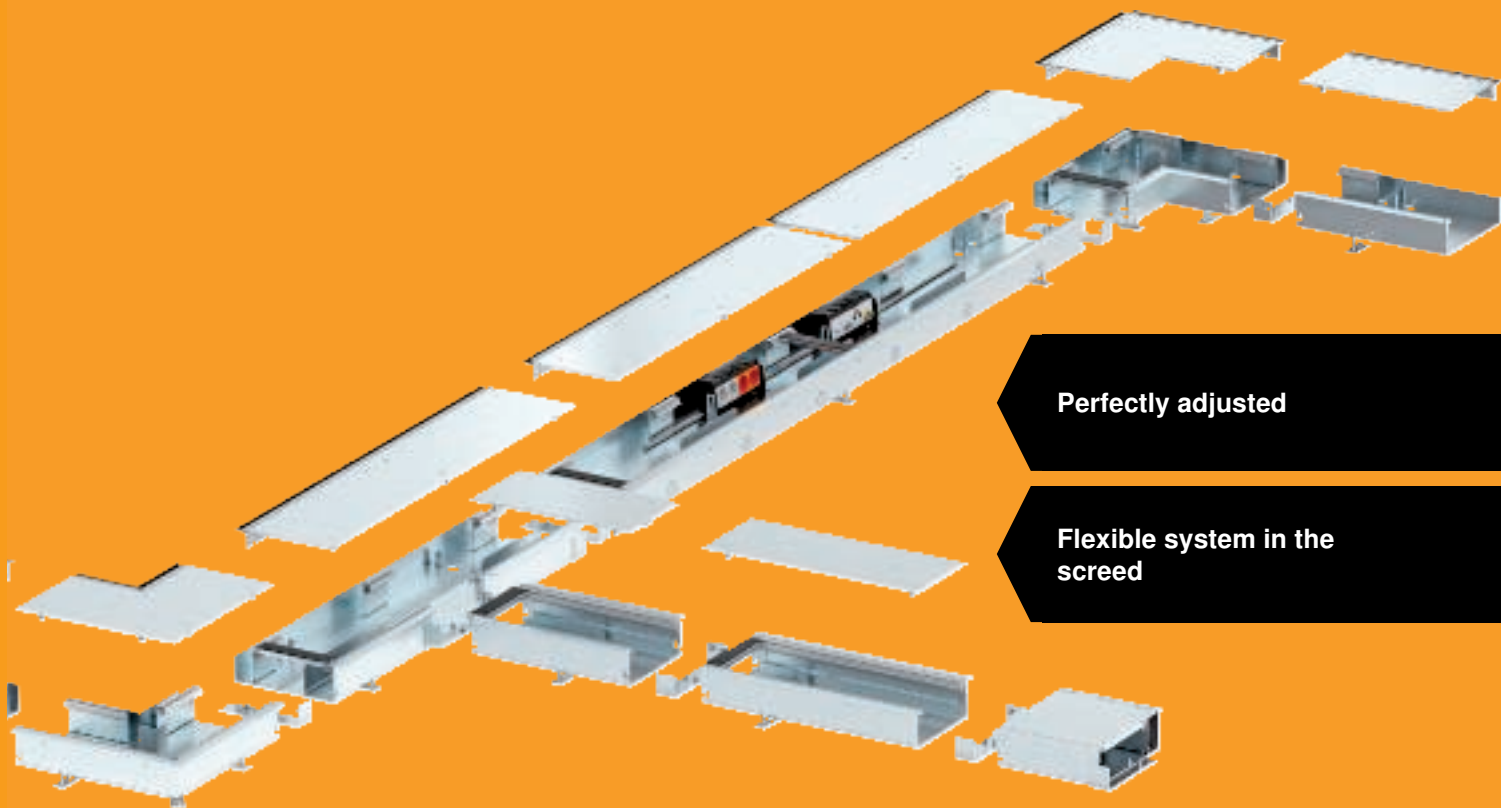
Type	Pack Piece	Weight kg/100 pc.	Item no.
WZ 1029	1	51.000	7408634

For lifting out cassettes, boxes and trunking lids. Support force 300 N.



OKB brush bar trunking system

There are almost no signs of how this room is supplied with power. Only a slender, discreet brush bar along the wall offers an indication. It is there that the open, screed-flush OKB brush bar trunking system runs. The special feature: The trunking has an opening towards the wall along its entire length. A brush bar covers this opening and serves as visually attractive sight and dust protection. The cables can be run out of the trunking at any location.



Perfectly adjusted

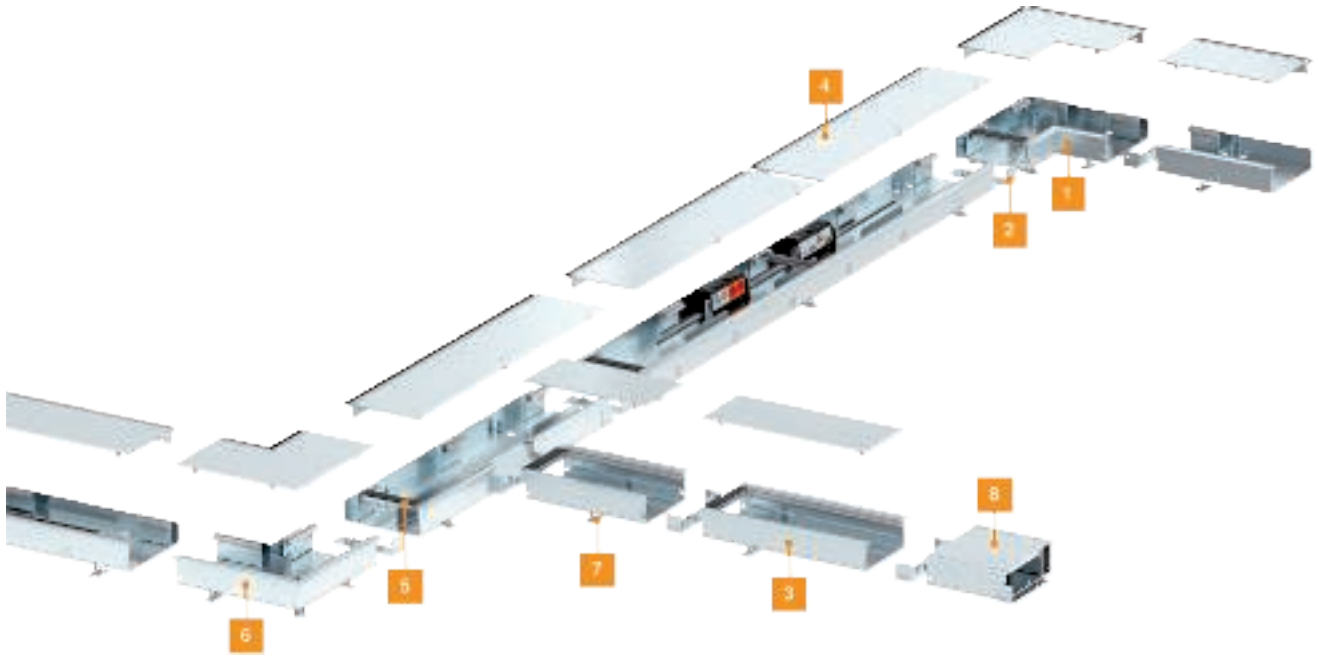
Flexible system in the screed

Underfloor applications, in screed



OKB trunking unit with brush bar


Installation principle



1	External corner	OKB AE
2	Connector for trunking unit	OKB V
3	Supply trunking	OKB E
4	Trunking unit with brush bar	OKB U
5	Lid butt seal	OKB DSD
6	Internal corner	OKB IE
7	Height-adjustment unit	RK NEV2 70
8	Wall penetration	OKB WD

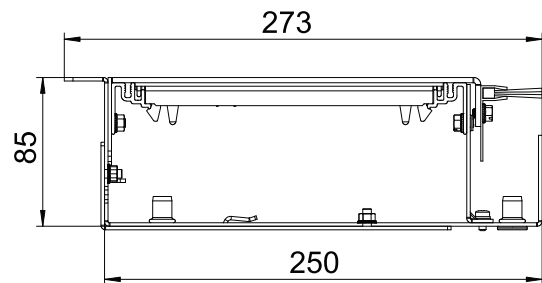


Trunking unit with brush bar



Type	Width mm	Length mm	Height mm	Pack m	Weight kg/100 m	Item no.
OKB U 25085 BLON	250	2000	93	2	1,425.000	7403816

Ready-to-mount duct unit for cable routing and device installation, consisting of a duct base with two lids, one height-adjustable brush bar and one floor covering contact profile for screed limitation in areas of door soffits and in front of radiator alcoves. The scope of delivery contains two lid butt seals and one connector. For height adjustment, six height adjustment units are required.



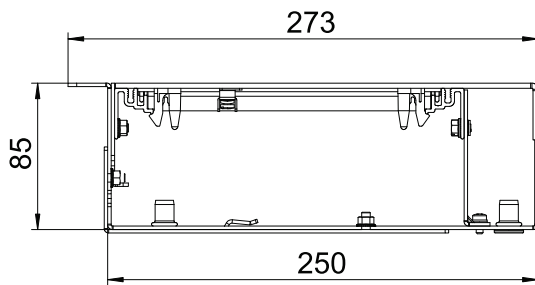
St FS

Trunking unit with blanking lid




Ready-to-mount duct unit for cable routing and device installation, consisting of a duct base with two blanking covers and two adjustable floor covering contact profiles, for screed limitation in areas of door soffits and in front of radiator alcoves. The scope of delivery contains two lid butt seals and one connector. For height adjustment, six height adjustment units are required.

Type	Width mm	Length mm	Height mm	Pack m	Weight kg/100 m	Item no.
OKB U 25085 BD	250	2000	93	2	1,448.500	7403818



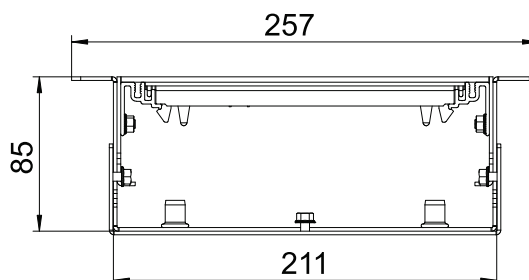
OKB supply trunking

St FS



Type	Width mm	Length mm	Height mm	Pack m	Weight kg/100 m	Item no.
OKB E 25085 ON	210	2000	85	2	1,320.000	7403811

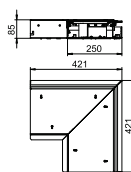

Ready-to-mount duct unit for cable routing, consisting of a duct base with two covers and two adjustable floor covering contact profiles, for screed limitation in areas of door soffits and in front of radiator alcoves. The scope of delivery contains two lid butt seals and one connector. For height adjustment, six height adjustment units are required.



Internal corners OKB

Internal corner, without height adjustment unit

St FS



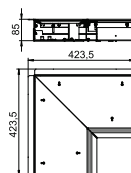
Type	Width mm	Length mm	Height mm	Pack Piece	Weight kg/100 pc.	Item no.
OKB IE 25085 ON	250	421	93	1	850.000	7403826

Ready-to-mount internal corner, consisting of a trunking base, two lids, height-adjustable side profiles and brush bar arranged on the wall side for cable alignment. The scope of delivery contains one lid butt seal and a connector. For height adjustment five levelling units are required.

OKB external corners

External corner, without height adjustment unit

St FS



Type	Width mm	Length mm	Height mm	Pack Piece	Weight kg/100 pc.	Item no.
OKB AE 25085 ON	250	422	93	1	858.000	7403831

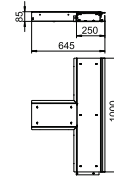
Ready-to-mount external corner, consisting of a trunking base, two lids, height-adjustable side profiles and brush bar arranged on the wall side for cable alignment. The scope of delivery contains one lid butt seal and a connector. For height adjustment five levelling units are required.

St FS

T piece, without height adjustment units

Type	Width mm	Length mm	Height mm	Pack Piece	Weight kg/100 pc.	Item no.
OKB TS 25085 ON	250	1000	93	1	1,850.000	7403836

Ready-to-mount connection of a trunking unit with a brush bar and a trunking unit for cable laying, consisting of trunking bases, two lids, height-adjustable side profiles and brush bar arranged on the wall side for cable alignment. The scope of delivery contains two lid butt seals and two connectors. For height adjustment six levelling units are required.



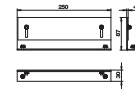
End pieces OKB

St FS

Trunking end piece

Type	Width mm	Trunking height mm	Pack Piece	Weight kg/100 pc.	Item no.
OKB ES 25085	250	85-125	1	52.850	7403820

Ready-to-mount duct end connection, consisting of a side wall and a height-adjustable side profile for universal installation on left or right.



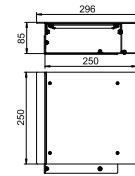
OKB wall penetrations

St FS

Wall penetration

Type	Width mm	Length mm	Dim. mm	Pack Piece	Weight kg/100 pc.	Item no.
OKB WD 25085	250	300	93	1	420.000	7403890

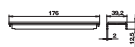
Ready-to-mount trunking unit for passing through a wall, consisting of a trunking base with a blind lid. The scope of delivery contains a lid butt seal and a connector.



Lid butt seals OKB

Lid butt seal

St FS



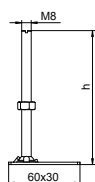

Type	Pack Piece	Weight kg/100 pc.	Item no.
OKB DSD 250	1	14.600	7403845

For underlaying the joints.

Height adjustment units

Height adjustment unit RKNEV2

St G



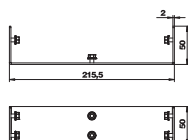
Type	Dim. mm	Height adjustment range mm	Pack PU	Weight kg/100 PUs	Item no.
RK NEV2 70	70	70	1	20.000	7405814
RK NEV2 110	110	150-190	1	25.415	7405815
RK NEV2 150	150	190-230	1	30.560	7405816
RK NEV2 190	190	230-270	1	35.567	7405817
RK NEV2 230	230	270-310	1	40.634	7405818
RK NEV2 270	270	310-355	1	45.485	7405819

For flushfloor height adjustment of the height adjustable cassette units and the OKB screed-flush trunking system. The VPE consists of 4 height adjustment units.

Duct connector OKB

Connector for supply trunking

St FS

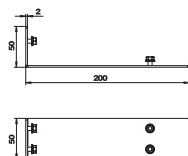



Type	Pack Piece	Weight kg/100 pc.	Item no.
OKB V 210	1	25.600	7403860

Connection element for trunking units and fittings.

Connector for trunking unit with brush bar

St FS



Type	Pack Piece	Weight kg/100 pc.	Item no.
OKB V 250	1	20.240	7403855


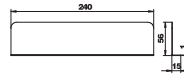
Connection element for trunking units and fittings.

St FS

Separating retainer

Type	Length mm	Pack Piece	Weight kg/100 pc.	Item no.
OKB TW 85240	240	5	13.100	7403841
OKB TW 852000	2000	1	109.000	7403843

Separating retainer for use in the trunking base.



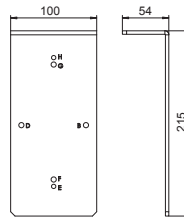
Drilling templates OKB

St FS

Drilling template for supply trunking

Type	Pack Piece	Weight kg/100 pc.	Item no.
OKB BS E	1	82.200	7403881

Drilling template for the construction-side creation of all the necessary holes for the mounting of a trunking unit, cut to length, without a brush bar.

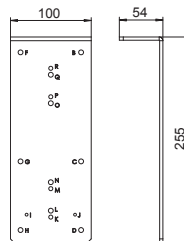


St FS

Drilling template for trunking with brush bar

Type	Pack Piece	Weight kg/100 pc.	Item no.
OKB BS BL	1	97.100	7403883

Drilling template for the construction-side creation of all the necessary holes for the mounting of a trunking unit, cut to length, with a brush bar.



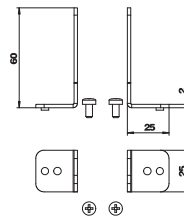
Device support OKB

St FS

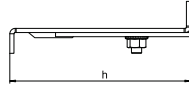
Device support

Type	Pack Piece	Weight kg/100 pc.	Item no.
OKB IT	1	5.700	7403850

System fastening for universal supports in the trunking base.




Profile for screed limitation




Type	Length mm	Pack Piece	Weight kg/100 pc.	Item no.
OKB EP 1000	1000	1	205.000	7403895

Extension profile for screed limitation in areas of door frames and in front of radiator niches.













Service outlets and cassettes for underfloor applications

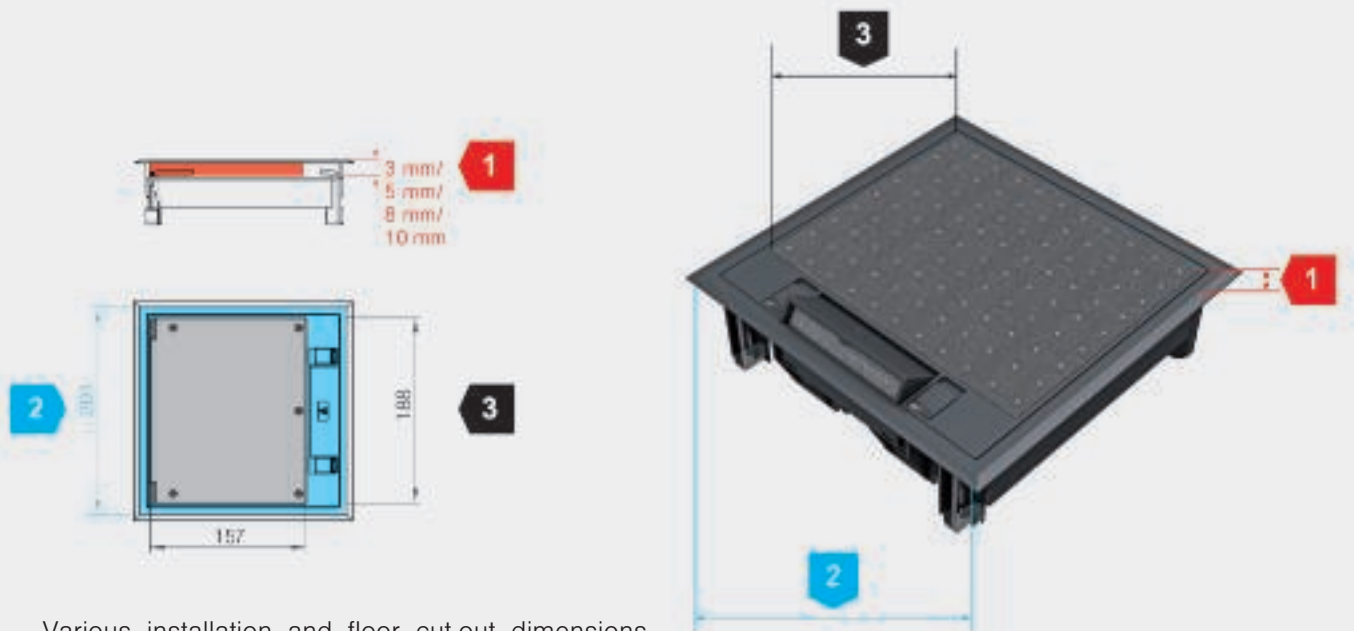


Service outlets and cassettes for underfloor applications

	Plastic service units, rectangular	114
	Plastic service units, round	136
	Metal service units, cassettes	144
	Height-adjustable cassettes	148
	Decouplable cassettes	174
	Heavy-duty cassettes	192
	General cassette accessories	208
	Lined body solution for polished screeds	214



Installation and floor cut-out dimensions



Various installation and floor cut-out dimensions must be taken into account for the mounting of service outlets and the application of floor coverings in the device lids.

1

Frame height for the floor covering in the lid (red dimensions)

The frame height data relates to the maximum floor covering thickness, including adhesive. If, in the figure, several heights are specified, then the frame height can be changed during construction: By adding or removing spaces, it is possible to adjust the desired frame height to the floor covering. In the as-delivered state, the frame height is usually 5 mm.

3

Internal dimension of the lid to determine the floor covering cut-out (black dimensions)

The dimension data relates to the internal dimension of the cover and is used to calculate the floor covering cut-out. Depending on the type of floor covering, appropriate reductions should be taken into account, e.g. for expansion gaps.

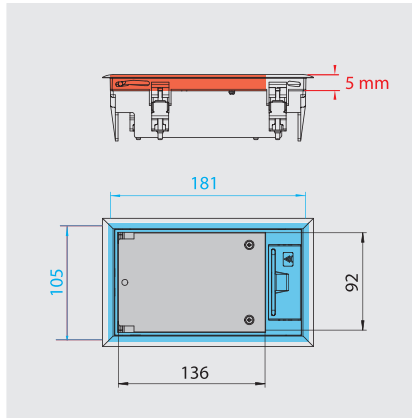
2

Floor cut-out for the installation of service outlets (blue dimensions)

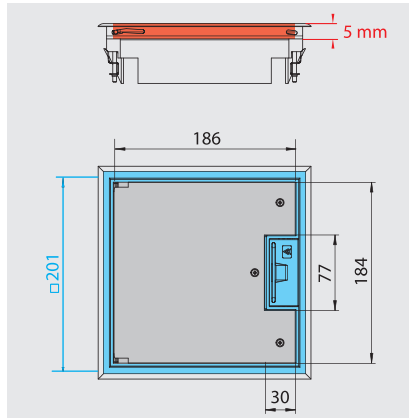
The dimensions for the floor cut-out should be considered as target dimensions for correct installation of the service outlet in the floor. They are only generally required for the floor cut-out in system floors. When mounting service outlets in the EÜK screed-covered duct system or in the OKA open trunking system, they need not be taken into account, as these systems offer prefabricated mounting lids with matching installation openings.



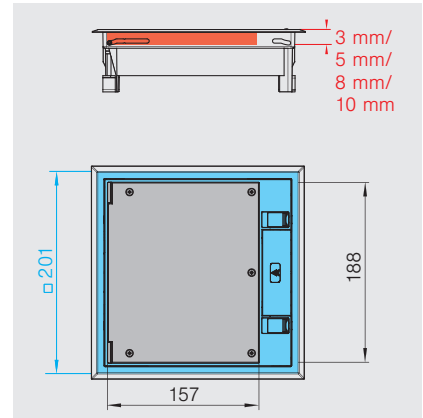
System measurements service outlets, rectangular



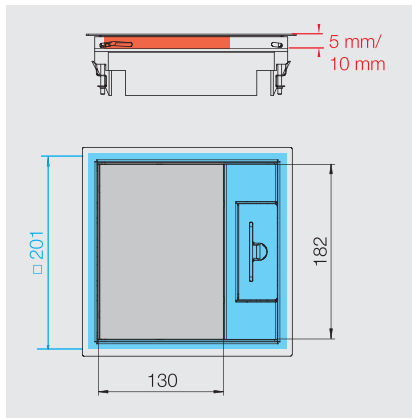
Nominal size 2, type GES2



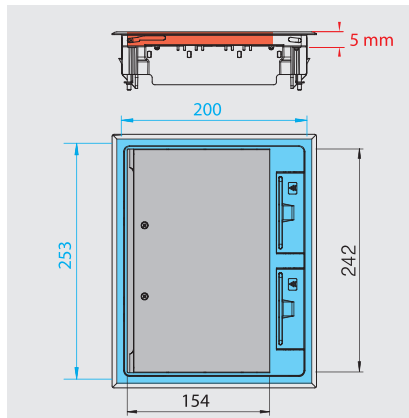
Nominal size 4, type GES4



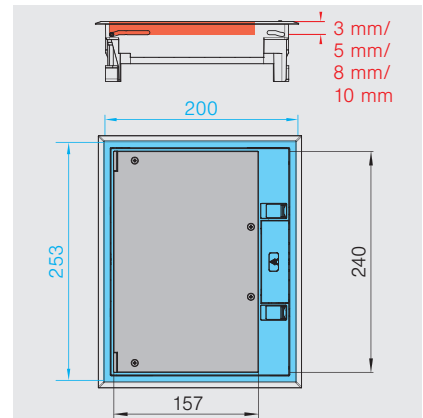
Nominal size 4, type GES4-2



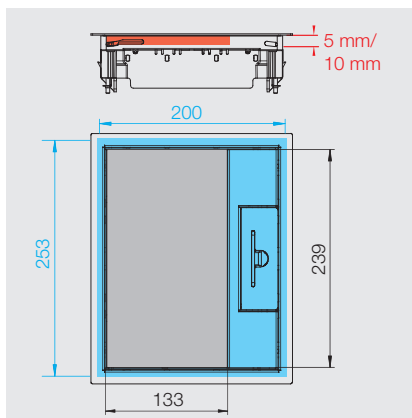
Nominal size 4, type GES4M-2



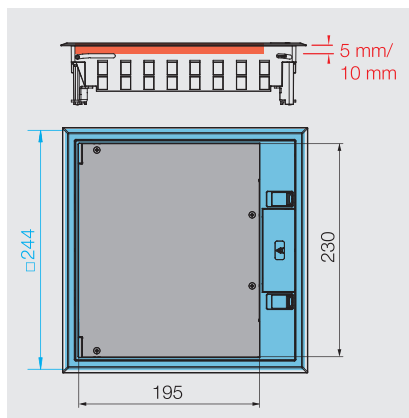
Nominal size 6, type GES6



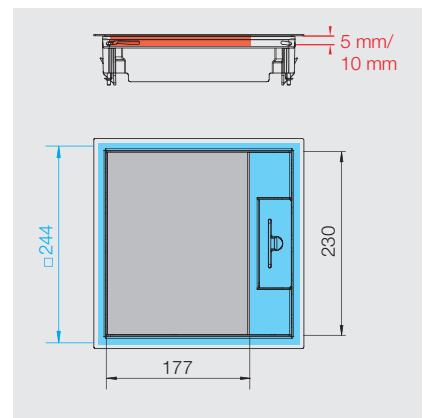
Nominal size 6, type GES6-2



Nominal size 6, type GES6M-2



Nominal size 9, type GES9-3S and GES9-3B



Nominal size 9, type GES9M-2

GES service outlet, rectangular

Service outlets supply workstations and other areas in the centre of the room with power and data connections via the floor. Service outlets are suitable for installation in screed-flush and screed-covered underfloor systems.

- Universal service outlet for all systems
- Suitable for dry-cleaned floors
- Available in plastic and stainless steel



- Lid available with locking slider or handle clamp
- Adjustable for different covering thicknesses

Square and round service outlets

Installation principle

1	Service outlet, rectangular	GES
2	Service outlet, round	GERS
3	Universal support	MT3 45
4	Cover plates	UT3



Service units for dry-cleaned floors, with handle clamp

PA

GES2 service outlet with handle clamp

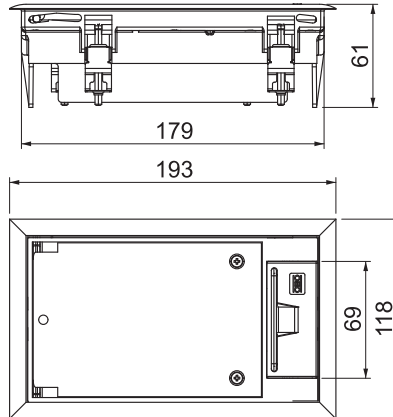


Service outlet with handle clamp for up to 3 individual Modul 45 devices in one UT3 universal support, use in duct systems and system floors for indoor use.

Service outlet with handle clamp, 1-compartment, for the installation of MT2 mounting support.

Up to two installation devices with 50 mm central plate can be inserted.

Type	Colour	Floor covering		Dim. mm	Pack Piece	Weight kg/100 pc.	Item no.
		thickness mm	mm				
GES2 U 7011	Iron grey	5	73		1	61.300	7405116



GES2 service outlet with handle clamp

PA

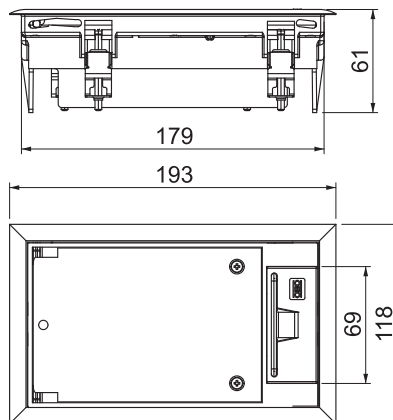


Service outlet with handle clamp for up to 3 individual Modul 45 devices in one UT3 universal support, use in duct systems and system floors for indoor use.

Service outlet with handle clamp, 1-compartment, for the installation of MT2 mounting support.

Up to two installation devices with 50 mm central plate can be inserted.

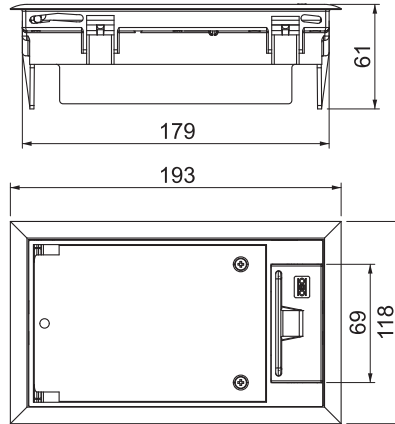
Type	Colour	Floor covering		Dim. mm	Pack Piece	Weight kg/100 pc.	Item no.
		thickness mm	mm				
GES2 U 9011	Graphite black	5	73		1	61.300	7405120



PA

GES2DB service outlet with handle clamp

Type	Colour	Floor covering thickness mm	Dim. mm	Pack Piece	Weight kg/100 pc.	Item no.
GES2 DB 7011	Iron grey	5	73	1	66.400	7405100



Service outlet with handle clamp for up to 3 individual Modul 45 devices in one UT3 universal support, use in duct systems and system floors for indoor use.

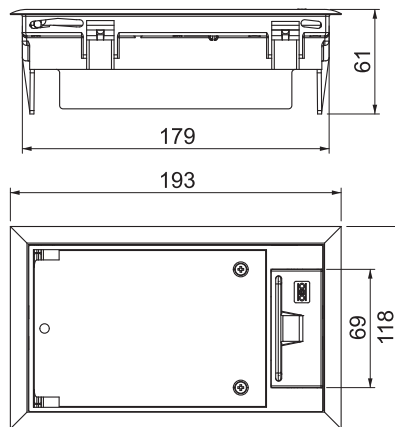
Service outlet with handle clamp, 1-compartment, for the installation of MT2 mounting support.

Up to two installation devices with 50 mm central plate can be inserted.

PA

GES2DB service outlet with handle clamp

Type	Colour	Floor covering thickness mm	Dim. mm	Pack Piece	Weight kg/100 pc.	Item no.
GES2 DB 9011	Graphite black	5	73	1	66.400	7405104



Service outlet with handle clamp for up to 3 individual Modul 45 devices in one UT3 universal support, use in duct systems and system floors for indoor use.

Service outlet with handle clamp, 1-compartment, for the installation of MT2 mounting support.

Up to two installation devices with 50 mm central plate can be inserted.



Service units for dry-cleaned floors, with handle clamp

PA

GES2DB service outlet with handle clamp

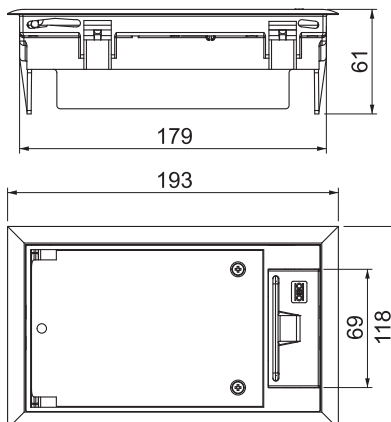


Service outlet with handle clamp for up to 3 individual Modul 45 devices in one UT3 universal support, use in duct systems and system floors for indoor use.

Service outlet with handle clamp, 1-compartment, for the installation of MT2 mounting support.

Up to two installation devices with 50 mm central plate can be inserted.

Type	Colour	Floor covering thickness mm	Dim. mm	Pack Piece	Weight kg/100 pc.	Item no.
GES2 DB 1019	Grey-beige	5	73	1	66.400	7405108



Service units for dry-cleaned floors, with locking slider

PA

GES2 with MT3 45

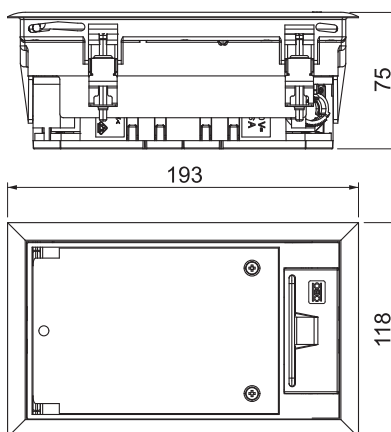


Service outlet with all necessary system accessories for direct installation in screed floors for indoor use.

The scope of delivery contains a service outlet of nominal size 2 with universal fastening bracket and one module support for three Modul 45 devices.

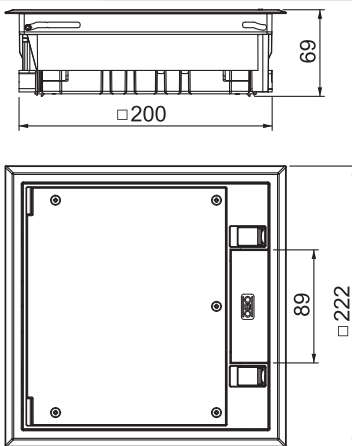
Service outlet with carpet protection frame, hinged lid and cord outlet made of polyamide in the colour RAL 7011. 5 mm floor covering recess in the hinged lid.

Type	Colour	Pack Piece	Weight kg/100 pc.	Item no.
GES2 KU 7011	Iron grey	1	94.200	7429580



PA

Type	Colour	Pack Piece	Weight kg/100 pc.	Item no.
GES4-2 KU 7011	Iron grey	1	166.000	7429584



GES4-2 with UT3 45



Service outlet with all necessary system accessories for direct installation in screed floors for indoor use.

The scope of delivery contains a service outlet of nominal size 4 with universal fastening bracket and two universal supports, each for 3 Modul 45® devices.

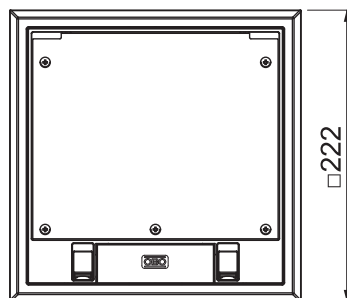
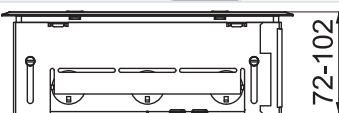
Service outlet with carpet protection frame, hinged lid and cord outlet made of polyamide in the colour RAL 7011. 10 mm floor covering recess in the hinged lid (changeable to 3, 5 or 8 mm).



Complete solution, GES4 service outlet



Type	Colour	Pack Piece	Weight kg/100 pc.	Item no.
UDHOME GES4 7011	Iron grey	1	281.000	7427410



Square installation unit for six Modul 45 installation devices, for use in dry-care cavity floors and screed floors for indoor use, consisting of an installation housing, GES4-2 service outlet, two UT universal supports and a triple 33° protective contact socket, in white. Installation housing with pre-marked insertion openings for pipelines (M25), adjustable to top edge of screed. In the as-delivered state, the installation housing is closed with a blanking lid. After screed work, the service outlet can be inserted in the created mounting opening. 3, 5, 8 or 10 mm floor covering recess in the hinged cover of the service outlet.


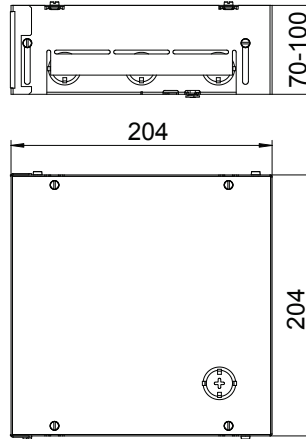
The minimum installation depth is 72 mm including floor covering, the height adjustment range +30 mm.



St FS

Underfloor box for GES4

Type	Length mm	Width mm	Pack Piece	Weight kg/100 pc.	Item no.

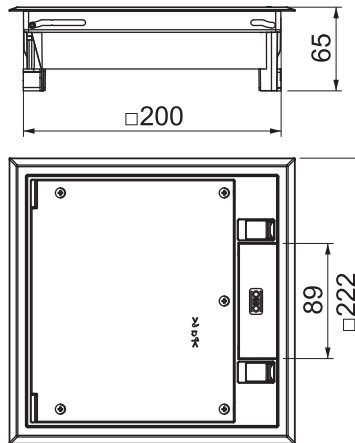


Square installation housing for one GES4-2 service unit for outlet in screed floors for indoor use. With pre-marked insertion openings for pipelines (M25) on all four sides. In the as-delivered state, the installation housing is closed with a mounting protection lid. The minimum installation depth is 70 mm, the height-adjustment range +30 mm.

PA

GES4 service outlet with locking slider

Type	Colour	Floor covering thickness mm	Dim. mm	Pack Piece	Weight kg/100 pc.	Item no.



Service outlet with locking slider for up to 6 individual Modul 45 devices in 2 UT3 universal supports, use in duct systems and system floors for indoor use. Floor covering recess in the hinged cover pre-adjusted to 5 mm, if necessary adjustable to 3, 8 or 10 mm. Service outlet with locking slider, 2-compartment, for the installation of MT4 mounting support. Two type APMT2 cover plates can be installed. Floor covering recess in the hinged cover pre-adjusted to 5 mm, if necessary adjustable to 3, 8 or 10 mm. Up to 4 installation devices can be used with 50 mm central plate.



GES4 service outlet with locking slider



Service outlet with locking slider for up to 6 individual Modul 45 devices in 2 UT3 universal supports, use in duct systems and system floors for indoor use.

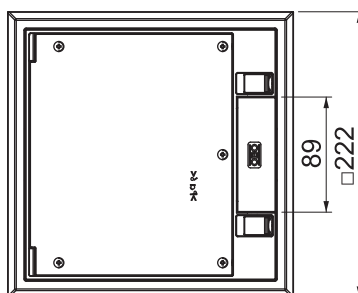
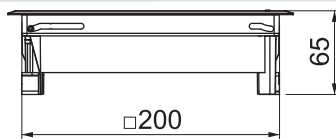
Floor covering recess in the hinged cover pre-adjusted to 5 mm, if necessary adjustable to 3, 8 or 10 mm.

Service outlet with locking slider, 2-compartment, for the installation of MT4 mounting support. Two type APMT2 cover plates can be installed.

Floor covering recess in the hinged cover pre-adjusted to 5 mm, if necessary adjustable to 3, 8 or 10 mm.

Up to 4 installation devices can be used with 50 mm central plate.

Type	Colour	Floor covering thickness mm	Dim. mm	Pack Piece	Weight kg/100 pc.	Item no.
GES4-2U10T 9011	Graphite black	10	73	1	124.000	7405146



GES6-2 with UT3 45

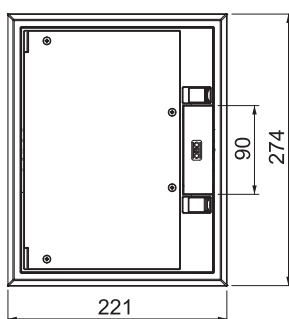
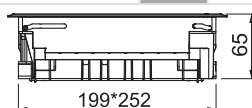


Service unit with all necessary system accessories for direct installation in screed floors in interior areas.

The scope of delivery contains a service unit of nominal size 6 with universal fastening bracket and three universal supports, each for three Modul 45® devices.

Service unit with carpet protection frame, hinged lid and cord outlet made of polyamide in the colour RAL 7011. 10 mm floor covering recess in the hinged lid (changeable to 3, 5 or 8 mm).

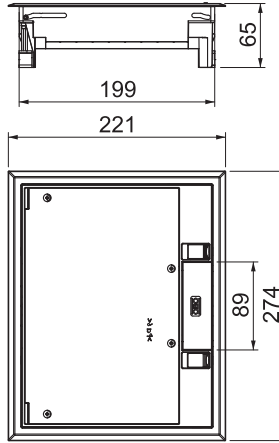
Type	Colour	Floor covering thickness mm	Pack Piece	Weight kg/100 pc.	Item no.
GES6-2 KU 7011	Iron grey	5	1	209.400	7429588



PA

GES6 service outlet with locking slider

Type	Colour	Floor covering thickness mm	Dim. mm	Pack	Weight	Item no.
				Piece	kg/100 pc.	
GES6-2U10T 7011	Iron grey	10	73	1	138.000	7405321



Service outlet with locking slider for up to 9 individual Modul 45 devices in 3 UT3 universal supports, use in trunking systems and system floors for indoor use.

Floor covering recess in the hinged cover pre-adjusted to 5 mm, if necessary adjustable to 3, 8 or 10 mm.

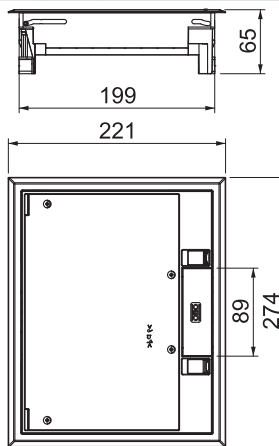
Service outlet with locking slider, 3-compartment, for the installation of MT6 mounting support. Three type APMT2 cover plates can be installed. Floor covering recess in the hinged cover pre-adjusted to 5 mm, if necessary adjustable to 3, 8 or 10 mm.

Up to 6 installation devices with 50 mm central plate can be inserted.

PA

GES6 service outlet with locking slider

Type	Colour	Floor covering thickness mm	Dim. mm	Pack	Weight	Item no.
				Piece	kg/100 pc.	
GES6-2U10T 9011	Graphite black	10	73	1	138.000	7405322



Service outlet with locking slider for up to 9 individual Modul 45 devices in 3 UT3 universal supports, use in trunking systems and system floors for indoor use.

Floor covering recess in the hinged cover pre-adjusted to 5 mm, if necessary adjustable to 3, 8 or 10 mm.

Service outlet with locking slider, 3-compartment, for the installation of MT6 mounting support. Three type APMT2 cover plates can be installed. Floor covering recess in the hinged cover pre-adjusted to 5 mm, if necessary adjustable to 3, 8 or 10 mm.

Up to 6 installation devices with 50 mm central plate can be inserted.





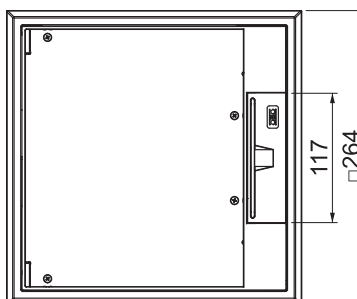
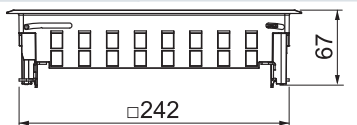
Service units for dry-cleaned floors, with locking slider

PA

GES9-3B service outlet with handle clamp



Type	Colour	Floor covering thickness mm	Dim. mm	Pack Piece	Weight kg/100 pc.	Item no.
GES9-3B U 7011	Iron grey	10	73	1	205.000	7405077



Service outlet with handle clamp for up to 12 individual Modul 45 devices in 3 UT4 universal supports, use in trunking systems and system floors for indoor use.

Floor covering recess in the hinged cover pre-adjusted to 5 mm, if necessary adjustable to 10 mm.

Service outlet with handle clamp, 3-compartment, for the installation of MT9 mounting support. Three type APMT5 cover plates can be installed. Floor covering recess in the hinged cover pre-adjusted to 5 mm, if necessary adjustable to 10 mm.

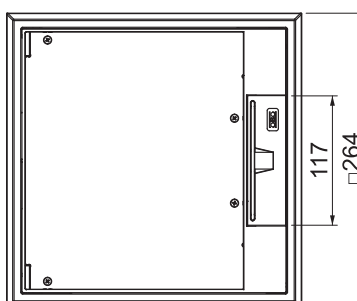
Up to 9 installation devices with 50 mm central plate can be inserted.

GES9-3B service outlet with handle clamp

PA



Type	Colour	Floor covering thickness mm	Dim. mm	Pack Piece	Weight kg/100 pc.	Item no.
GES9-3B U 9011	Graphite black	10	73	1	205.000	7405079



Service outlet with handle clamp for up to 12 individual Modul 45 devices in 3 UT4 universal supports, use in trunking systems and system floors for indoor use.

Floor covering recess in the hinged cover pre-adjusted to 5 mm, if necessary adjustable to 10 mm.

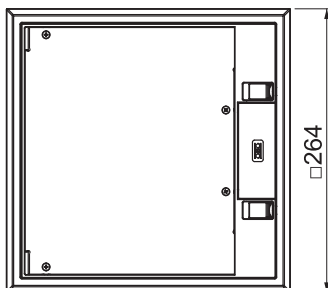
Service outlet with handle clamp, 3-compartment, for the installation of MT9 mounting support. Three type APMT5 cover plates can be installed. Floor covering recess in the hinged cover pre-adjusted to 5 mm, if necessary adjustable to 10 mm.

Up to 9 installation devices with 50 mm central plate can be inserted.

PA

GES9-2U service outlet with UT4 45

Type	Colour	Floor covering thickness mm	Pack	Weight	Item no.
			Piece	kg/100 pc.	
GES9-3 KU 7011	Iron grey	5	1	230.000	7429592



Service outlet with all necessary system accessories for direct installation in screed floors for indoor use.

The scope of delivery contains a service outlet of nominal size 9 with universal fastening bracket and three universal supports, each for 4 Modul 45® devices.


Service outlet with carpet protection frame, hinged lid and cord outlet made of polyamide in the colour RAL 7011. 10 mm floor covering recess in the hinged lid (changeable to 3, 5 or 8 mm).



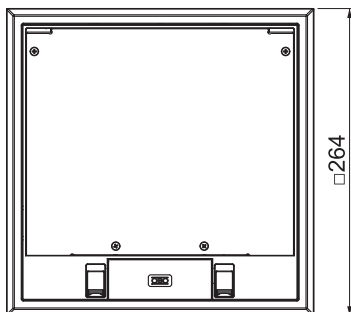
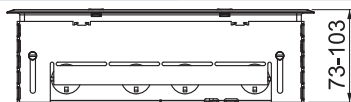
Service units for dry-cleaned floors, with locking slider

PA

Complete solution, GES9 service outlet



Type	Colour	Pack Piece	Weight kg/100 pc.	Item no.
UDHOME GES9 7011	Iron grey	1	357.500	7427420




Square installation unit for twelve Modul 45 installation devices, for use in dry-care cavity floors and screed floors for indoor use, consisting of an installation housing, GES9-2 service unit, three UT universal supports and two double 33° protective contact sockets, in white. Installation housing with pre-marked insertion openings for pipelines (M25), adjustable to top edge of screed. In the as-delivered state, the installation housing is closed with a blanking lid. After screed work, the service outlet can be inserted in the created mounting opening. 3, 5, 8 or 10 mm floor covering recess in the hinged cover of the service outlet.

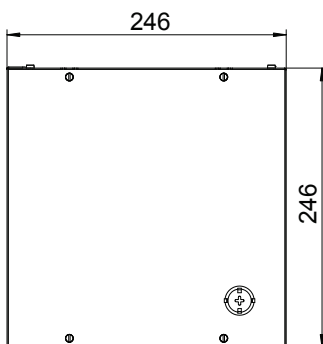
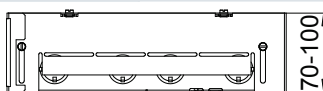
The minimum installation depth is 73 mm, the height-adjustment range +30 mm.

Underfloor box for GES9

St FS



Type	Length mm	Width mm	Pack Piece	Weight kg/100 pc.	Item no.
UDHOME BOX 9	246	246	1	171.000	7427432


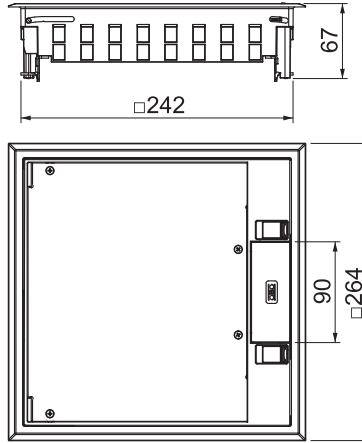


Square installation housing for one GES9-2 service outlet for the use in screed floors in interior areas. With pre-marked insertion openings for pipelines (M25) on all four sides. In the as-delivered state, the installation housing is closed with a mounting protection cover. The minimum installation depth is 70 mm, the height-adjustment range + 30 mm.

PA

GES9-3S service outlet with locking slider

Type	Colour	Floor covering thickness mm	Pack	Weight	Item no.
			Piece	kg/100 pc.	
GES9-3S U 7011	Iron grey	10	1	199.500	7405083



Service outlet with locking slider for up to 12 individual Modul 45 devices in 3 UT4 universal supports, use in trunking systems and system floors for indoor use.

Floor covering recess in the hinged cover pre-adjusted to 5 mm, if necessary adjustable to 10 mm.

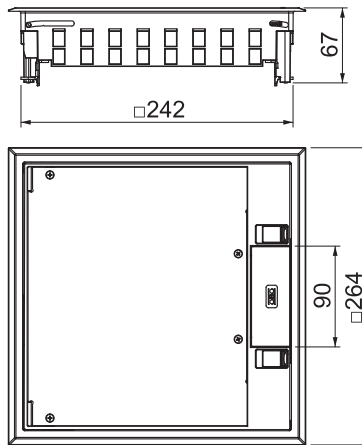
Service outlet with locking slider, 3-compartment, for the installation of MT9 mounting support. Three type APMT5 cover plates can be installed. Floor covering recess in the hinged cover pre-adjusted to 5 mm, if necessary adjustable to 10 mm.

Up to 9 installation devices can be used with a 50 mm central plate.

PA

GES9-3S service outlet with locking slider

Type	Colour	Floor covering thickness mm	Pack	Weight	Item no.
			Piece	kg/100 pc.	
GES9-3S U 9011	Graphite black	10	1	199.500	7405085



Service outlet with locking slider for up to 12 individual Modul 45 devices in 3 UT4 universal supports, use in trunking systems and system floors for indoor use.

Floor covering recess in the hinged cover pre-adjusted to 5 mm, if necessary adjustable to 10 mm.

Service outlet with locking slider, 3-compartment, for the installation of MT9 mounting support. Three type APMT5 cover plates can be installed. Floor covering recess in the hinged cover pre-adjusted to 5 mm, if necessary adjustable to 10 mm.


Up to 9 installation devices can be used with a 50 mm central plate.



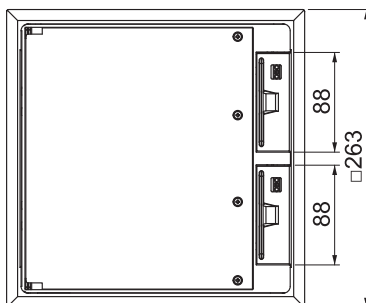
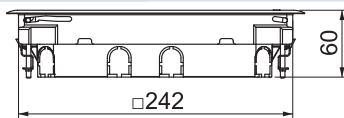
Service units for thin screed layers

Service outlet, square, for screed height 55 mm

PA



Type	Colour	Floor covering thickness mm	Dim. mm	Pack Piece	Item no.
GES9 55U V 7011	Iron grey	5	55	1	7405037



GES9 service outlet with a fixed construction height of 55 mm for use in installation trunking systems in dry rooms with dry-care floors in interior areas. With two installation housings for vertical mounting of Modul 45 devices and four strain reliefs. Two installation frames are required to mount Modul 45 devices.

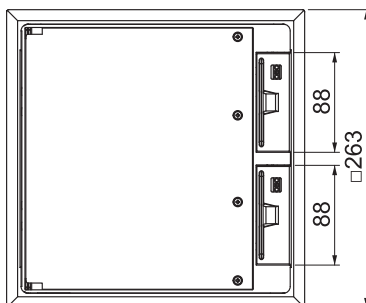
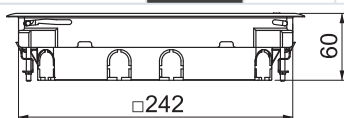
The data modules are mounted using a maximum of two optional MPMT45 mounting plates. The service outlet is equipped with universal fastening brackets.

Service outlet, square, for screed height 55 mm

PA



Type	Colour	Floor covering thickness mm	Dim. mm	Pack Piece	Item no.
GES9 55U V 9011	Graphite black	5	55	1	7405039

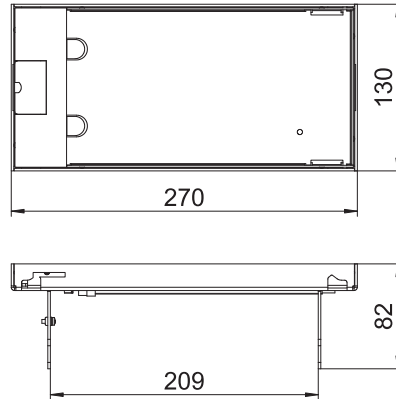


GES9 service outlet with a fixed construction height of 55 mm for use in installation trunking systems in dry rooms with dry-care floors in interior areas. With two installation housings for vertical mounting of Modul 45 devices and four strain reliefs. Two installation frames are required to mount Modul 45 devices.

The data modules are mounted using a maximum of two optional MPMT45 mounting plates. The service outlet is equipped with universal fastening brackets.

VA

Type	Floor covering thickness mm		Pack Piece	Weight kg/100 pc.	Item no.
	UKL 4	15		1	167.000



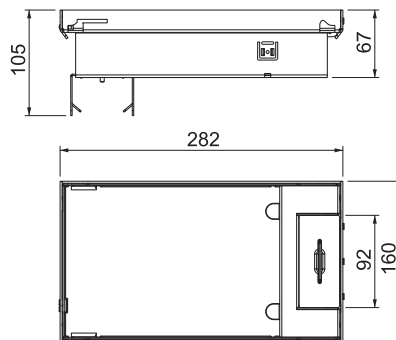
UKL4 service outlet



Height-adjustable cassette with one cord outlet. Suitable to accept a UT universal support. Stainless cassette and cord outlet. Suitable for installation in a UKSB screed box. Also suitable for installation in false ceilings when combined with a mounting lid for indoor use. 15 mm floor covering recess in the cassette.

VA

Type	Floor covering thickness mm		Pack Piece	Weight kg/100 pc.	Item no.
	UKL 8	20		1	274.000



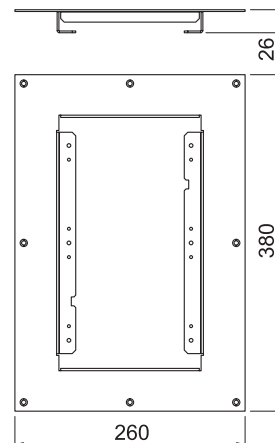
Service outlet - UKL 8




Height-adjustable cassette with cord outlet for direct installation in false ceilings for indoor use.

St FS

Type	Width mm	Length mm	Pack Piece	Weight kg/100 pc.	Item no.
DUG UKL8	380	260	1	130.000	7428540



Mounting lid for UKL8



Mounting lid for height-adjustable cassette with cord outlet for direct installation in false ceilings for indoor use.

UKL service unit

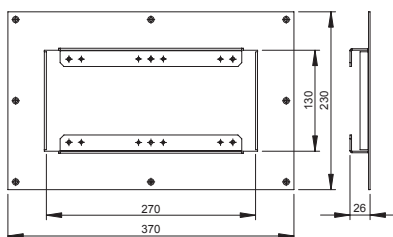
Mounting lid UKL4

St FS




Cavity floors are usually equipped with round flush-mount units. The installation openings required for this are created either using crown drills or using a screed protection cover. Beneath the screed plate, the cables are run freely to the service outlets and cassettes without cable routing systems.

Type	Width	Length	Pack Piece	Weight kg/100 pc.	Item no.
	mm	mm			
DUG UKL4	230	370	1	114.000	7428538



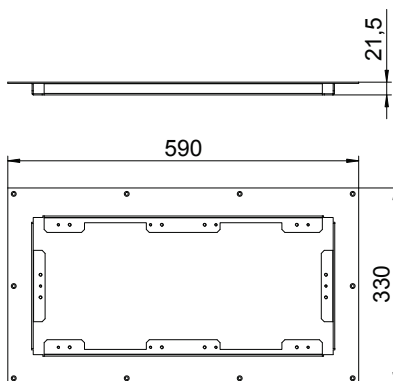
Mounting lid UK500

St F



Mounting lid for the installation of a UKL500 installation unit in cavity floors.

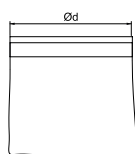
Type	Width	Length	Pack Piece	Weight kg/100 pc.	Item no.
	mm	mm			
DUG UK 500	330	590	1	200.000	7428541



Accessories

Sealing sleeve

PE




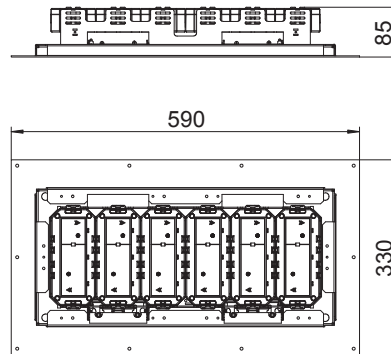
Type	Pack Piece	Weight kg/100 pc.	Item no.

For sealing service outlets in ventilated cavity floors.

VA

UKL-2 500

Type	Floor covering thickness mm	Material	Pack Piece	Weight kg/100 pc.	Item no.
UKL-2 500 KR	10	A2	1	810.000	7429674

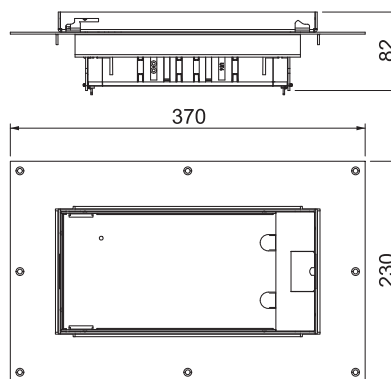


Height-adjustable cassette with all necessary system accessories for direct installation in false ceilings for indoor use. The scope of delivery contains a mounting lid and six UT3 universal supports for three Modul 45® devices each.

VA


UKL4 with UT4 45

Type	Floor covering thickness mm	Material	Pack Piece	Weight kg/100 pc.	Item no.
UKL4 KR	15	A2	1	275.000	7429670

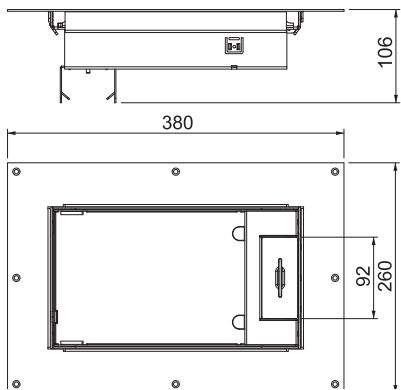


Height-adjustable cassette with all necessary system accessories for direct installation in false ceilings for indoor use. The scope of delivery contains a mounting lid and one UT4/45 universal support, each for four Modul 45® devices.


UKL8 KR with 4x mounting support



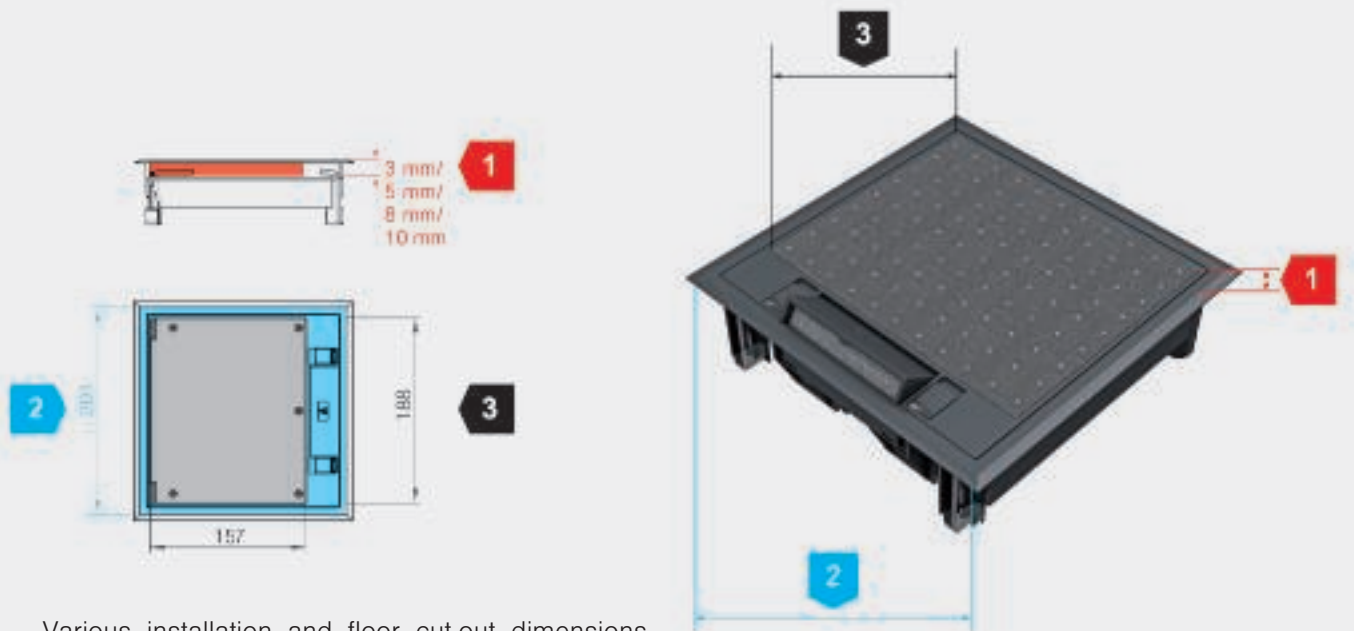
Type	Floor covering thickness		Material	Pack Piece	Weight kg/100 pc.	Item no.
	mm					
UKL8 KR	20		A2	1	404.000	7429665



Height-adjustable cassette with cord outlet for direct installation in false ceilings for indoor use. The scope of delivery contains a mounting lid and four mounting supports, each for two Modul 45 devices.



Installation and floor cut-out dimensions



Various installation and floor cut-out dimensions must be taken into account for the mounting of service outlets and the application of floor coverings in the device lids.

1

Frame height for the floor covering in the lid (red dimensions)

The frame height data relates to the maximum floor covering thickness, including adhesive. If, in the figure, several heights are specified, then the frame height can be changed during construction: By adding or removing spaces, it is possible to adjust the desired frame height to the floor covering. In the as-delivered state, the frame height is usually 5 mm.

2

Floor cut-out for the installation of service outlets (blue dimensions)

The dimensions for the floor cut-out should be considered as target dimensions for correct installation of the service outlet in the floor. They are only generally required for the floor cut-out in system floors. When mounting service outlets in the EÜK screed-covered duct system or in the OKA open trunking system, they need not be taken into account, as these systems offer prefabricated mounting lids with matching installation openings.

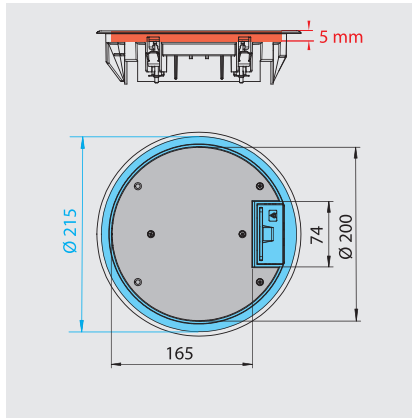
3

Internal dimension of the lid to determine the floor covering cut-out (black dimensions)

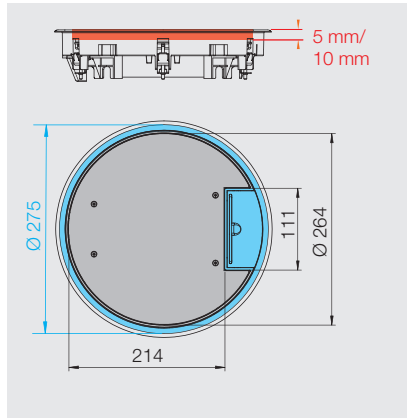
The dimension data relates to the internal dimension of the cover and is used to calculate the floor covering cut-out. Depending on the type of floor covering, appropriate reductions should be taken into account, e.g. for expansion gaps.



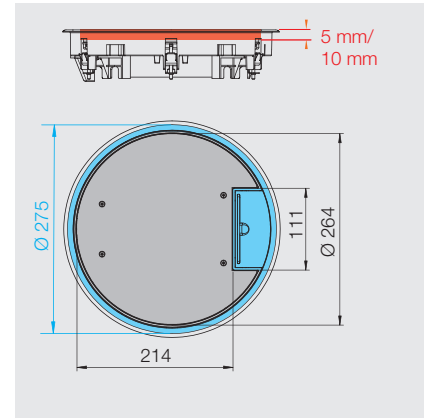
System measurements service outlets, round



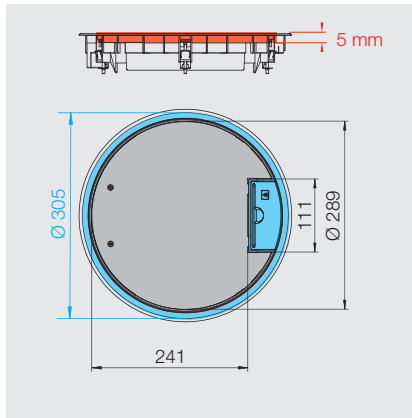
Nominal size R4, type GESR4



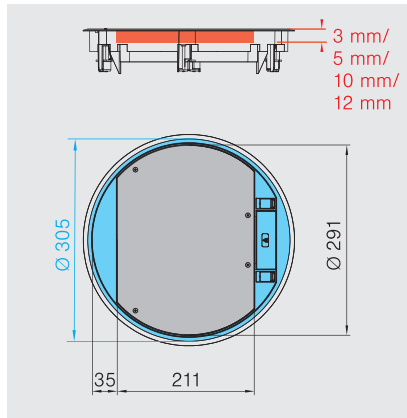
Nominal size R7, type GESR7



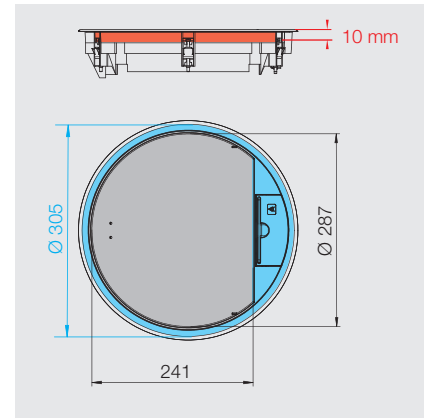
Nominal size R7, type GESRA7



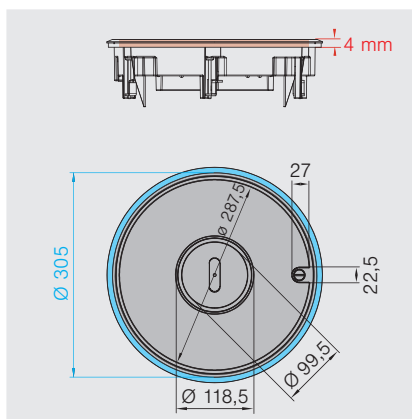
Nominal size R9, type GESR9



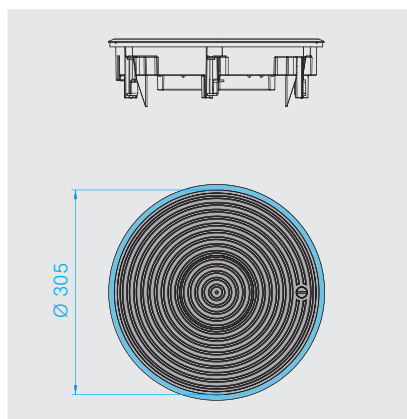
Nominal size R9, type GESR9-2



Nominal size R9, type GESRA9



Nominal size R9, type GRAF9-2
BA



Nominal size R9, type GRAF9-2



GES service outlets, round

Service outlets supply workstations and other areas in the centre of the room with power and data connections via the floor. There are versions for dry and wet-cleaned floors. Service outlets are suitable for installation in screed-flush and screed-covered underfloor systems.

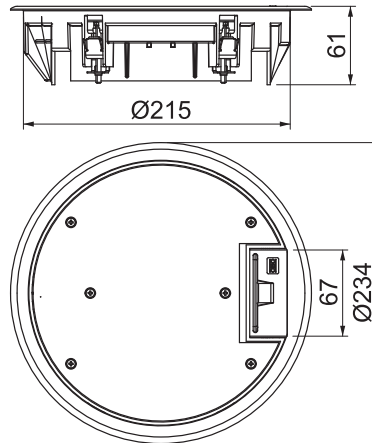
- Universal service outlet for all systems
- Suitable for dry-cleaned floors
- Adjustable for different covering thicknesses



PA

GESR4 service outlet with handle clamp

Type	Colour	Floor covering thickness mm	Dim. mm	Pack Piece	Weight kg/100 pc.	Item no.
GESR4 U 7011	Iron grey	5	73	1	140.000	7405436



Service outlet with handle clamp for up to 6 individual Modul 45 devices in 2 UT3 universal supports, use in duct systems and system floors for indoor use.

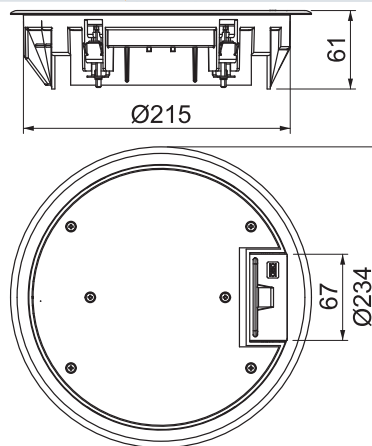
Service outlet with handle clamp, 2-compartment, for the installation of MT4 mounting support. Two type APMT2 cover plates can be installed.

Up to 4 installation devices with 50 mm central plate can be inserted.

PA

GESR4 service outlet with handle clamp

Type	Colour	Floor covering thickness mm	Dim. mm	Pack Piece	Weight kg/100 pc.	Item no.
GESR4 U 9011	Graphite black	5	73	1	140.000	7405440



Service outlet with handle clamp for up to 6 individual Modul 45 devices in 2 UT3 universal supports, use in duct systems and system floors for indoor use.

Service outlet with handle clamp, 2-compartment, for the installation of MT4 mounting support. Two type APMT2 cover plates can be installed.

Up to 4 installation devices with 50 mm central plate can be inserted.



Service units for dry-cleaned floors, with handle clamp

PA

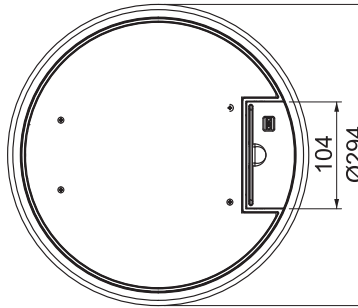
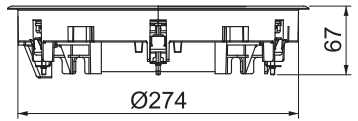
GESR7 service outlet with handle clamp



Service outlet with handle clamp for up to 10 individual Modul 45 devices in 2 UT3 and one UT4 universal support, use in duct systems and system floors for indoor use.

Up to 7 installation devices with 50 mm central plate can be inserted.

Type	Colour	Floor covering thickness mm	Dim. mm	Pack Piece	Weight kg/100 pc.	Item no.
GESR7 10U 7011	Iron grey	10	78	1	238.200	7405452



GESR7 service outlet with handle clamp

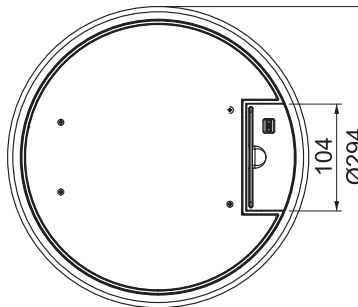
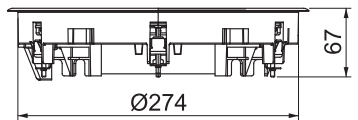
PA



Service outlet with handle clamp for up to 10 individual Modul 45 devices in 2 UT3 and one UT4 universal support, use in duct systems and system floors for indoor use.

Up to 7 installation devices with 50 mm central plate can be inserted.

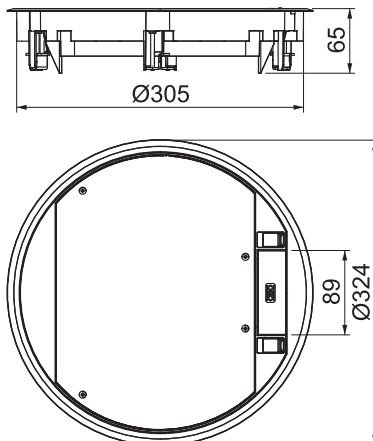
Type	Colour	Floor covering thickness mm	Dim. mm	Pack Piece	Weight kg/100 pc.	Item no.
GESR7 10U 9011	Graphite black	10	78	1	250.500	7405456



PA

GESR9 service outlet with locking slider

Type	Colour	Floor covering		Pack Piece	Weight kg/100 pc.	Item no.
		thickness mm	Dim. mm			
GESR9-2U12T 7011	Iron grey	12	73	1	244.000	7405465



Service outlet with locking slider for up to 12 individual Modul 45 devices in 3 UT4 universal supports, use in duct and trunking systems and system floors.

5 mm floor covering recess in the hinged cover, if necessary, adjustable to 3, 10 or 12 mm.

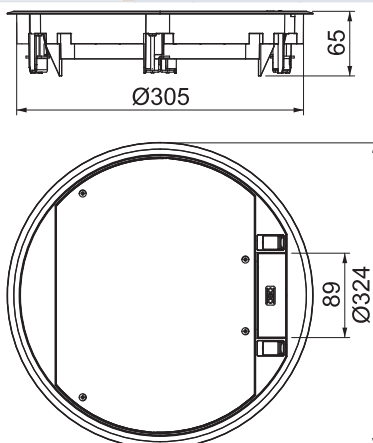
Service outlet with locking slider, 3-compartment, for the installation of MT9 mounting support. Three type APMT5 cover plates can be installed. Floor covering recess in the hinged cover pre-adjusted to 5 mm, if necessary adjustable to 3, 10 or 12 mm.

Up to 9 installation devices with 50 mm central plate can be inserted.

PA

GESR9 service outlet with locking slider

Type	Colour	Floor covering		Pack Piece	Weight kg/100 pc.	Item no.
		thickness mm	Dim. mm			
GESR9-2U12T 9011	Graphite black	12	73	1	244.000	7405466



Service outlet with locking slider for up to 12 individual Modul 45 devices in 3 UT4 universal supports, use in duct and trunking systems and system floors.

5 mm floor covering recess in the hinged cover, if necessary, adjustable to 3, 10 or 12 mm.

Service outlet with locking slider, 3-compartment, for the installation of MT9 mounting support. Three type APMT5 cover plates can be installed. Floor covering recess in the hinged cover pre-adjusted to 5 mm, if necessary adjustable to 3, 10 or 12 mm.

Up to 9 installation devices with 50 mm central plate can be inserted.

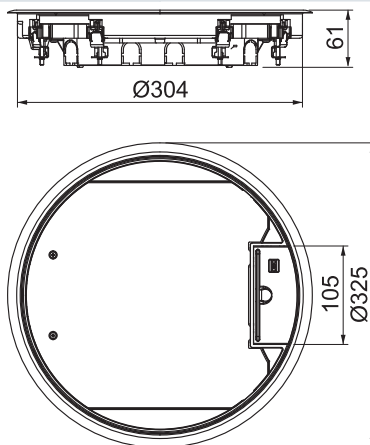


Service outlet, round, for screed height 55 mm



GESR9 service outlet with a fixed construction height of 55 mm for indoor use. With two fitted plug housings for vertical mounting of Modul 45 devices and four strain reliefs. Two installation frames are required to mount Modul 45 devices. The data modules are mounted using an optional mounting plate MPMT45. The service outlet is equipped with universal fastening brackets.

Type	Colour	Floor covering thickness mm	Pack Piece	Item no.
GESR9 55U V 7011	Iron grey	5	1	7405047

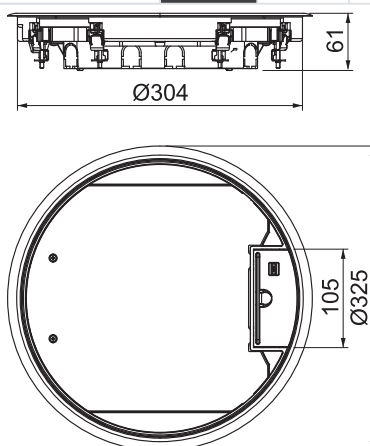


Service outlet, round, for screed height 55 mm



GESR9 service outlet with a fixed construction height of 55 mm for indoor use. With two fitted plug housings for vertical mounting of Modul 45 devices and four strain reliefs. Two installation frames are required to mount Modul 45 devices. The data modules are mounted using an optional mounting plate MPMT45. The service outlet is equipped with universal fastening brackets.

Type	Colour	Floor covering thickness mm	Pack Piece	Item no.
GESR9 55U V 9011	Graphite black	5	1	7405049







Service units for dry-cleaned floors, with handle clamp, rectangular

VA

GES4M-2 service outlet with handle clamp



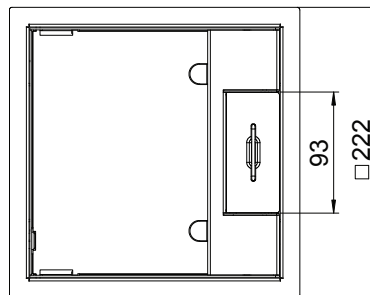
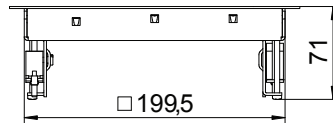
Service outlet with handle clamp for up to 6 individual Modul 45 devices in 2 UT3 universal supports, use in duct systems and system floors for indoor use.

Locking ladder made of galvanised sheet steel.

Service outlet with handle clamp, 2-compartment, for the installation of MT4 mounting support. Two type APMT2 cover plates can be installed.


Up to 4 installation devices with 50 mm central plate can be inserted.

Type	Material	Floor covering thickness mm	Pack Piece	Weight kg/100 pc.	Item no.
GES4M-2 10U	A2	10	1	260.000	7405191



GES6M-2 service outlet with handle clamp

VA



Service outlet with handle clamp for up to 9 individual Modul 45 devices in 3 UT3 universal supports, use in trunking systems and system floors for indoor use.

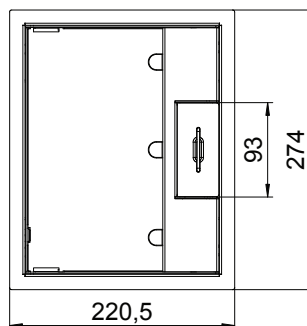
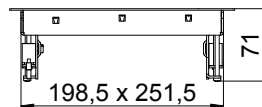
Locking ladder made of galvanised sheet steel.

Service outlet with handle clamp, 3-compartment, for the installation of MT6 mounting support.

Three type APMT2 cover plates can be installed.

Up to 6 installation devices with 50 mm central plate can be inserted.


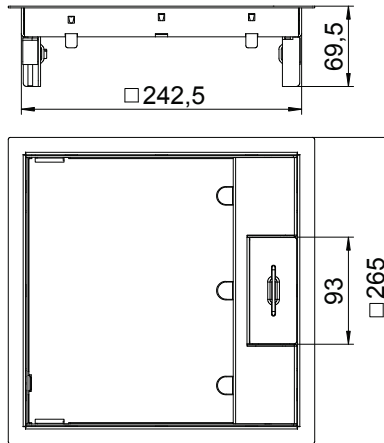
Type	Material	Floor covering thickness mm	Pack Piece	Weight kg/100 pc.	Item no.
GES6M-2 10U	A2	10	1	320.000	7405299



VA

GES9M-2 service outlet with handle clamp

Type	Material	Floor covering thickness mm	Pack Piece	Weight kg/100 pc.	Item no.
GES9M-2 10U	A2	10	1	360.000	7405371



Service outlet with handle clamp for up to 12 individual Modul 45 devices in 3 UT4 universal supports, use in trunking systems and system floors for indoor use.

Locking ladder made of galvanised sheet steel.

Service outlet with handle clamp, 3-compartment, for the installation of MT9 mounting support. 3 type APMT5 cover plates can be installed.


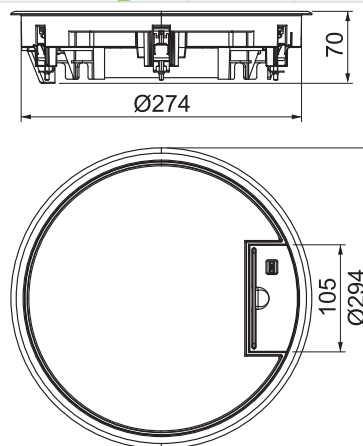
Up to 9 installation devices with 50 mm central plate can be inserted.

Service units for dry-cleaned floors, with handle clamp

AIG

GESRA7/10 service outlet with handle clamp

Type	Material	Floor covering thickness mm	Pack Piece	Weight kg/100 pc.	Item no.
GESRA7 10U	AIG	10	1	206.500	7405544



Service outlet with handle clamp for up to 10 individual Modul 45 devices in 2 UT3 and one UT4 universal support, use in duct systems and system floors for indoor use.

Cord outlet made from polyamide RAL 9011.

10 mm floor covering recess in hinged cover can be reduced to 5 mm using enclosed pressboard filler.

Up to 7 installation devices with 50 mm central plate can be inserted.



Service units for wet-cleaned floors

AIG

GRAF9 universal service outlet, wet-care with structured lid

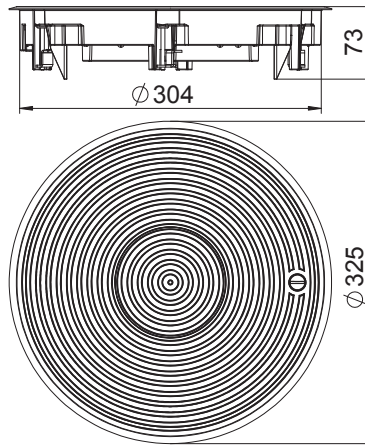


Service outlet with tube body for wet-cleaned floors for up to 12 individual Modul 45 devices in 3 UT4 universal supports, use in duct and trunking systems and system floors indoors.

Service outlet with tube body for wet cleaned floors, 3-compartment, for the installation of MT9 mounting support. Three type APMT5 cover plates can be installed.


Up to 9 installation devices can be used with a 50 mm central plate.

Type	Colour	Pack Piece	Weight kg/100 pc.	Item no.
GRAF9-2 U 7011	Iron grey	1	246.000	7405746
GRAF9-2 U 9011	Graphite black	1	246.000	7405750
GRAF9-2 U 1019	Grey-beige	1	246.000	7405754



Service outlet GRAF9-2 BA3

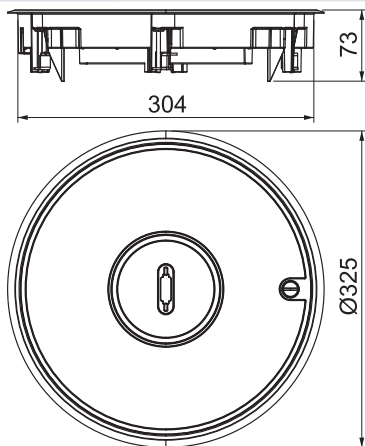
AIG



Service outlet with tube body for wet-cleaned floors for up to 12 individual Modul 45 devices in 3 UT4 universal supports, use in duct or trunking systems and system floors for indoor use. Aluminium surface, polished, with a floor covering recess of 3 mm. For an installation depth of 65 mm.

Up to 9 installation devices can be used with a 50 mm central plate.

Type	Floor covering thickness mm	Pack Piece	Weight kg/100 pc.	Item no.
GRAF9-2 BA3	3	1	258.000	7405743



Fastening bracket

Fastening bracket for raised floor mounting

Alu



Type	Pack PU	Weight kg/100 PUs	Item no.
GES4 BG DB	1	8.000	7407552

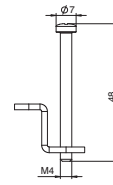
Four fastening brackets for rectangular GES service outlets in raised floors of underfloor boxes of type UDS. Clamping range up to 65 mm.

St

Universal fastening bracket type 2 for 4 fastening points

Type	Pack PU	Weight kg/100 PUs	Item no.

Four universal fastenings with folding clamping bracket for service outlets and junction box inserts of the generation -2 with four or eight system fastenings. Spare part.

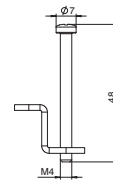


St

Universal fastening bracket type 2 for 6 fastening points

Type	Pack PU	Weight kg/100 PUs	Item no.

Six universal fastenings with folding clamping bracket for service outlets and junction box inserts of the generation -2 with six system fastenings. Spare part.



Height-adjustable cassettes

The compact, flush-floor cassettes provide power, data and multimedia connections in the smallest areas. The height-adjustable cassettes can be adjusted exactly to the top edge of the floor covering. The cassettes can be installed inside under-floor duct systems in a screed box or in system floors. They are fastened to the raw concrete using height-adjustment units.

- Can be used in UZD underfloor sockets and system floors
- Tube body variant suitable for wet cleaning
- High stability through height-adjustment units



- Suitable for high-quality floor coverings
- Cassettes with 20 and 25 mm floor covering recess
- Available in stainless steel and brass

Square height-adjustable cassettes

Installation principle

1	Height-adjustable square cassette with cord outlet	RKN
2	Height-adjustment bracket	NW 250
3	Height-adjustable and decouplable square cassette	RKSN
4	Cassette for tube body	RKFN
5	Tube body	TUK2 GV
6	Cassette for inspection opening	RKN2 UZD3
7	Threaded sleeve	WZ 1022




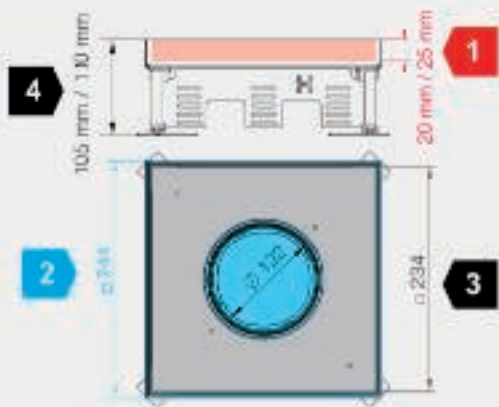
Wet-cleaned service outlets

Installation principle

1	Underfloor junction and branch box	UZD
2	Heavy-duty lid support	DSSL2
3	Mounting lid	DUG
4	Heavy-duty mounting lid	DUG SL
5	GRAF9-2 service outlet	GRAF9-2 BA3
6	Universal support	UT3
7	Cover plate	UT3 P0
8	Mounting support	UT34 T



Installation and floor cut-out dimensions



Various installation and floor cut-out dimensions must be taken into account for the mounting of height-adjustable cassettes and the application of floor coverings in the cassette lids.

1

Frame height for the floor covering in the lid (red dimensions)

The frame height data relates to the maximum floor covering thickness, including adhesive. The cassettes are available in various frame heights.

2

Floor cut-out for the installation of cassettes (blue dimensions)

The dimensions for the floor cut-out should be considered as target dimensions for correct installation of the cassette in the floor. They are only generally required for the floor cut-out in system floors. The EÜK screed-covered duct system and the OKA open trunking system offer prefabricated mounting lids with matching installation openings.

3

Internal dimension of the lid to determine the floor covering cut-out (black dimensions)

The dimension data relates to the internal dimension of the cassette lid and is used to calculate the floor covering cut out. Depending on the type of floor covering, appropriate reductions should be taken into account, e.g. for expansion gaps.

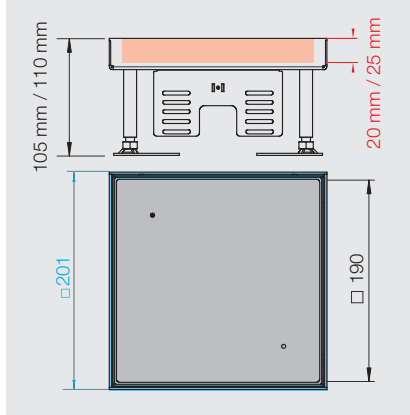
4

Minimum floor structure height (raw concrete ceiling to finished floor)

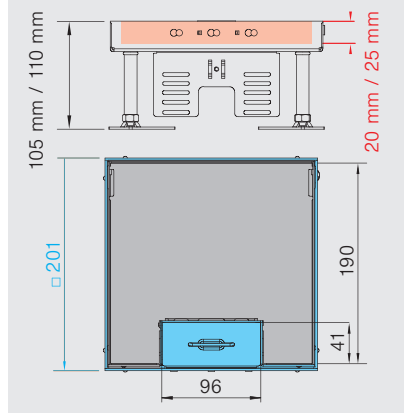
The dimension describes the minimum floor structure height from the raw concrete ceiling to the top edge of the finished floor. It guarantees correct installation and use of installation devices, such as sockets, data and multimedia connections.



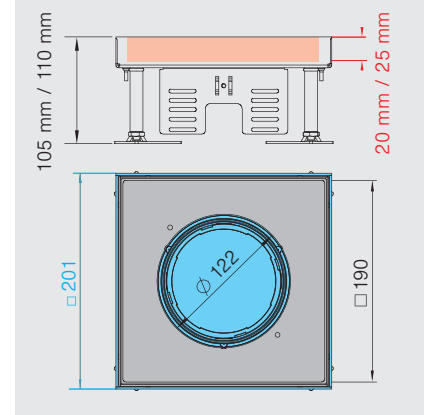
System dimensions, height-adjustable square cassettes



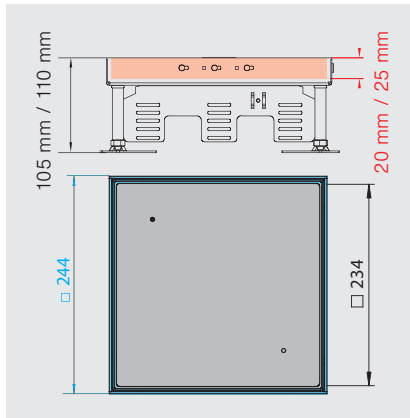
Nominal size 4, type RKN2



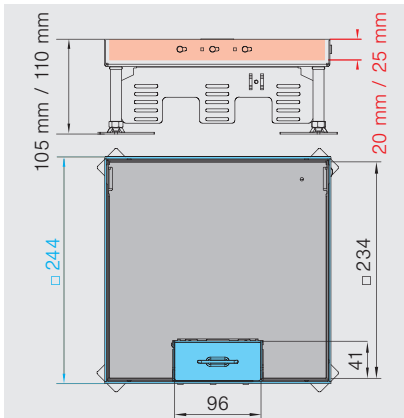
Nominal size 4, type RKSN2



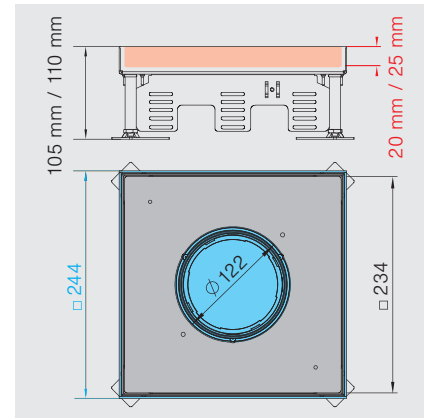
Nominal size 4, type RKFN 2



Nominal size 9, type RKN2

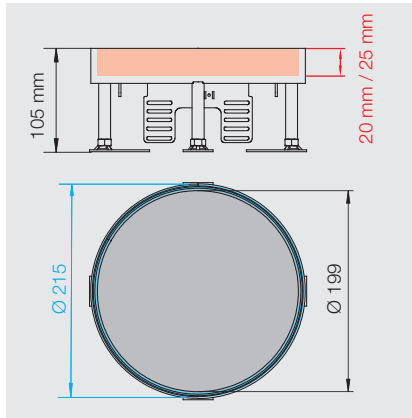


Nominal size 9, type RKSN2

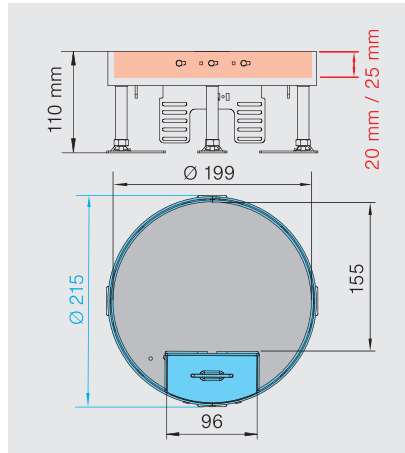


Nominal size 9, type RKFN 2

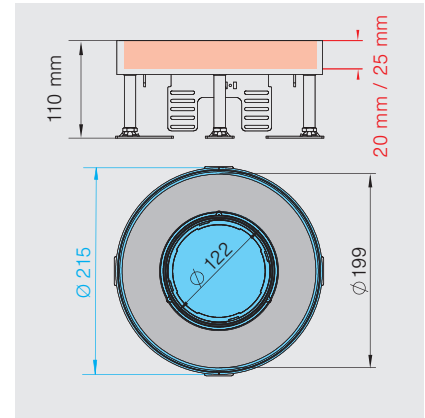
System dimensions, height-adjustable round cassettes



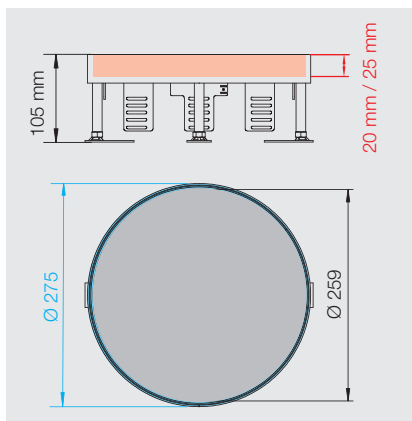
Nominal size R4, type RKR2 and RKR2



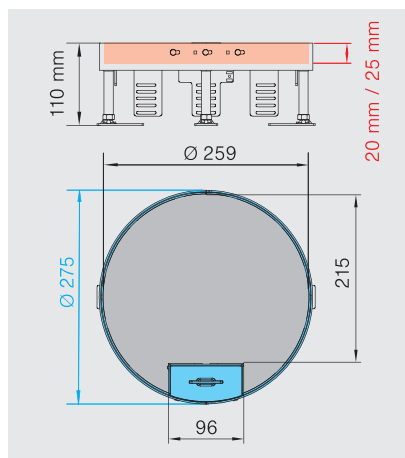
Nominal size R4, type RKS2 and RKS2



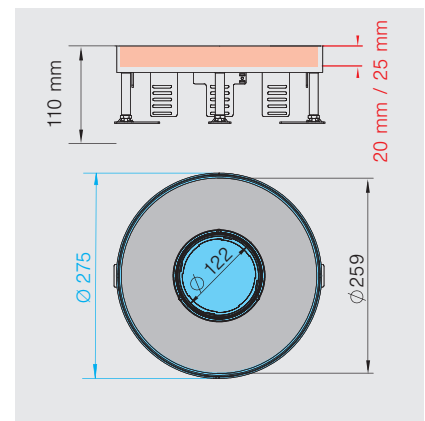
Nominal size R4, type RKFR2 and RKFR2



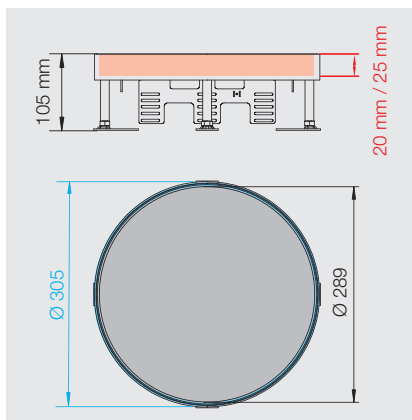
Nominal size R7, type RKR2 and RKR2



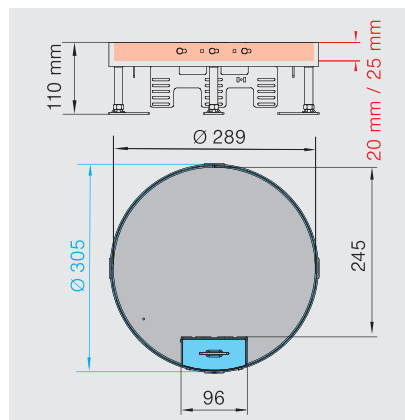
Nominal size R7, type RKS2 and RKS2



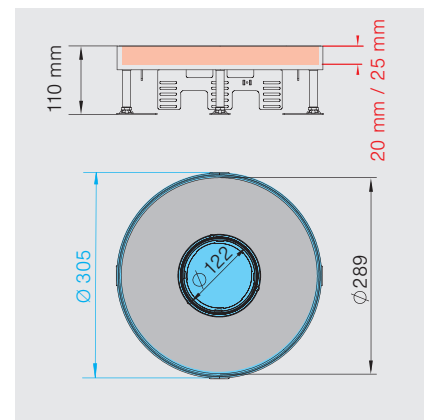
Nominal size R7, type RKFR2 and RKFR2



Nominal size R9, type RKR2 and RKR2



Nominal size R9, type RKS2 and RKS2



Nominal size R9, type RKFR2 and RKFR2

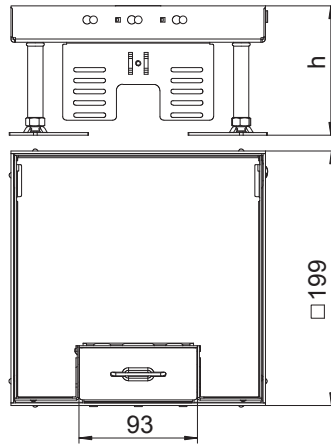
Height-adjustable cassette with cord outlet, RКСN, stainless steel



Height-adjustable cassette of nominal size 4 with cord outlet for installation of accessories in dry-cleaned floors for indoor use.

Height-adjustable cassette for cord outlet, 2-compartment. 2 APMT2 cover plates can be installed. For the installation of 2 UT3 universal supports for 4 individual installation devices with support ring/support clamp or 6 Modul 45 devices.

Type	Nominal size	Dim. mm	Floor covering thickness mm	Floor height mm	Pack Piece	Weight kg/100 pc.	Item no.
RКСN2 4 VS 20	4	105	20	105-150	1	305.000	7409208
RКСN2 4 VS 25	4	110	25	110-155	1	318.000	7409210



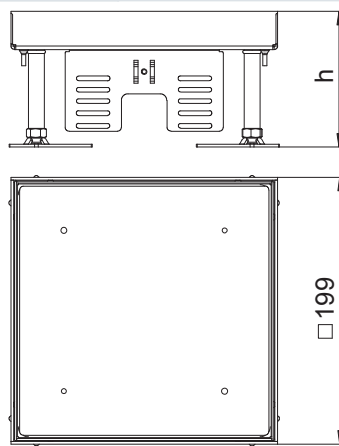
Height-adjustable cassette for inspection opening, RKN, stainless steel



Height-adjustable "blank" cassette for the creation of an inspection opening of nominal size 4 in dry or wet-care floors for indoor use. Only suitable for smooth floor coverings.

Height-adjustable cassette as a blind cassette, two-compartment. 2 APMT2 cover plates can be installed. For the installation of 2 UT3 universal supports for 4 individual installation devices with support ring/support clamp or 6 Modul 45 devices.

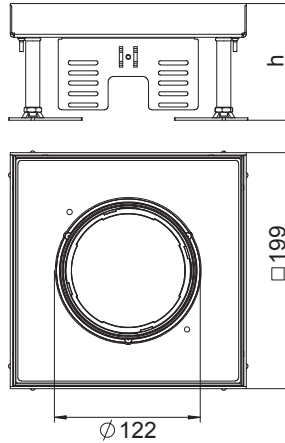
Type	Nominal size	Dim. mm	Floor covering thickness mm	Floor height mm	Pack Piece	Weight kg/100 pc.	Item no.
RKN2 4 VS 20	4	100	20	100-150	1	341.000	7409014
RKN2 4 VS 25	4	105	25	105-155	1	384.000	7409016



VA

Height-adjustable cassette for tube body, RKFN, stainless steel

Type	Nominal size	Dim. mm	Floor covering thickness mm	Floor height mm	Pack Piece	Weight kg/100 pc.	Item no.
RKFN2 4 VS 20	4	105	20	105-150	1	295.200	7409362
RKFN2 4 VS 25	4	110	25	110-155	1	441.000	7409364



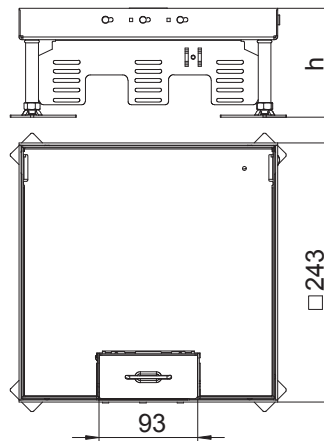
Height-adjustable cassette of nominal size 4 for tube body for installation of accessories in dry or wet-cleaned floors for indoor use .

Height-adjustable cassette for tube body, 2-compartment. 2 APMT2 cover plates can be installed. For the installation of 2 UT3 universal supports for 4 individual installation devices with support ring/support clamp or 6 Modul 45 devices.

VA

Height-adjustable cassette with cord outlet, RKS2, stainless steel

Type	Nominal size	Dim. mm	Floor covering thickness mm	Floor height mm	Pack Piece	Weight kg/100 pc.	Item no.
RKS2 9 VS 20	9	105	20	105-150	1	430.000	7409218
RKS2 9 VS 25	9	110	25	110-155	1	444.000	7409220




Height-adjustable cassette of nominal size 9 with cord outlet for installation of accessories in dry-care floors for indoor use .

Height-adjustable cassette for cord outlet, 3-compartment. 3 APMT5 cover plates can be installed. For the installation of 3 UT4 universal supports for 9 individual installation devices with support ring/support clamp or 6 Modul 45 devices.



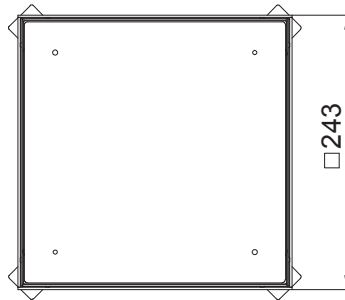
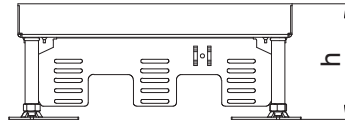
Height-adjustable cassette for inspection opening, RKN, stainless steel




Height-adjustable "blank" cassette for the creation of an inspection opening of nominal size 9 in dry or wet-cleaned floors for indoor use. Only suitable for smooth floor coverings.

Height-adjustable cassette as a blind cassette, two-compartment. 3 APMT5 cover plates can be installed. For the installation of 3 UT4 universal supports for 9 individual installation devices with support ring/support clamp or 12 Modul 45 devices.

Type	Nominal size	Dim. mm	Floor covering thickness mm	Floor height mm	Pack Piece	Weight kg/100 pc.	Item no.
RKN2 9 VS 20	9	100	20	100-150	1	440.000	7409044
RKN2 9 VS 25	9	105	25	105-155	1	451.000	7409046



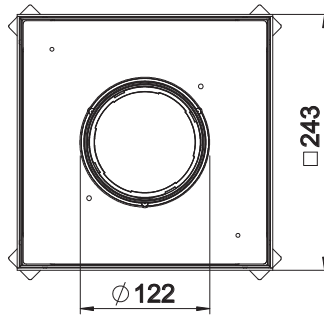
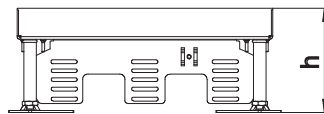
Height-adjustable cassette for tube body, RKFN, stainless steel



Height-adjustable cassette of nominal size 9 for tube body for installation of accessories in dry or wet-cleaned floors for indoor use .

Height-adjustable cassette for tube body, 3-compartment. 3 APMT5 cover plates can be installed. For the installation of 3 UT4 universal supports for 9 individual installation devices with support ring/support clamp or 12 Modul 45 devices.


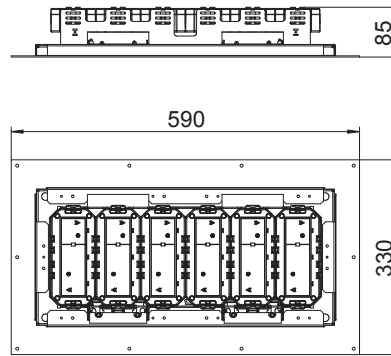
Type	Nominal size	Dim. mm	Floor covering thickness mm	Floor height mm	Pack Piece	Weight kg/100 pc.	Item no.
RKFN2 9 VS 20	9	105	20	105-150	1	407.100	7409368
RKFN2 9 VS 25	9	110	25	110-155	1	501.000	7409370



VA

UKL-2 500

Type	Floor covering thickness mm	Material	Pack Piece	Weight kg/100 pc.	Item no.
UKL-2 500 KR	10	A2	1	810.000	7429674


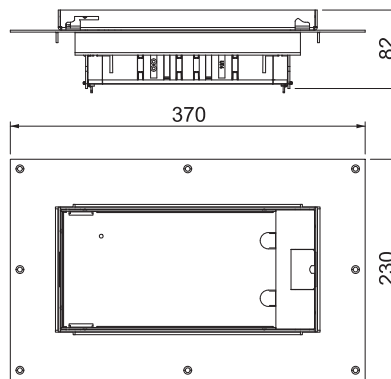


Height-adjustable cassette with all necessary system accessories for direct installation in false ceilings for indoor use. The scope of delivery contains a mounting lid and six UT3 universal supports for three Modul 45® devices each.

VA

UKL4 with UT4 45


Type	Floor covering thickness mm	Material	Pack Piece	Weight kg/100 pc.	Item no.
UKL4 KR	15	A2	1	275.000	7429670



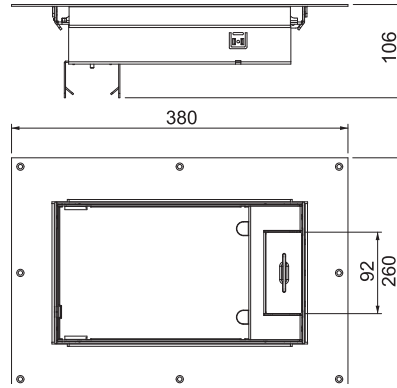
Height-adjustable cassette with all necessary system accessories for direct installation in false ceilings for indoor use. The scope of delivery contains a mounting lid and one UT4/45 universal support, each for four Modul 45® devices.



UKL8 KR with 4x mounting support



Type	Floor covering thickness		Material	Pack Piece	Weight kg/100 pc.	Item no.
	mm					
UKL8 KR	20	A2		1	404.000	7429665




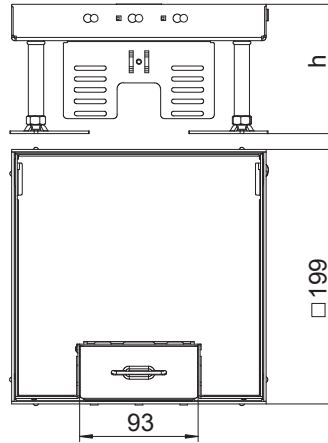
Height-adjustable cassette with cord outlet for direct installation in false ceilings for indoor use. The scope of delivery contains a mounting lid and four mounting supports, each for two Modul 45 devices.



CuZn
37

Height-adjustable cassette with cord outlet, RКСN, brass

Type	Nominal size	Dim. mm	Floor covering thickness mm	Floor height mm	Pack Piece	Weight kg/100 pc.	Item no.
RКСN2 4 MS 25	4	110	25	110-155	1	328.000	7409204



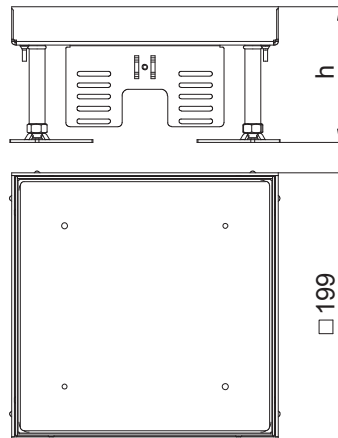
Height-adjustable cassette of nominal size 4 with cord outlet for installation of accessories in dry-care floors for indoor use.

Height-adjustable cassette for cord outlet, 2-compartment. 2 APMT2 cover plates can be installed. For the installation of 2 UT3 universal supports for 4 individual installation devices with support ring/support clamp or 6 Modul 45 devices.

CuZn
37

Height-adjustable cassette for inspection opening, RKN, brass

Type	Nominal size	Dim. mm	Floor covering thickness mm	Floor height mm	Pack Piece	Weight kg/100 pc.	Item no.
RKN2 4 MS 25	4	105	25	105-155	1	456.000	7409004




Height-adjustable "blank" cassette for the creation of an inspection opening of nominal size 4 in dry or wet-care floors for indoor use. Only suitable for smooth floor coverings.

Height-adjustable cassette as a blind cassette, two-compartment. 2 APMT2 cover plates can be installed. For the installation of 2 UT3 universal supports for 4 individual installation devices with support ring/support clamp or 6 Modul 45 devices.



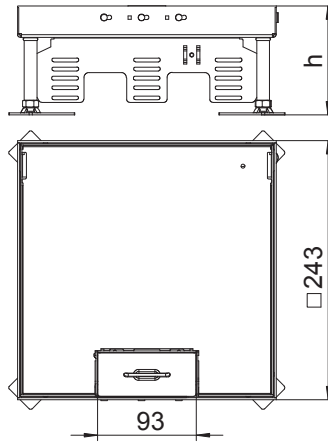
Height-adjustable cassette with cord outlet, RКСN, brass




Height-adjustable cassette of nominal size 9 with cord outlet, for the installation of accessories in dry-cleaned floors indoors.

Height-adjustable cassette for cord outlet, 3-compartment. 3 APMT5 cover plates can be installed. For the installation of 3 UT4 universal supports for 9 individual installation devices with support ring/support clamp or 6 Modul 45 devices.

Type	Nominal size	Dim. mm	Floor covering thickness mm	Floor height mm	Pack Piece	Weight kg/100 pc.	Item no.
RКСN2 9 MS 25	9	110	25	110-155	1	619.000	7409214



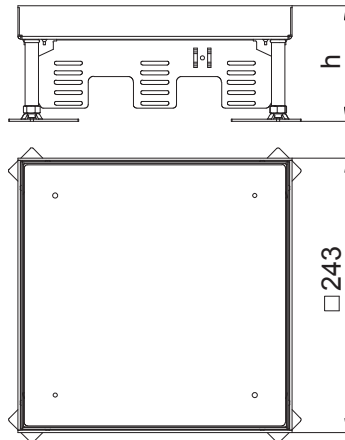
Height-adjustable cassette for inspection opening, RKN, brass



Height-adjustable "blank" cassette for the creation of an inspection opening of nominal size 9 in dry or wet-cleaned floors for indoor use. Only suitable for smooth floor coverings.

Height-adjustable cassette as a blind cassette, two-compartment. 3 APMT5 cover plates can be installed. For the installation of 3 UT4 universal supports for 9 individual installation devices with support ring/support clamp or 12 Modul 45 devices.

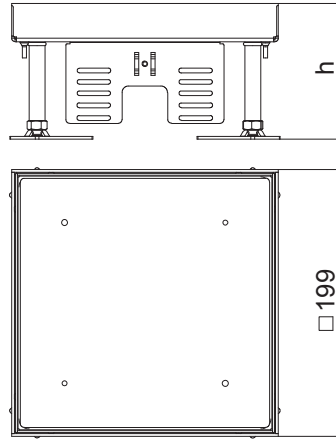
Type	Nominal size	Dim. mm	Floor covering thickness mm	Floor height mm	Pack Piece	Weight kg/100 pc.	Item no.
RKN2 9 MS 25	9	105	25	105-155	1	596.000	7409024



CuZn
37

Height-adjustable cassette for inspection opening, RKN, brass

Type	Nominal size	Dim. mm	Floor covering thickness mm	Floor height mm	Pack Piece	Weight kg/100 pc.	Item no.
RKN2 4 MS 20	4	100	20	100-150	1	321.600	7409002




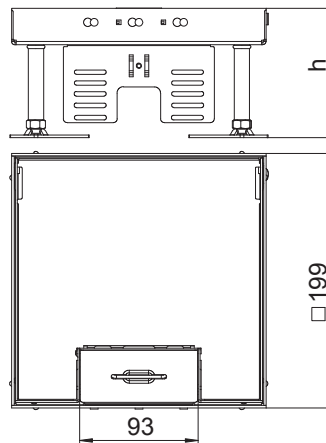
Height-adjustable "blank" cassette for the creation of an inspection opening of nominal size 4 in dry or wet-care floors for indoor use. Only suitable for smooth floor coverings.

Height-adjustable cassette as a blind cassette, two-compartment. 2 APMT2 cover plates can be installed. For the installation of 2 UT3 universal supports for 4 individual installation devices with support ring/support clamp or 6 Modul 45 devices.

CuZn
37

Height-adjustable cassette with cord outlet, RKSN, brass

Type	Nominal size	Dim. mm	Floor covering thickness mm	Floor height mm	Pack Piece	Weight kg/100 pc.	Item no.
RKSN2 4 MS 20	4	105	20	105-150	1	322.400	7409202




Height-adjustable cassette of nominal size 4 with cord outlet for installation of accessories in dry-care floors for indoor use.

Height-adjustable cassette for cord outlet, 2-compartment. 2 APMT2 cover plates can be installed. For the installation of 2 UT3 universal supports for 4 individual installation devices with support ring/support clamp or 6 Modul 45 devices.



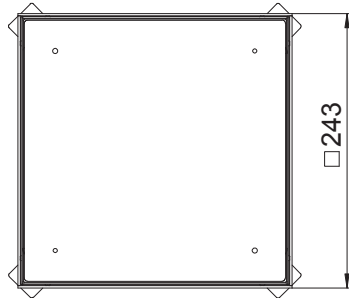
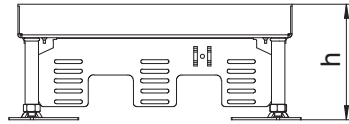
Height-adjustable cassette for inspection opening, RKN, brass




Height-adjustable "blank" cassette for the creation of an inspection opening of nominal size 9 in dry or wet-cleaned floors for indoor use. Only suitable for smooth floor coverings.

Height-adjustable cassette as a blind cassette, two-compartment. 3 APMT5 cover plates can be installed. For the installation of 3 UT4 universal supports for 9 individual installation devices with support ring/support clamp or 12 Modul 45 devices.

Type	Nominal size	Dim. mm	Floor covering thickness mm	Floor height mm	Pack Piece	Weight kg/100 pc.	Item no.
RKN2 9 MS 20	9	100	20	100-150	1	589.000	7409022



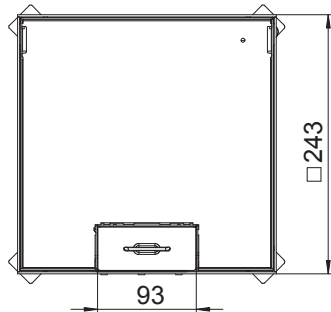
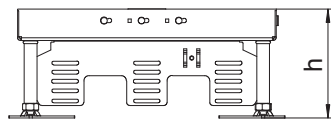
Height-adjustable cassette with cord outlet, RKSN, brass



Height-adjustable cassette of nominal size 9 with cord outlet, for the installation of accessories in dry-cleaned floors indoors.

Height-adjustable cassette for cord outlet, 3-compartment. 3 APMT5 cover plates can be installed. For the installation of 3 UT4 universal supports for 9 individual installation devices with support ring/support clamp or 6 Modul 45 devices.

Type	Nominal size	Dim. mm	Floor covering thickness mm	Floor height mm	Pack Piece	Weight kg/100 pc.	Item no.
RKSN2 9 MS 20	9	105	20	105-150	1	432.000	7409212



Height-adjustable round cassettes

Installation principle

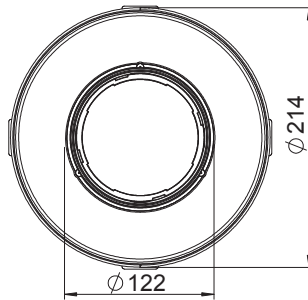
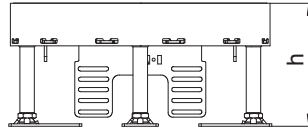
1	Height-adjustable round cassette with cord outlet	RKS2
2	Height-adjustment bracket	RK NEV
3	Height-adjustable and decouplable round cassette	RKRN2UZD
4	Cassette for tube body	RKFR2
5	Tube body	TUK2
6	Cassette for inspection opening	RKR2
7	Threaded sleeve	WZ 1022



Height-adjustable cassette for tube body, RKFR, stainless steel



Type	Nominal size	Dim. mm	Floor covering thickness mm	Floor height mm	Pack Piece	Weight kg/100 pc.	Item no.
RKFR2 4 V20	R4	110	20	110-155	1	220.000	7409422
RKFR2 4 V25	R4	110	25	110-155	1	220.000	7409424



Height-adjustable cassette of nominal size R4 for tube body for installation of accessories in dry or wet-cleaned floors for indoor use.

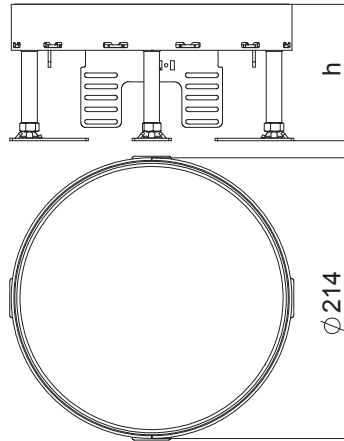
Height-adjustable cassette for tube body, 2-compartment. 2 APMT2 cover plates can be installed. For the installation of 2 UT3 universal supports for 4 individual installation devices with support ring/support clamp or 6 Modul 45 devices.



VA

Height-adjustable cassette for R4, RKR, stainless steel

Type	Nominal size	Dim. mm	Floor covering thickness mm	Floor height mm	Pack Piece	Weight kg/100 pc.	Item no.
RKR2 4V 20	R4	105	20	105-155	1	354.000	7409088
RKR2 4V 25	R4	105	25	105-155	1	376.000	7409090



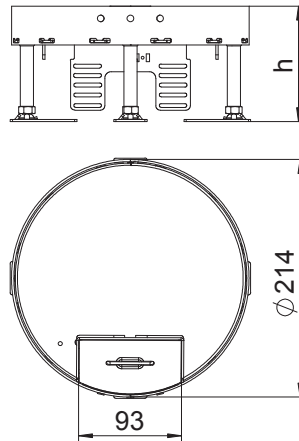
Height-adjustable "blank" cassette for the creation of an inspection opening of nominal size R4 in dry or wet-care floors for indoor use. Only suitable for smooth floor coverings.

Height-adjustable cassette as a blind cassette, two-compartment. 2 APMT2 cover plates can be installed. For the installation of 2 UT3 universal supports for 4 individual installation devices with support ring/support clamp or 6 Modul 45 devices.

VA

Height-adjustable cassette with cord outlet, RKSR, stainless steel

Type	Nominal size	Dim. mm	Floor covering thickness mm	Floor height mm	Pack Piece	Weight kg/100 pc.	Item no.
RKS2 R4 V20	R4	110	20	110-155	1	233.000	7409258
RKS2 R4 V25	R4	110	25	110-155	1	233.000	7409260



Height-adjustable cassette of nominal size R4 with cord outlet for installation of accessories in dry-care floors for indoor use.

Height-adjustable cassette for cord outlet, 2-compartment. 2 APMT2 cover plates can be installed. For the installation of 2 UT3 universal supports for 4 individual installation devices with support ring/support clamp or 6 Modul 45 devices.



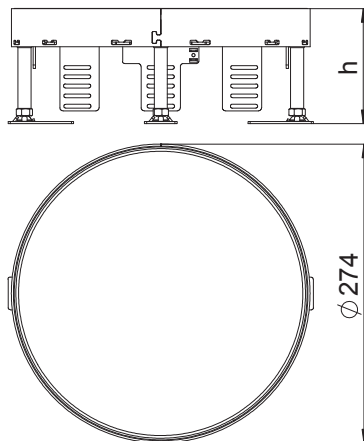
Height-adjustable cassette for inspection opening, RKR, stainless steel



Height-adjustable "blank" cassette for the creation of an inspection opening of nominal size R7 in dry or wet-cleaned floors for indoor use. Only suitable for smooth floor coverings.

Height-adjustable cassette as a blind cassette, 3-compartment. Two APMT2 cover plates and one APMT5 cover plate can be installed. For the installation of 2 UT3 universal supports and one UT4 universal support for 7 individual installation devices with support ring/support clamp or 10 Modul 45 devices.

Type	Nominal size	Dim. mm	Floor covering thickness mm	Floor height mm	Pack Piece	Weight kg/100 pc.	Item no.
RKR2 7V 25	R7	105	25	105-155	1	572.000	7409110



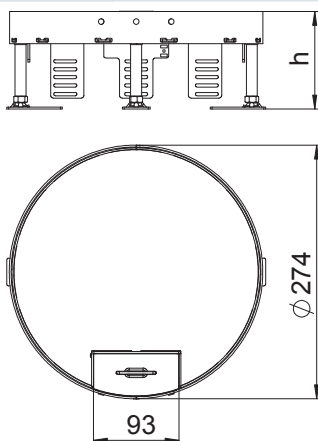
Height-adjustable cassette with cord outlet, RKSR, stainless steel



Height-adjustable cassette of nominal size R7 with cord outlet for installation of accessories in dry-care floors for indoor use.

Height-adjustable cassette for cord outlet, 3-compartment. 2 APMT2 cover plates and 1 APMT5 cover plate can be installed. For the installation of 2 UT3 universal supports and one UT4 universal support for 7 individual installation devices with support ring/support clamp or 10 Modul 45 devices.

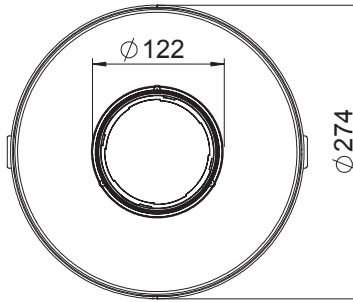
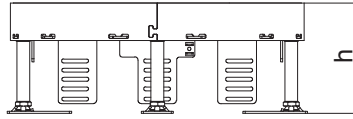
Type	Nominal size	Dim. mm	Floor covering thickness mm	Floor height mm	Pack Piece	Weight kg/100 pc.	Item no.
RKS2 R7 V25	R7	110	25	110-155	1	340.000	7409270



VA

Height-adjustable cassette for tube body, RKFR, stainless steel

Type	Nominal size	Dim. mm	Floor covering thickness mm	Floor height mm	Pack Piece	Weight kg/100 pc.	Item no.
RKFR2 7 V25	R7	110	25	110-155	1	325.000	7409428



Height-adjustable cassette of nominal size R7 for tube body for installation of accessories in dry or wet-cleaned floors for indoor use.

Height-adjustable cassette for tube body, 3-compartment. 2 APMT2 cover plates and 1 APMT5 cover plate can be installed. For the installation of 2 UT3 universal supports and one UT4 universal support for 7 individual installation devices with support ring/support clamp or 10 Modul 45 devices.



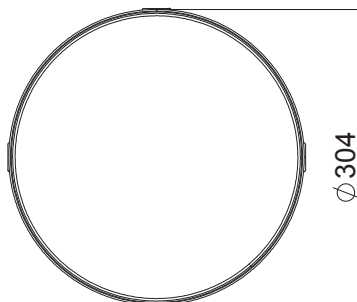
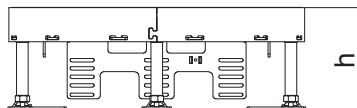
Height-adjustable cassette for inspection opening, RKR, stainless steel



Height-adjustable "blank" cassette for the creation of an inspection opening of nominal size R9 in dry or wet-cleaned floors for indoor use. Only suitable for smooth floor coverings.

Height-adjustable cassette as a blind cassette, 3-compartment. 3 APMT5 cover plates can be installed. For the installation of 3 UT4 universal supports for 9 individual installation devices with support ring/support clamp or 12 Modul 45 devices.

Type	Nominal size	Dim. mm	Floor covering thickness mm	Floor height mm	Pack Piece	Weight kg/100 pc.	Item no.
RKR2 9V 20	R9	105	20	105-155	1	453.000	7409128
RKR2 9V 25	R9	105	25	105-155	1	750.000	7409130



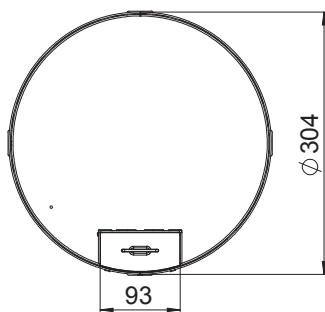
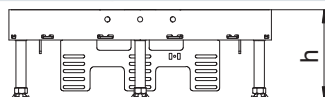
Height-adjustable cassette with cord outlet, RKSr, stainless steel



Height-adjustable cassette of nominal size R9 with cord outlet for installation of accessories in dry-care floors for indoor use.

Height-adjustable cassette for cord outlet, 3-compartment. 3 APMT5 cover plates can be installed. For the installation of 3 UT4 universal supports for 9 individual installation devices with support ring/support clamp or 12 Modul 45 devices.


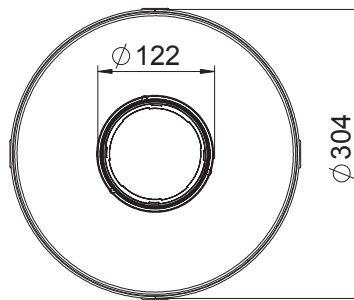
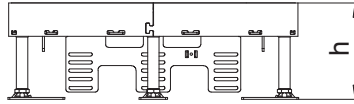
Type	Nominal size	Dim. mm	Floor covering thickness mm	Floor height mm	Pack Piece	Weight kg/100 pc.	Item no.
RKS2 R9 V20	R9	110	20	110-155	1	420.000	7409278
RKS2 R9 V25	R9	110	25	110-155	1	420.000	7409280



VA

Height-adjustable cassette for tube body, RKFR, stainless steel

Type	Nominal size	Dim. mm	Floor covering thickness mm	Floor height mm	Pack Piece	Weight kg/100 pc.	Item no.
RKFR2 9 V20	R9	110	20	110-155	1	380.000	7409430
RKFR2 9 V25	R9	110	25	110-155	1	380.000	7409432



Height-adjustable cassette of nominal size R9 for tube body for installation of accessories in dry or wet-cleaned floors for indoor use.

Height-adjustable cassette for tube body, 3-compartment. 3 APMT5 cover plates can be installed. For the installation of 3 UT4 universal supports for 9 individual installation devices with support ring/support clamp or 12 Modul 45 devices.



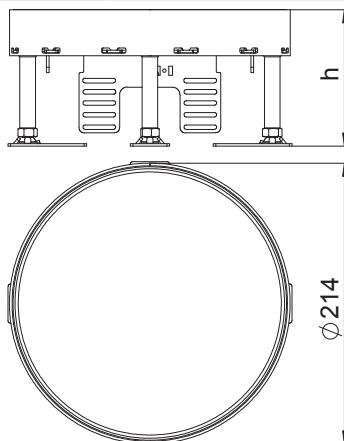
Height-adjustable cassette for inspection opening, RKR, brass



Height-adjustable "blank" cassette for the creation of an inspection opening of nominal size R4 in dry or wet-care floors for indoor use. Only suitable for smooth floor coverings.

Height-adjustable cassette as a blind cassette, two-compartment. 2 APMT2 cover plates can be installed. For the installation of 2 UT3 universal supports for 4 individual installation devices with support ring/support clamp or 6 Modul 45 devices.

Type	Nominal size	Dim. mm	Floor covering thickness mm	Floor height mm	Pack Piece	Weight kg/100 pc.	Item no.
RKR2 4M 25	R4	105	25	105-155	1	410.000	7409084



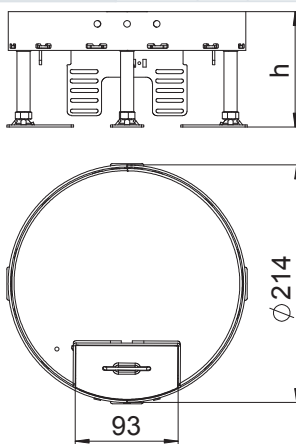
Height-adjustable cassette with cord outlet, RKSR, brass



Height-adjustable cassette of nominal size R4 with cord outlet for installation of accessories in dry-care floors for indoor use.

Height-adjustable cassette for cord outlet, 2-compartment. 2 APMT2 cover plates can be installed. For the installation of 2 UT3 universal supports for 4 individual installation devices with support ring/support clamp or 6 Modul 45 devices.


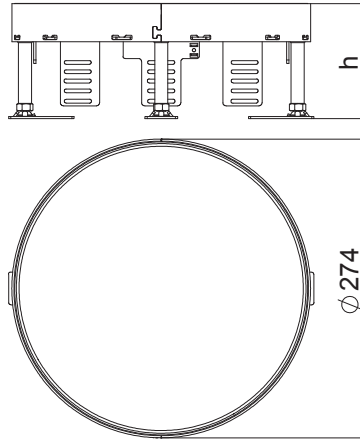
Type	Nominal size	Dim. mm	Floor covering thickness mm	Floor height mm	Pack Piece	Weight kg/100 pc.	Item no.
RKS2 R4 M25	R4	110	25	110-155	1	233.000	7409254



CuZn
37

Height-adjustable cassette for inspection opening, RKR, brass

Type	Nominal size	Dim. mm	Floor covering thickness mm	Floor height mm	Pack Piece	Weight kg/100 pc.	Item no.
RKR2 7M 25	R7	105	25	105-155	1	691.000	7409104



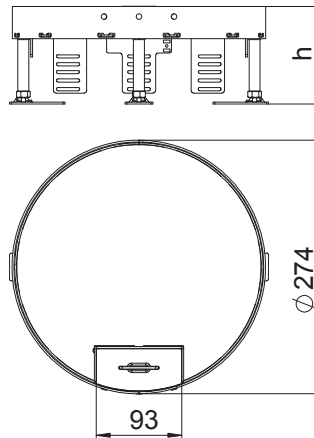
Height-adjustable "blank" cassette for the creation of an inspection opening of nominal size R7 in dry or wet-cleaned floors for indoor use. Only suitable for smooth floor coverings.

Height-adjustable cassette as a blind cassette, 3-compartment. 2 APMT2 cover plates and 1 APMT5 cover plate can be installed. For the installation of 2 UT4 universal supports and one UT3 universal support for 7 individual installation devices with support ring/support clamp or 10 Modul 45 devices.

CuZn
37

Height-adjustable cassette with cord outlet, RKSR, brass

Type	Nominal size	Dim. mm	Floor covering thickness mm	Floor height mm	Pack Piece	Weight kg/100 pc.	Item no.
RKS2 R7 M25	R7	110	25	110-155	1	350.000	7409264




Height-adjustable cassette of nominal size R7 with cord outlet for installation of accessories in dry-care floors for indoor use.

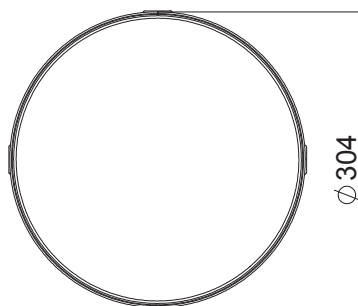
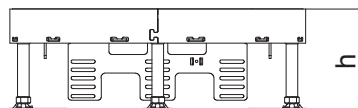
Height-adjustable cassette for cord outlet, 3-compartment. 2 APMT2 cover plates and 1 APMT5 cover plate can be installed. For the installation of 2 UT3 universal supports and one UT4 universal support for 7 individual installation devices with support ring/support clamp or 10 Modul 45 devices.



Height-adjustable cassette for inspection opening, RKR, brass




Type	Nominal size	Dim. mm	Floor covering thickness mm	Floor height mm	Pack Piece	Weight kg/100 pc.	Item no.
RKR2 9M 25	R9	105	25	105-155	1	796.000	7409124



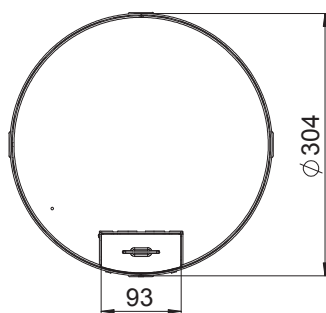
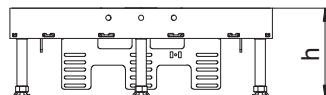
Height-adjustable "blank" cassette for the creation of an inspection opening of nominal size R9 in dry or wet-cleaned floors for indoor use. Only suitable for smooth floor coverings.

Height-adjustable cassette as a blind cassette, 3-compartment. 3 APMT5 cover plates can be installed. For the installation of 3 UT4 universal supports for 9 individual installation devices with support ring/support clamp or 12 Modul 45 devices.

Height-adjustable cassette with cord outlet, RKS2, brass



Type	Nominal size	Dim. mm	Floor covering thickness mm	Floor height mm	Pack Piece	Weight kg/100 pc.	Item no.
RKS2 R9 M25	R9	110	25	110-155	1	430.000	7409274



Height-adjustable cassette of nominal size R9 with cord outlet for installation of accessories in dry-care floors for indoor use.


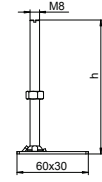
Height-adjustable cassette for cord outlet, 3-compartment. 3 APMT5 cover plates can be installed. For the installation of 3 UT4 universal supports for 9 individual installation devices with support ring/support clamp or 12 Modul 45 devices.



St G

Height adjustment unit RKNEV2

Type	Dim. mm	Height adjustment range mm	Pack PU	Weight kg/ 100 PUs	Item no.
RK NEV2 70	70	70	1	20.000	7405814
RK NEV2 110	110	150-190	1	25.415	7405815
RK NEV2 150	150	190-230	1	30.560	7405816
RK NEV2 190	190	230-270	1	35.567	7405817
RK NEV2 230	230	270-310	1	40.634	7405818
RK NEV2 270	270	310-355	1	45.485	7405819




For flushfloor height adjustment of the height adjustable cassette units and the OKB screed-flush trunking system.
The VPE consists of 4 height adjustment units.



Height-adjustable, decouplable cassettes

The compact, flush-floor cassettes offer power, data and multimedia connections in the smallest areas. The height-adjustable, decouplable cassettes are not fixed on the raw concrete, but are fixed in underfloor sockets using height-adjustment brackets. The height-adjustment brackets are located on the top socket frame of the underfloor socket and are adjusted to the top edge of the finished floor. This prevents the transmission of footfall sound.

- Decouplable, no transmission of footfall sound
- Tube body variant suitable for wet cleaning
- Suitable for installation in underfloor sockets and system floors


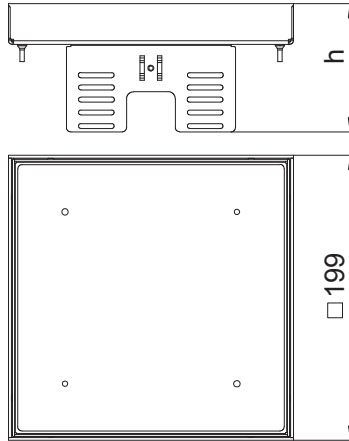


- Suitable for high-quality floor coverings
- Cassettes with 20 and 25 mm floor covering recess
- Available in stainless steel and brass

VA

Height-adjustable, decouplable cassette for inspection opening, RKNUZD3, stainless steel

Type	Nominal size	Dim. mm	Floor covering thickness mm	Pack Piece	Weight kg/100 pc.	Item no.
RKN2 UZD3 4VS20	4	90	20	1	217.000	7409058
RKN2 UZD3 4VS25	4	95	25	1	222.000	7409060




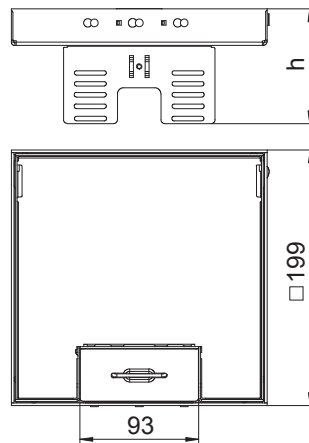
Height-adjustable "blank" cassette, decoupled from the floor, for the creation of an inspection opening of nominal size 4 in dry or wet-cleaned floors for indoor use, for mounting in underfloor boxes UZD250-3 or UZD350-3, either in conjunction with a blanking lid DUG../4 or in UGD250-3/4 or UGD350-3/4. Mounting takes place using levelling profiles (order separately) in the aluminium frame profile of the underfloor boxes. Only suitable for smooth floor coverings.

Height-adjustable cassette as a blind cassette, two-compartment 2. APMT2 cover plates can be installed. For the installation of 2 UT3 universal supports for 4 individual installation devices with support ring/support clamp or 6 Modul 45 devices.

VA

Height-adjustable, decouplable cassette with cord outlet, RKSNUZD3, stainless steel

Type	Nominal size	Dim. mm	Floor covering thickness mm	Pack Piece	Weight kg/100 pc.	Item no.
RKSN2 UZD3 4VS20	4	90	20	1	274.000	7409228
RKSN2 UZD3 4VS25	4	95	25	1	286.000	7409230




Height-adjustable cassette, decoupled from the floor, of nominal size 4, with cord outlet, for the installation of accessories in dry-cleaned floors indoors, for mounting in underfloor boxes UZD250-3 or UZD350-3, either in conjunction with a mounting cover DUG../4 or in UGD250-3/4 or UGD350-3/4. Mounting takes place using height-adjustment brackets (order separately) in the aluminium frame profile of the underfloor boxes.

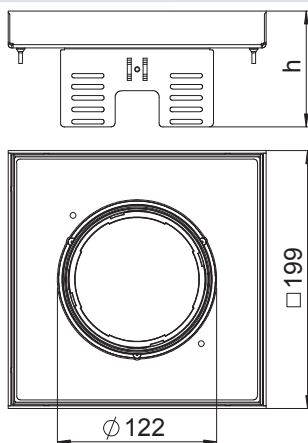
Height-adjustable cassette for cord outlet, 2-compartment. 2 APMT2 cover plates can be installed. For the installation of 2 UT3 universal supports for 4 individual installation devices with support ring/support clamp or 6 Modul 45 devices.



Height-adjustable, decouplable cassette for tube body, RKFNUZD3, stainless steel




Type	Nominal size	Dim. mm	Floor covering thickness mm	Pack Piece	Weight kg/100 pc.	Item no.
RKFN2 UZD3 4VS20	4	90	20	1	197.000	7409372
RKFN2 UZD3 4VS25	4	95	25	1	202.000	7409374



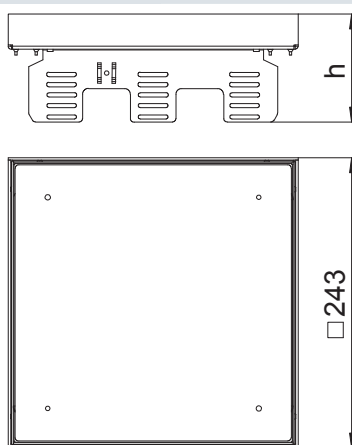
Height-adjustable cassette, decoupled from the floor, of nominal size 4, for tube bodies, for the installation of accessories in dry or wet-cleaned floors for indoor use, for mounting in underfloor boxes UZD250-3 or UZD350-3, either in conjunction with a mounting lid DUG../4 or in UGD250-3/4 or UGD350-3/4. Mounting takes place using height adjustment brackets (order separately) in the aluminium frame profile of the underfloor boxes.

Height-adjustable cassette for tube body, 2-compartment. 2 APMT2 cover plates can be installed. For the installation of 2 UT3 universal supports for 4 individual installation devices with support ring/support clamp or 6 Modul 45 devices.

Height-adjustable, decouplable cassette for inspection opening, RKNUZD3, stainless steel



Type	Nominal size	Dim. mm	Floor covering thickness mm	Pack Piece	Weight kg/100 pc.	Item no.
RKN2 UZD3 9VS20	9	90	20	1	351.000	7409066
RKN2 UZD3 9VS25	9	95	25	1	359.000	7409068



Height-adjustable "blank" cassette, decoupled from the floor, for the creation of an inspection opening of nominal size 9 in dry or wet-cleaned floors for indoor use, for mounting in underfloor boxes UZD250-3 or UZD350-3, either in conjunction with a blanking lid DUG../9 or in UGD250-3/9 or UGD350-3/9. Mounting takes place using levelling profiles (order separately) in the aluminium frame profile of the underfloor boxes. Only suitable for smooth floor coverings.


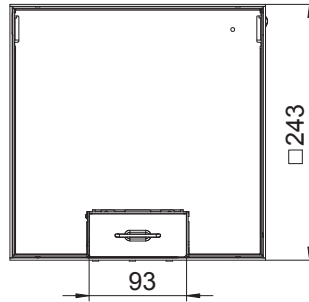
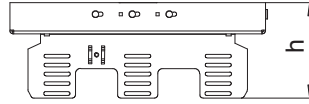
Height-adjustable cassette as a blind cassette, 3-compartment. 3 APMT5 cover plates can be installed. For the installation of 3 UT4 universal supports for 9 individual installation devices with support ring/support clamp or 12 Modul 45 devices.



VA

Height-adjustable, decouplable cassette with cord outlet, RKSNUZD3, stainless steel

Type	Nominal size	Dim. mm	Floor covering thickness mm	Pack Piece	Weight kg/100 pc.	Item no.
RKSN2 UZD3 9VS20	9	90	20	1	338.000	7409238
RKSN2 UZD3 9VS25	9	95	25	1	346.000	7409240




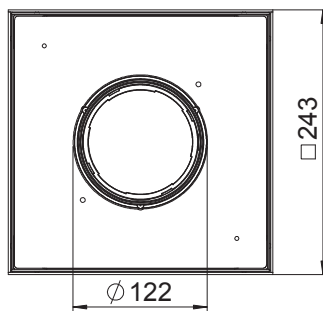
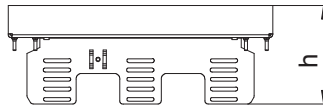
Height-adjustable cassette, decoupled from the floor, of nominal size 9, with cord outlet, for the installation of accessories in dry-cleaned floors indoors, for mounting in underfloor boxes UZD250-3 or UZD350-3, either in conjunction with a mounting cover DUG.../9 or in UGD250-3/9 or UGD350-3/9. Mounting takes place using height-adjustment brackets (order separately) in the aluminium frame profile of the underfloor boxes.

Height-adjustable cassette for cord outlet, 3-compartment. 3 APMT5 cover plates can be installed. For the installation of 3 UT4 universal supports for 9 individual installation devices with support ring/support clamp or 12 Modul 45 devices.

VA

Height-adjustable, decouplable cassette for tube body, RKFNUZD3, stainless steel

Type	Nominal size	Dim. mm	Floor covering thickness mm	Pack Piece	Weight kg/100 pc.	Item no.
RKFN2UZD3 9VS20	9	90	20	1	346.000	7409378
RKFN2UZD3 9VS25	9	95	25	1	346.000	7409380




Height-adjustable cassette, decoupled from the floor, of nominal size 9, for tube bodies, for the installation of accessories in dry or wet-cleaned floors for indoor use, for mounting in underfloor boxes UZD250-3 or UZD350-3, either in conjunction with a mounting lid DUG.../9 or in UGD250-3/9 or UGD350-3/9. Mounting takes place using height adjustment brackets (order separately) in the aluminium frame profile of the underfloor boxes.

Height-adjustable cassette for tube body, 3-compartment. 3 APMT5 cover plates can be installed. For the installation of 3 UT4 universal supports for 9 individual installation devices with support ring/support clamp or 12 Modul 45 devices.



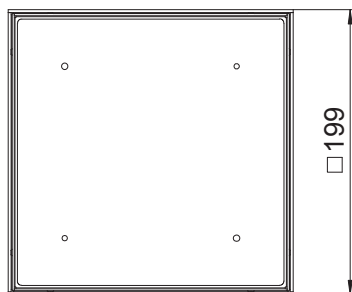
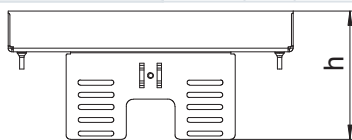
Height-adjustable, decouplable cassette for inspection opening, RKNUZD3, brass




Height-adjustable "blank" cassette, decoupled from the floor, for the creation of an inspection opening of nominal size 4 in dry or wet-cleaned floors for indoor use, for mounting in underfloor boxes UZD250-3 or UZD350-3, either in conjunction with a blanking lid DUG../4 or in UGD250-3/4 or UGD350-3/4. Mounting takes place using levelling profiles (order separately) in the aluminium frame profile of the underfloor boxes. Only suitable for smooth floor coverings.

Height-adjustable cassette as a blind cassette, two-compartment. 2 APMT2 cover plates can be installed. For the installation of 2 UT3 universal supports for 4 individual installation devices with support ring/support clamp or 6 Modul 45 devices.

Type	Nominal size	Dim. mm	Floor covering thickness mm	Pack Piece	Weight kg/100 pc.	Item no.
RKN2 UZD3 4MS25	4	95	25	1	232.000	7409054



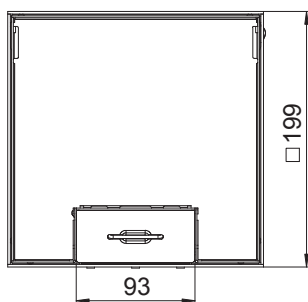
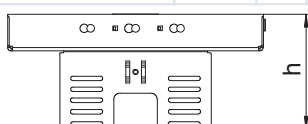
Height-adjustable, decouplable cassette with cord outlet, RKSNUZD3, brass



Height-adjustable cassette, decoupled from the floor, of nominal size 4, with cord outlet, for the installation of accessories in dry-cleaned floors indoors, for mounting in underfloor boxes UZD250-3 or UZD350-3, either in conjunction with a mounting cover DUG../4 or in UGD250-3/4 or UGD350-3/4. Mounting takes place using height-adjustment brackets (order separately) in the aluminium frame profile of the underfloor boxes.

Height-adjustable cassette for cord outlet, 2-compartment. 2 APMT2 cover plates can be installed. For the installation of 2 UT3 universal supports for 4 individual installation devices with support ring/support clamp or 6 Modul 45 devices.


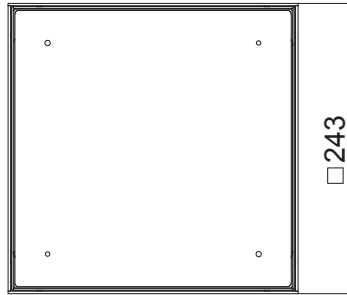
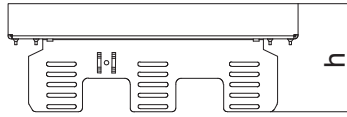
Type	Nominal size	Dim. mm	Floor covering thickness mm	Pack Piece	Weight kg/100 pc.	Item no.
RKSN2 UZD3 4MS25	4	95	25	1	229.000	7409224



CuZn
37

Height-adjustable, decouplable cassette for inspection opening, RKNUZD3, brass

Type	Nominal size	Dim. mm	Floor covering thickness mm	Pack Piece	Weight kg/100 pc.	Item no.
RKN2 UZD3 9MS25	9	95	25	1	440.600	7409064




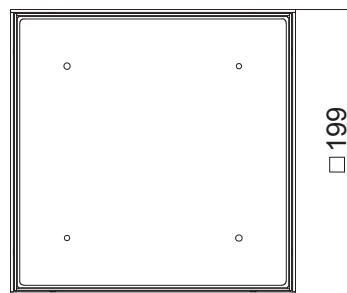
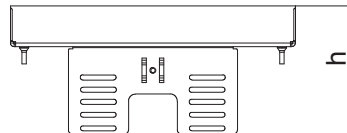
Height-adjustable "blank" cassette, decoupled from the floor, for the creation of an inspection opening of nominal size 9 in dry or wet-cleaned floors for indoor use, for mounting in underfloor boxes UZD250-3 or UZD350-3, either in conjunction with a blanking lid DUG../9 or in UGD250-3/9 or UGD350-3/9. Mounting takes place using levelling profiles (order separately) in the aluminium frame profile of the underfloor boxes. Only suitable for smooth floor coverings.

Height-adjustable cassette as a blind cassette, 3-compartment. 3 APMT5 cover plates can be installed. For the installation of 3 UT4 universal supports for 9 individual installation devices with support ring/support clamp or 12 Modul 45 devices.

CuZn
37

Height-adjustable, decouplable cassette for inspection opening, RKNUZD3, brass

Type	Nominal size	Dim. mm	Floor covering thickness mm	Pack Piece	Weight kg/100 pc.	Item no.
RKN2 UZD3 4MS20	4	90	20	1	227.000	7409052




Height-adjustable "blank" cassette, decoupled from the floor, for the creation of an inspection opening of nominal size 4 in dry or wet-cleaned floors for indoor use, for mounting in underfloor boxes UZD250-3 or UZD350-3, either in conjunction with a blanking lid DUG../4 or in UGD250-3/4 or UGD350-3/4. Mounting takes place using levelling profiles (order separately) in the aluminium frame profile of the underfloor boxes. Only suitable for smooth floor coverings.

Height-adjustable cassette as a blind cassette, two-compartment. 2 APMT2 cover plates can be installed. For the installation of 2 UT3 universal supports for 4 individual installation devices with support ring/support clamp or 6 Modul 45 devices.



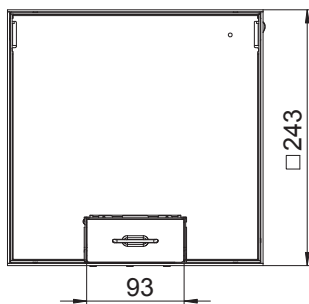
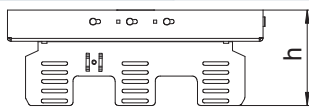
Height-adjustable, decouplable cassette with cord outlet, RKSNUZD3, brass




Height-adjustable cassette, decoupled from the floor, of nominal size 9, with cord outlet, for the installation of accessories in dry-cleaned floors for indoor use, for mounting in underfloor boxes UZD250-3 or UZD350-3, either in conjunction with a blanking lid DUG../9 or in UGD250-3/9 or UGD350-3/9. Mounting takes place using leveling profiles (order separately) in the aluminium frame profile of the underfloor boxes.

Height-adjustable cassette for cord outlet, 3-compartment. 3 APMT5 cover plates can be installed. For the installation of 3 UT4 universal supports for 9 individual installation devices with support ring/support clamp or 12 Modul 45 devices.

Type	Nominal size	Dim. mm	Floor covering thickness mm	Pack Piece	Weight kg/100 pc.	Item no.
RKSN2 UZD3 9MS25	9	95	25	1	356.000	7409234



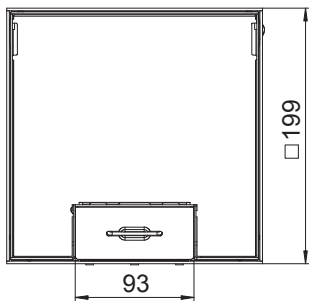
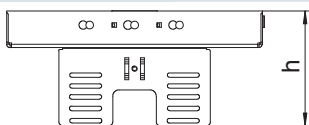
Height-adjustable, decouplable cassette with cord outlet, RKSNUZD3, brass



Height-adjustable cassette, decoupled from the floor, of nominal size 4, with cord outlet, for the installation of accessories in dry-cleaned floors indoors, for mounting in underfloor boxes UZD250-3 or UZD350-3, either in conjunction with a mounting cover DUG../4 or in UGD250-3/4 or UGD350-3/4. Mounting takes place using height-adjustment brackets (order separately) in the aluminium frame profile of the underfloor boxes.

Height-adjustable cassette for cord outlet, 2-compartment. 2 APMT2 cover plates can be installed. For the installation of 2 UT3 universal supports for 4 individual installation devices with support ring/support clamp or 6 Modul 45 devices.


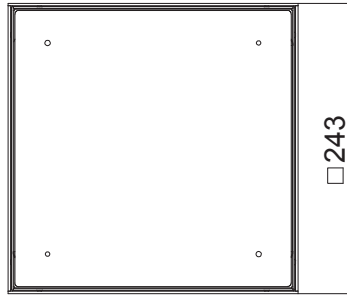
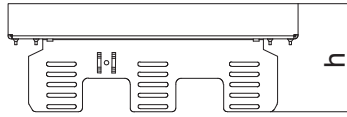
Type	Nominal size	Dim. mm	Floor covering thickness mm	Pack Piece	Weight kg/100 pc.	Item no.
RKSN2 UZD3 4MS20	4	90	20	1	224.000	7409222



CuZn
37

Height-adjustable, decouplable cassette for inspection opening, RKNUZD3, brass

Type	Nominal size	Dim. mm	Floor covering thickness mm	Pack Piece	Weight kg/100 pc.	Item no.
RKN2 UZD3 9MS20	9	90	20	1	361.000	7409062




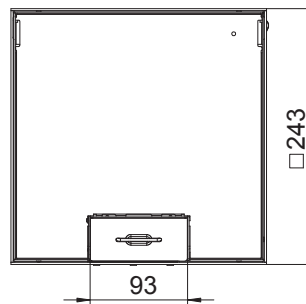
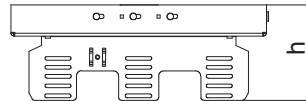
Height-adjustable "blank" cassette, decoupled from the floor, for the creation of an inspection opening of nominal size 9 in dry or wet-cleaned floors for indoor use, for mounting in underfloor boxes UZD250-3 or UZD350-3, either in conjunction with a blanking lid DUG..9 or in UGD250-3/9 or UGD350-3/9. Mounting takes place using levelling profiles (order separately) in the aluminium frame profile of the underfloor boxes. Only suitable for smooth floor coverings.

Height-adjustable cassette as a blind cassette, 3-compartment. 3 APMT5 cover plates can be installed. For the installation of 3 UT4 universal supports for 9 individual installation devices with support ring/support clamp or 12 Modul 45 devices.

CuZn
37

Height-adjustable, decouplable cassette with cord outlet, RKSNUZD3, brass

Type	Nominal size	Dim. mm	Floor covering thickness mm	Pack Piece	Weight kg/100 pc.	Item no.
RKS2 UZD3 9MS20	9	90	20	1	348.000	7409232



Height-adjustable cassette, decoupled from the floor, of nominal size 9, with cord outlet, for the installation of accessories in dry-cleaned floors for indoor use, for mounting in underfloor boxes UZD250-3 or UZD350-3, either in conjunction with a blanking lid DUG..9 or in UGD250-3/9 or UGD350-3/9. Mounting takes place using levelling profiles (order separately) in the aluminium frame profile of the underfloor boxes.

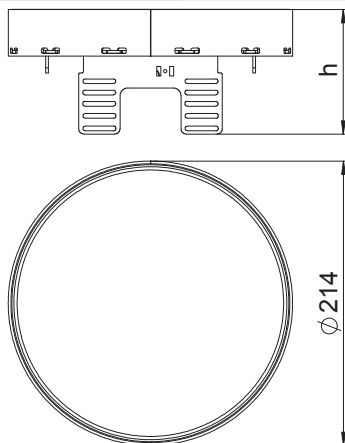
Height-adjustable cassette for cord outlet, 3-compartment. 3 APMT5 cover plates can be installed. For the installation of 3 UT4 universal supports for 9 individual installation devices with support ring/support clamp or 12 Modul 45 devices.



Height-adjustable, decouplable cassette for inspection opening, RKRNUZD3, stainless steel



Type	Nominal size	Dim. mm	Floor covering thickness mm	Pack Piece	Weight kg/100 pc.	Item no.
RKRNUZD3R4VS25	R4	94	25	1	194.000	7409140



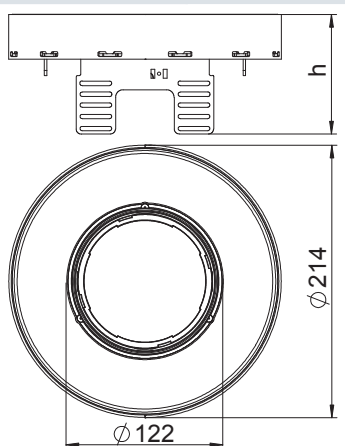
Height-adjustable "blank" cassette, decoupled from the floor, for the creation of an inspection opening of nominal size R4 in dry or wet-cleaned floors for indoor use, for mounting in underfloor boxes UZD250-3 or UZD350-3, either in conjunction with a blanking lid DUG..R4 or in UGD250-3R4 or UGD350-3R4. Mounting takes place using levelling profiles (order separately) in the aluminium frame profile of the underfloor boxes. Only suitable for smooth floor coverings.

Height-adjustable cassette as a blind cassette, two-compartment. 2 APMT2 cover plates can be installed. For the installation of 2 UT3 universal supports for 4 individual installation devices with support ring/support clamp or 6 Modul 45 devices.

Height-adjustable, decouplable cassette for tube body, RKFRNUZD3, stainless steel



Type	Nominal size	Dim. mm	Floor covering thickness mm	Pack Piece	Weight kg/100 pc.	Item no.
RKFRNUZD3R4VS20	R4	94	20	1	174.000	7409442
RKFRNUZD3R4VS25	R4	94	25	1	174.000	7409444



Height-adjustable cassette, decoupled from the floor, of nominal size R4, for tube bodies, for the installation of accessories in dry or wet-cleaned floors for indoor use, for mounting in underfloor boxes UZD250-3 or UZD350-3, either in conjunction with a mounting lid DUG..R4 or in UGD250-3R4 or UGD350-3R4. Mounting takes place using height adjustment brackets (order separately) in the aluminium frame profile of the underfloor boxes.

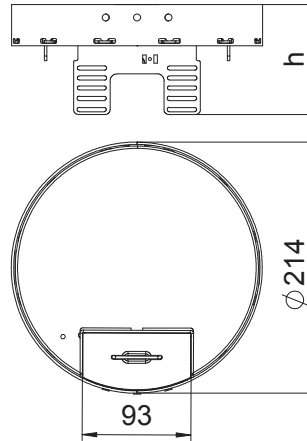
Height-adjustable cassette for tube body, 2-compartment. 2 APMT2 cover plates can be installed. For the installation of 2 UT3 universal supports for 4 individual installation devices with support ring/support clamp or 6 Modul 45 devices.



VA

Height-adjustable, decouplable cassette with cord outlet, RKSRNUZD3, stainless steel

Type	Nominal size	Dim. mm	Floor covering thickness mm	Pack Piece	Weight kg/100 pc.	Item no.
RKSRN2UZD3R4VS20	R4	94	20	1	200.000	7409288
RKSRN2UZD3R4VS25	R4	94	25	1	200.000	7409290



Height-adjustable cassette, decoupled from the floor, of nominal sized R4, with cord outlet, for the installation of accessories in dry-cleaned floors for indoor use, for mounting in underfloor boxes UZD250-3 or UZD350-3, either in conjunction with a mounting lid DUG..R4 or in UGD250-3R4 or UGD350-3R4. Mounting takes place using height adjustment brackets (order separately) in the aluminium frame profile of the underfloor boxes.

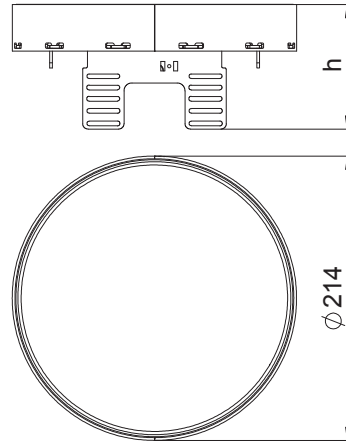
Height-adjustable cassette for cord outlet, 2-compartment. 2 APMT2 cover plates can be installed. For the installation of 2 UT3 universal supports for 4 individual installation devices with support ring/support clamp or 6 Modul 45 devices.



Height-adjustable, decouplable cassette for inspection opening, RKRNUZD3, stainless steel



Type	Nominal size	Dim. mm	Floor covering thickness mm	Pack Piece	Weight kg/100 pc.	Item no.
RKRNUZD3R4VS20	R4	94	20	1	194.000	7409138



Height-adjustable "blank" cassette, decoupled from the floor, for the creation of an inspection opening of nominal size R4 in dry or wet-cleaned floors for indoor use, for mounting in underfloor boxes UZD250-3 or UZD350-3, either in conjunction with a blanking lid DUG..R4 or in UGD250-3R4 or UGD350-3R4. Mounting takes place using levelling profiles (order separately) in the aluminium frame profile of the underfloor boxes. Only suitable for smooth floor coverings.

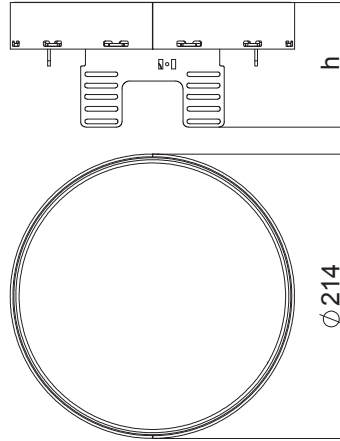
Height-adjustable cassette as a blind cassette, two-compartment. 2 APMT2 cover plates can be installed. For the installation of 2 UT3 universal supports for 4 individual installation devices with support ring/support clamp or 6 Modul 45 devices.



CuZn
37

Height-adjustable, decouplable cassette for inspection opening, RKRNUZD3, brass

Type	Nominal size	Dim. mm	Floor covering thickness mm	Pack Piece	Weight kg/100 pc.	Item no.
RKRNUZD3R4MS25	R4	94	25	1	197.000	7409134



Height-adjustable "blank" cassette, decoupled from the floor, for the creation of an inspection opening of nominal size R4 in dry or wet-cleaned floors for indoor use, for mounting in underfloor boxes UZD250-3 or UZD350-3, either in conjunction with a blanking lid DUG..R4 or in UGD250-3R4 or UGD350-3R4. Mounting takes place using levelling profiles (order separately) in the aluminium frame profile of the underfloor boxes. Only suitable for smooth floor coverings.

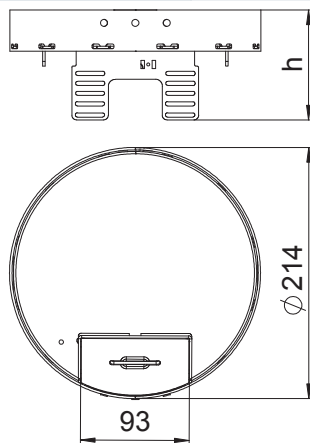
Height-adjustable cassette as a blind cassette, two-compartment. 2 APMT2 cover plates can be installed. For the installation of 2 UT3 universal supports for 4 individual installation devices with support ring/support clamp or 6 Modul 45 devices.



Height-adjustable, decouplable cassette with cord outlet, RKSRNUZD3, brass



Type	Nominal size	Dim. mm	Floor covering thickness mm	Pack Piece	Weight kg/100 pc.	Item no.
RKSRN2UZD3R4MS25	R4	94	25	1	203.000	7409284



Height-adjustable cassette, decoupled from the floor, of nominal size R4, with cord outlet, for the installation of accessories in dry-cleaned floors for indoor use, for mounting in underfloor boxes UZD250-3 or UZD350-3, either in conjunction with a mounting lid DUG..R4 or in UGD250-3R4 or UGD350-3R4. Mounting takes place using height adjustment brackets (order separately) in the aluminium frame profile of the underfloor boxes.

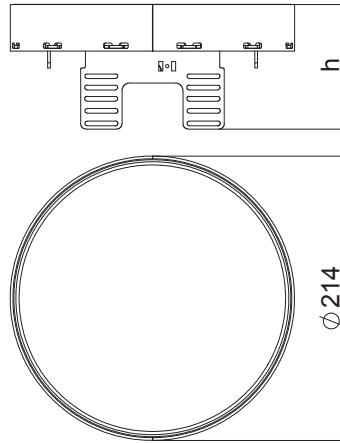
Height-adjustable cassette for cord outlet, 2-compartment. 2 APMT2 cover plates can be installed. For the installation of 2 UT3 universal supports for 4 individual installation devices with support ring/support clamp or 6 Modul 45 devices.



CuZn
37

Height-adjustable, decouplable cassette for inspection opening, RKRNUZD3, brass

Type	Nominal size	Dim. mm	Floor covering thickness mm	Pack Piece	Weight kg/100 pc.	Item no.
RKRNUZD3R4MS20	R4	94	20	1	197.000	7409132



Height-adjustable "blank" cassette, decoupled from the floor, for the creation of an inspection opening of nominal size R4 in dry or wet-cleaned floors for indoor use, for mounting in underfloor boxes UZD250-3 or UZD350-3, either in conjunction with a blanking lid DUG..R4 or in UGD250-3R4 or UGD350-3R4. Mounting takes place using levelling profiles (order separately) in the aluminium frame profile of the underfloor boxes. Only suitable for smooth floor coverings.

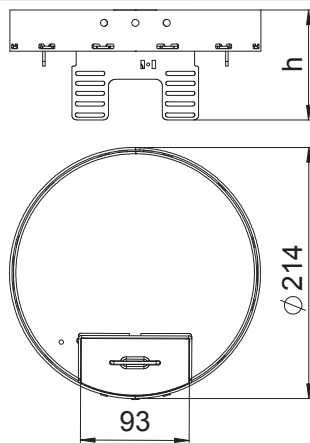
Height-adjustable cassette as a blind cassette, two-compartment. 2 APMT2 cover plates can be installed. For the installation of 2 UT3 universal supports for 4 individual installation devices with support ring/support clamp or 6 Modul 45 devices.



Height-adjustable, decouplable cassette with cord outlet, RKSRNUZD3, brass



Type	Nominal size	Dim. mm	Floor covering thickness mm	Pack Piece	Weight kg/100 pc.	Item no.
RKSRN2UZD3R4MS20	R4	94	20	1	208.000	7409282



Height-adjustable cassette, decoupled from the floor, of nominal size R4, with cord outlet, for the installation of accessories in dry-cleaned floors for indoor use, for mounting in underfloor boxes UZD250-3 or UZD350-3, either in conjunction with a mounting lid DUG..R4 or in UGD250-3R4 or UGD350-3R4. Mounting takes place using height adjustment brackets (order separately) in the aluminium frame profile of the underfloor boxes.

Height-adjustable cassette for cord outlet, 2-compartment. 2 APMT2 cover plates can be installed. For the installation of 2 UT3 universal supports for 4 individual installation devices with support ring/support clamp or 6 Modul 45 devices.


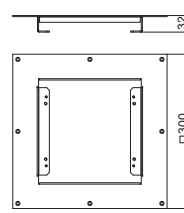


St F

Mounting lid for height-adjustable cassette of nominal size 4 in system bases

Type	Width mm	Length mm	Cut-out dimensions mm	Pack Piece	Weight kg/100 pc.	Item no.
DUG RK UAN 4	300	300	204x204	1	115.000	7428544

Mounting lid for the installation of height-adjustable cassettes of nominal size 4 in system floors.


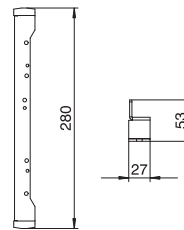


St FS

Height adjustment bracket for installation in UGD250-3 for one square cassette

Type	Material	Pack Piece	Weight kg/100 pc.	Item no.
NW 250-3 QK	St	1	74.000	7410540

Height adjustment bracket to mount the square height-adjustable cassettes in the underfloor connection socket, type UZD250-3 or UZD350-3. With all the components necessary for mounting and height adjustment.


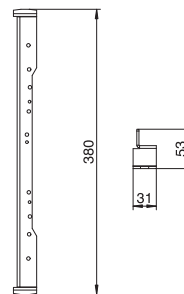


St FS

Height adjustment bracket for installation in UGD350-3 for one square cassette

Type	Material	Pack Piece	Weight kg/100 pc.	Item no.
NW 350-3 QK	St	1	94.000	7410544

Height adjustment bracket to mount the square height-adjustable cassettes in the underfloor connection socket, type UZD350-3 or UGD350-3. With all the components necessary for mounting and height adjustment.

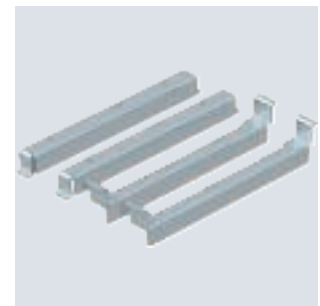
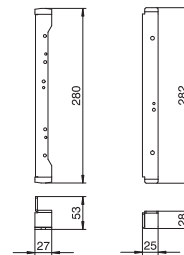


St FS

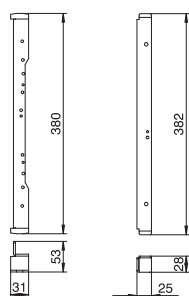

Height adjustment bracket for installation in UGD250-3 for one round cassette

Type	Material	Pack Piece	Weight kg/100 pc.	Item no.
NW 250-3 RK	St	1	130.000	7410552

Height adjustment bracket to mount the round height-adjustable cassettes in the underfloor box, type UGD250-3. With all the components necessary for mounting and height adjustment.




Height adjustment bracket for installation in UGD350-3 for one round cassette



Type	Material	Pack	Weight	Item no.
		Piece	kg/100 pc.	
NW 350-3 RK	St	1	173.000	7410556

Height adjustment bracket to mount the round height-adjustable cassettes in the underfloor box, type UGD350-3.
With all the components necessary for mounting and height adjustment.





Overview of the heavy-duty systems

Device installation units

Selection according to

- Load requirement
- Floor covering thickness
- Functional method
- Installation capacity

Cassettes for cable outlets and inspection purposes protect the electrical installation in the floor against water penetration. All heavy-duty solutions guarantee moisture protection according to DIN EN 50085-2-2 and are therefore approved for wet-cleaned floors indoors.

Heavy-duty mounting lid

Selection according to

- The shape of the selected service outlet or the cassette (nominal size)
- Screed height

With heavy-duty frame cassettes, a mounting set, not a mounting lid, must be used for the installation of installation devices.

Height-adjustment units

Selection according to

- Screed height

Heavy-duty supports for underfloor socket

Selection according to

- Screed height

Underfloor socket (UZD)

Selection according to

- Screed height
- Shape of the cassette and the heavy-duty mounting lid
- Duct width

Ducts

Selection according to

- Cable volume

Load capacity

7.5 kN



Service outlet




Heavy-duty mounting lid




Height-adjustment units



Heavy-duty support



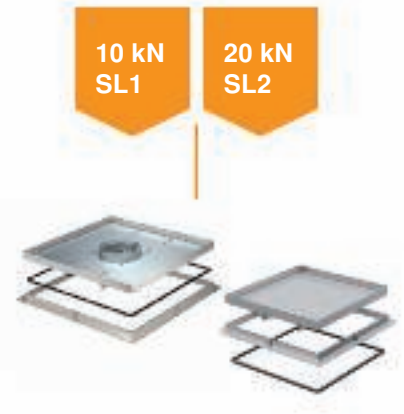
Underfloor socket,
nominal size 350



Square heavy-duty cassettes



Round heavy-duty cassettes



Heavy-duty frame cassettes



Heavy-duty mounting lid



Heavy-duty mounting lid



Mounting set




Height-adjustment units



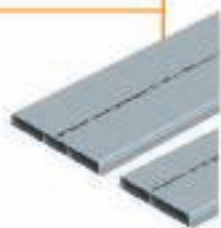
Height-adjustment units



Heavy-duty support



Underfloor socket, nominal size 250 and 350



Trunking in various widths, 2-compartment and 3-compartment



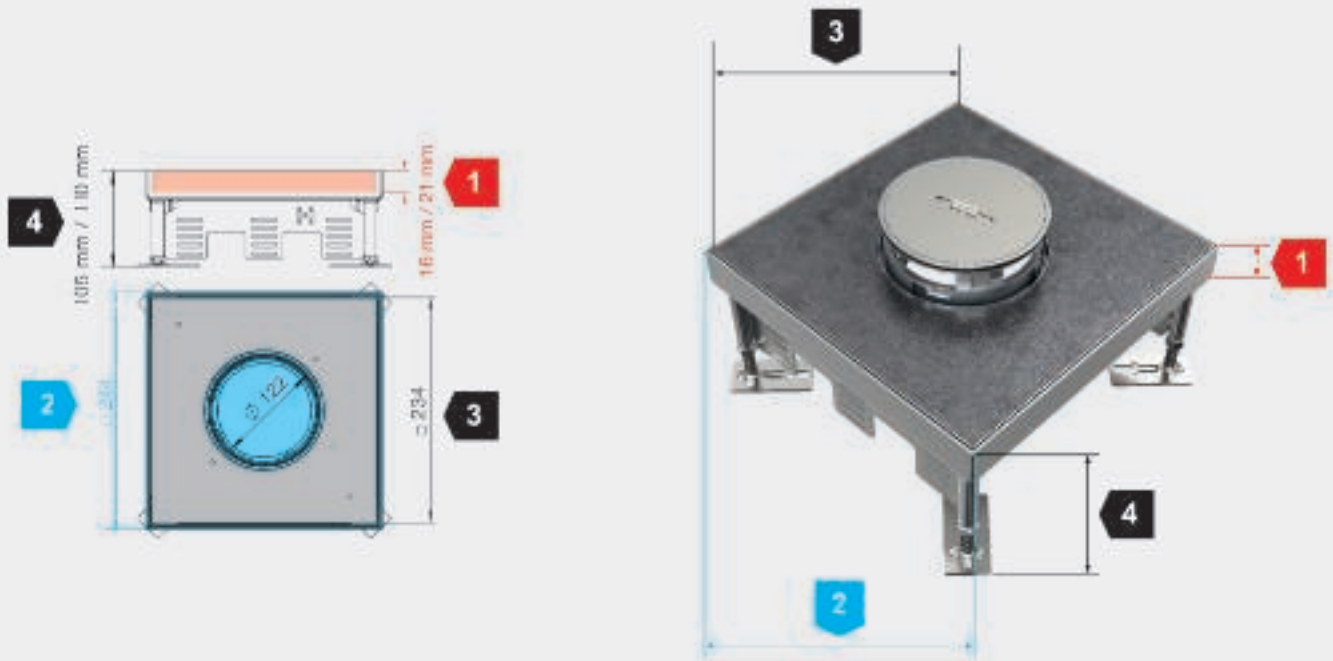


Heavy-duty systems

Heavy-duty systems reliably supply areas with high load requirements with power, data and multimedia technology via the floor. Car dealerships, museums, airports, stations or hotels are typical areas of application. The construction and the material thickness is specially matched to the high load requirements. With the heavy-duty system, OBO guarantees a particularly robust, safe and long-lasting installation solution.



Installation and floor cut-out dimensions



Various installation and floor cut-out dimensions must be taken into account for the mounting of height-adjustable cassettes and the application of floor coverings in the cassette lids.

1

Frame height for the floor covering in the lid (red dimensions)

The frame height data relates to the maximum floor covering thickness, including adhesive. The cassettes are available in various frame heights.

2

Floor cut-out for the installation of cassettes (blue dimensions)

The dimensions for the floor cut-out should be considered as target dimensions for correct installation of the cassette in the floor. They are only generally required for the floor cut-out in system floors. The EÜK screed-covered duct system and the OKA open trunking system offer prefabricated mounting lids with matching installation openings.

3

Internal dimension of the lid to determine the floor covering cut-out (black dimensions)

The dimension data relates to the internal dimension of the cassette lid and is used to calculate the floor covering cut out. Depending on the type of floor covering, appropriate reductions should be taken into account, e.g. for expansion gaps.

4

Minimum floor structure height (raw concrete ceiling to finished floor)

The dimension describes the minimum floor structure height from the raw concrete ceiling to the top edge of the finished floor. It guarantees correct installation and use of installation devices, such as sockets, data and multimedia connections.



Heavy-duty cassette

Installation principle

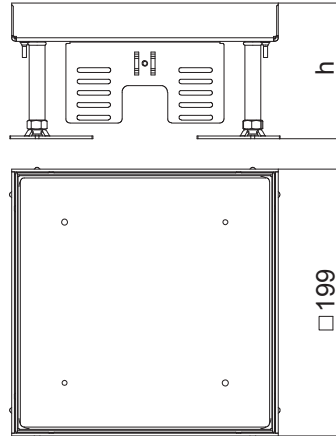
1	Heavy-duty support	DSSL2
2	Heavy-duty mounting lid	DUG 250-3 4SL
3	Heavy-duty cassette for tube body	RKFN2 4 VMSSL1N15
4	Tube body	TUK2
5	Heavy-duty cassette, blank	RKN2 4 VMSSL1N 15
6	Threaded sleeve	WZ 1022



VA

Height-adjustable heavy-duty cassette, blank, RKNSL, nominal size 4, stainless steel

Type	Dim. mm	Floor covering thickness mm	Floor height mm	Material	Pack Piece	Weight kg/100 pc.	Item no.
RKN2 4 VMSL1N 15	100	15	100-150	A2	1	389.000	7409008
RKN2 4 VMSL1N 20	105	20	105-155	A2	1	400.000	7409010



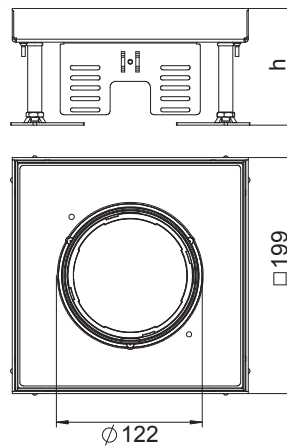
Heavy-duty "blank" square cassette of nominal size 4 for the creation of an inspection opening in trunking systems, raised or cavity floors, in dry or wet-cleaned floors for indoor use. Load class 1 to 10 kN. Only suitable for smooth floor coverings.

Height-adjustable heavy-duty cassette as a blind cassette with a load bearing capacity of 1–10 kN, 2-compartment. 2 APMT2 cover plates can be installed. For the installation of 2 UT3 universal supports for 4 individual installation devices with support ring/support clamp or 6 Modul 45 devices.

VA

Height-adjustable heavy-duty cassette for tube body RKFNSL, nominal size 4, stainless steel

Type	Dim. mm	Floor covering thickness mm	Floor height mm	Material	Pack Piece	Weight kg/100 pc.	Item no.
RKFN2 4 VMSL1N15	100	15	100-150	A2	1	355.500	7409382
RKFN2 4 VMSL1N20	105	20	105-155	A2	1	367.000	7409384



Heavy-duty square cassette for tube body of nominal size 4 for the installation of accessories in trunking systems, raised or cavity floors, in dry or wet-cleaned floors for indoor use. Load class 1 to 10 kN.

Height-adjustable heavy-duty cassette with tube body with a load bearing capacity of 1–10 kN, 2-compartment. 2 APMT2 cover plates can be installed. For the installation of 2 UT3 universal supports for 4 individual installation devices with support ring/support clamp or 6 Modul 45 devices.



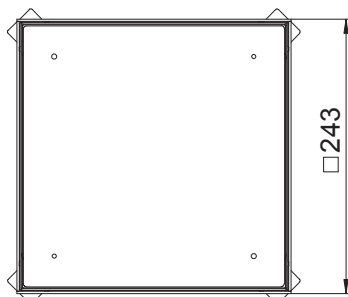
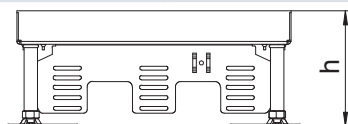
Height-adjustable heavy-duty cassette, blank, RKN2, nominal size 9, stainless steel




Heavy-duty "blank" square cassette of nominal size 9 for the creation of an inspection opening in trunking systems, raised or cavity floors, in dry or wet-cleaned floors for indoor use. Load class 1 to 10 kN. Only suitable for smooth floor coverings.

Height-adjustable heavy-duty cassette as a blind cassette with a load bearing capacity of 1–10 kN, 3-compartment. 3 APMT5 cover plates can be installed. For the installation of 3 UT4 universal supports for 9 individual installation devices with support ring/support clamp or 12 Modul 45 devices.

Type	Dim. mm	Floor covering thickness mm	Floor height mm	Material	Pack Piece	Weight kg/100 pc.	Item no.
RKN2 9 VMSL1N 16	100	16	100-150	A2	1	550.000	7409028
RKN2 9 VMSL1N 21	105	21	105-155	A2	1	563.000	7409030



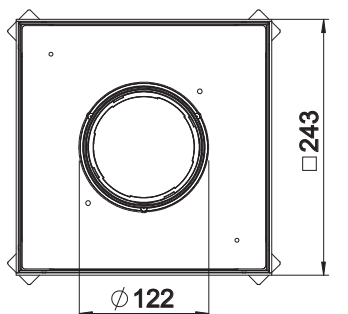
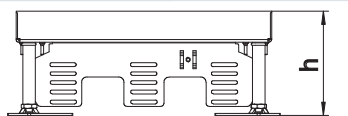
Height-adjustable heavy-duty cassette for tube body RKFNSL, nominal size 9, stainless steel



Heavy-duty square cassette for tube body of nominal size 9 for the installation of accessories in trunking systems, raised or cavity floors, in dry or wet-cleaned floors for indoor use. Load class 1 to 10 kN.

Height-adjustable heavy-duty cassette with tube body with a load bearing capacity of 1–10 kN, 3-compartment. 3 APMT5 cover plates can be installed. For the installation of 3 UT4 universal supports for 9 individual installation devices with support ring/support clamp or 12 Modul 45 devices.

Type	Dim. mm	Floor covering thickness mm	Floor height mm	Material	Pack Piece	Weight kg/100 pc.	Item no.
RKFNSL 9 VMSL1N16	100	16	100-150	A2	1	501.000	7409388
RKFNSL 9 VMSL1N21	105	21	105-155	A2	1	514.000	7409390



Height-adjustable round heavy-duty cassette

Installation principle

1	Heavy-duty support	DSSL2
2	Heavy-duty mounting lid	DUG 250-3 R4SL
3	Height-adjustable round cassette for tube body	RKFR2 4 SL2V2
4	Tube body	TUK2 GV
5	Height-adjustable round heavy-duty cassette for inspection opening	RKR2 4SL2 V2
6	Threaded sleeve	WZ 1022



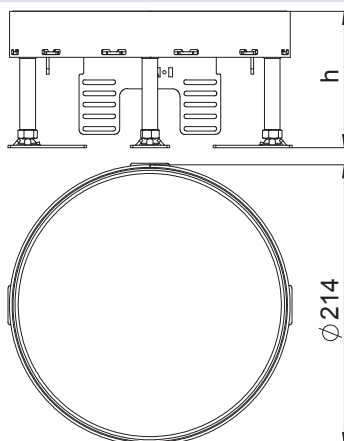
Height-adjustable heavy-duty cassette, blank, RKRSL, nominal size R4, stainless steel



Round, "blank", heavy-duty cassette of nominal size R4 for the creation of an inspection opening in trunking systems, raised and cavity floors, in dry or wet-care floors for indoor use. Load class 2 to 20 kN. Only suitable for smooth floor coverings.

Height-adjustable heavy-duty cassette as a blind cassette with a load bearing capacity of 2–20 kN, 2-compartment. 2 APMT2 cover plates can be installed. For the installation of 2 UT3 universal supports for 4 individual installation devices with support ring/support clamp or 6 Modul 45 devices for indoor use.

Type	Dim. mm	Floor covering thickness mm	Floor height mm	Material	Pack Piece	Weight kg/100 pc.	Item no.
RKFR2 4SL2 V2 20	105	20	105-155	A2	1	559.000	7409072
RKFR2 4SL2 V2 25	109	25	109-159	A2	1	624.000	7409074



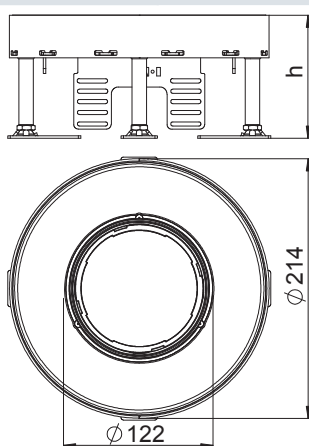
Height-adjustable heavy-duty cassette for tube body RKFRSL, nominal size R4, stainless steel



Round heavy-duty cassette for tube body of nominal size R4 for the installation of accessories in trunking systems, raised and cavity floors, in dry or wet-cleaned floors indoors. Load class 2 to 20 kN.

Height-adjustable heavy-duty cassette with tube body with a load bearing capacity of 2–20 kN, 2-compartment. 2 APMT2 cover plates can be installed. For the installation of 2 UT3 universal supports for 4 individual installation devices with support ring/support clamp or 6 Modul 45 devices.


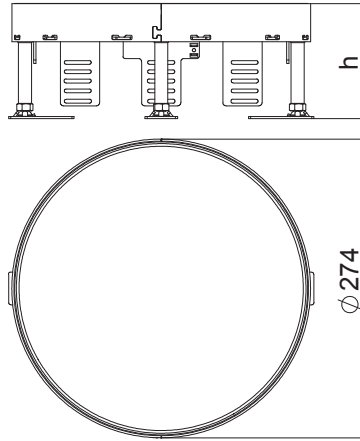
Type	Dim. mm	Floor covering thickness mm	Floor height mm	Material	Pack Piece	Weight kg/100 pc.	Item no.
RKFR2 4 SL2V2 20	110	20	105-155	A2	1	604.000	7409462
RKFR2 4 SL2V2 25	114	25	109-159	A2	1	669.000	7409464



VA

Height-adjustable heavy-duty cassette, blank, RKRSL, nominal size R7, stainless steel

Type	Dim. mm	Floor covering thickness mm	Floor height mm	Material	Pack Piece	Weight kg/100 pc.	Item no.
RKR2 7SL2 V2 25	109	25	109-159	A2	1	966.000	7409094




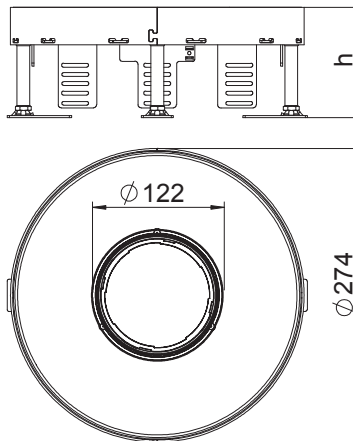
Round, "blank", heavy-duty cassette of nominal size R7 for the creation of an inspection opening in trunking systems, raised and cavity floors, in dry or wet-cleaned floors for indoor use. Load class 2 to 20 kN. Only suitable for smooth floor coverings.

Height-adjustable heavy-duty cassette as a blind cassette with a load bearing capacity of 2–20 kN, 3-compartment for indoor use. 2 APMT2 cover plates and 1 APMT5 cover plate can be installed. For the installation of 2 UT3 universal supports and one UT4 universal support for 7 individual installation devices with support ring/support clamp or 10 Modul 45 devices.

VA

Height-adjustable heavy-duty cassette for tube body RKFRSL, nominal size R7, stainless steel

Type	Dim. mm	Floor covering thickness mm	Floor height mm	Material	Pack Piece	Weight kg/100 pc.	Item no.
RKFR2 7 SL2V2 25	114	25	109-159	A2	1	947.000	7409468




Round heavy-duty cassette for tube body of nominal size R7 for the installation of accessories in trunking systems, raised and cavity floors, in dry or wet-cleaned floors indoors. Load class 2 to 20 kN.

Height-adjustable heavy-duty cassette with tube body with a load bearing capacity of 2–20 kN, 2-compartment. Two APMT2 cover plates and one APMT5 cover plate can be installed. For the installation of 2 UT3 universal supports and one UT4 universal support for 7 individual installation devices with support ring/support clamp or 10 Modul 45 devices.



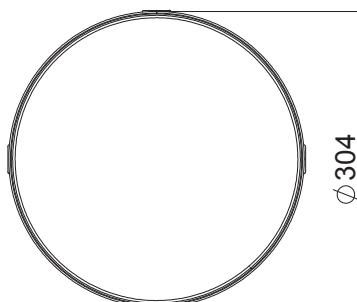
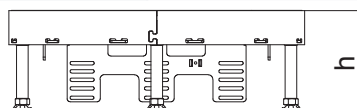
Height-adjustable heavy-duty cassette, blank, RKRSL, nominal size R9, stainless steel




Round, "blank", heavy-duty cassette of nominal size R9 for the creation of an inspection opening in trunking systems, raised and cavity floors, in dry or wet-cleaned floors for indoor use. Load class 2 to 20 kN. Only suitable for smooth floor coverings.

Height-adjustable heavy-duty cassette as a blind cassette with a load bearing capacity of 2–20 kN, 3-compartment. 3 APMT5 cover plates can be installed. For the installation of 3 UT4 universal supports for 9 individual installation devices with support ring/support clamp or 12 Modul 45 devices.

Type	Dim. mm	Floor covering thickness mm	Floor height mm	Material	Pack Piece	Weight kg/100 pc.	Item no.
RKR2 9SL2 V2 20	105	20	105-155	A2	1	664.000	7409112
RKR2 9SL2 V2 25	109	25	109-159	A2	1	620.000	7409114



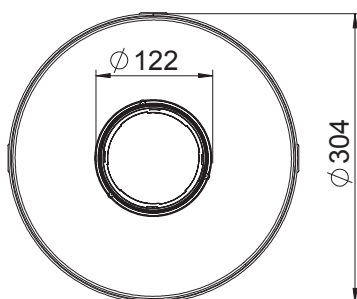
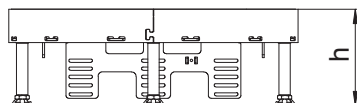
Height-adjustable heavy-duty cassette for tube body RKFRSL, nominal size R9, stainless steel



Round heavy-duty cassette for tube body of nominal size R9 for the installation of accessories in trunking systems, raised and cavity floors, in dry or wet-cleaned floors. Load class 2 to 20 kN.

Height-adjustable heavy-duty cassette with tube body with a load bearing capacity of 2–20 kN, 3-compartment. 3 APMT5 cover plates can be installed. For the installation of 3 UT4 universal supports for 9 individual installation devices with support ring/support clamp or 12 Modul 45 devices.

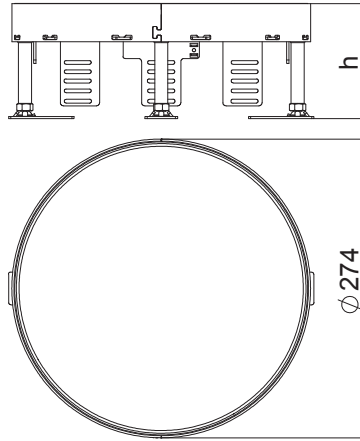
Type	Dim. mm	Floor covering thickness mm	Floor height mm	Material	Pack Piece	Weight kg/100 pc.	Item no.
RKFR2 9 SL2V2 20	110	20	105-155	A2	1	589.000	7409470
RKFR2 9 SL2V2 25	114	25	109-159	A2	1	647.000	7409472



VA

Height-adjustable heavy-duty cassette, blank, RKRSLS, nominal size R7, stainless steel

Type	Dim. mm	Floor covering thickness mm	Floor height mm	Material	Pack Piece	Weight kg/100 pc.	Item no.
RKR2 7SL2 V2 20	105	20	105-155	A2	1	894.000	7409092



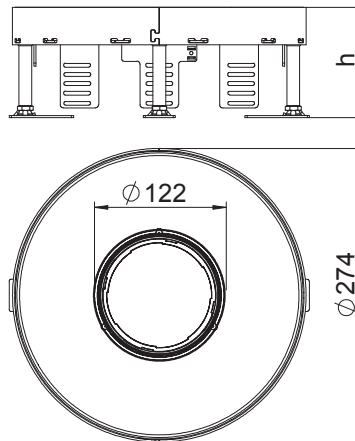
Round, "blank", heavy-duty cassette of nominal size R7 for the creation of an inspection opening in trunking systems, raised and cavity floors, in dry or wet-cleaned floors for indoor use. Load class 2 to 20 kN. Only suitable for smooth floor coverings.

Height-adjustable heavy-duty cassette as a blind cassette with a load bearing capacity of 2–20 kN, 3-compartment for indoor use. 2 APMT2 cover plates and 1 APMT5 cover plate can be installed. For the installation of 2 UT3 universal supports and one UT4 universal support for 7 individual installation devices with support ring/support clamp or 10 Modul 45 devices.

VA

Height-adjustable heavy-duty cassette for tube body RKFRSL, nominal size R7, stainless steel

Type	Dim. mm	Floor covering thickness mm	Floor height mm	Material	Pack Piece	Weight kg/100 pc.	Item no.
RKFR2 7 SL2V2 20	110	20	105-155	A2	1	885.000	7409466



Round heavy-duty cassette for tube body of nominal size R7 for the installation of accessories in trunking systems, raised and cavity floors, in dry or wet-cleaned floors indoors. Load class 2 to 20 kN.

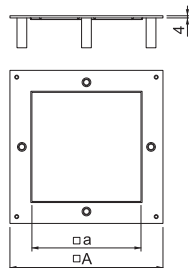
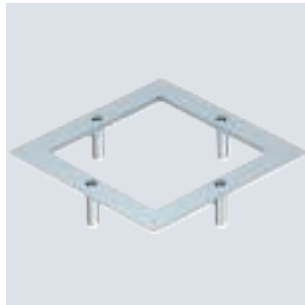
Height-adjustable heavy-duty cassette with tube body with a load bearing capacity of 2–20 kN, 2-compartment. Two APMT2 cover plates and one APMT5 cover plate can be installed. For the installation of 2 UT3 universal supports and one UT4 universal support for 7 individual installation devices with support ring/support clamp or 10 Modul 45 devices.



Heavy-duty mounting lid for 250-3, nominal size

St FS

4



Type	Dim.		Pack Piece	Weight kg/100 pc.	Item no.
	A mm	Dim. mm			
DUG 250-3 4SL	282	201	1	146.500	7401404

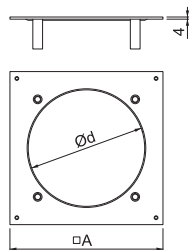
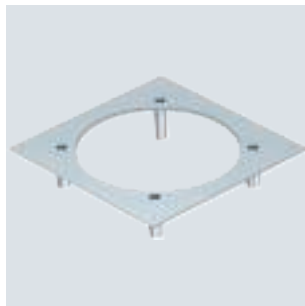
The heavy-duty mounting lid for the type UZD250-3 underfloor box is suitable for installation in a square heavy-duty cassette of nominal size 4. The installation opening is recessed by 3 mm and can be closed subsequently by a lid blanking plate.

The height adjustment units must be ordered separately.

Heavy-duty mounting lid for 250-3, nominal size R4

St FS

R4



Type	Dim. Dimension		Pack Piece	Weight kg/100 pc.	Item no.
	A mm	d Ø mm			
DUG 250-3 R4SL	282	215	1	159.300	7401406

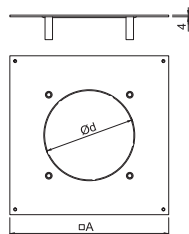

The heavy-duty mounting lid for the UZD250-3 underfloor box is suitable for the installation of a round heavy-duty cassette of nominal size R4. The installation opening is recessed by 3 mm and can be closed subsequently by a lid blanking plate.

The height adjustment units must be ordered separately.

Heavy-duty mounting lid for 350-3, nominal size R4

St FS

R4



Type	Dim. Dimension		Pack Piece	Weight kg/100 pc.	Item no.
	A mm	d Ø mm			
DUG 350-3 R4SL	383	215	1	370.400	7401412

The heavy-duty mounting lid for the UZD350-3 underfloor box is suitable for the installation of a round heavy-duty cassette of nominal size R4. The installation opening is recessed by 3 mm and can be closed subsequently by a lid blanking plate.

The height adjustment units must be ordered separately.


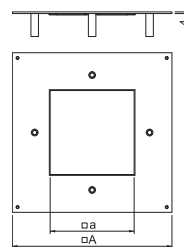
St FS

Heavy-duty mounting lid for 350-3, nominal size 4

Type	Dim.		Pack Piece	Weight kg/100 pc.	Item no.
	A mm	Dim. mm			
DUG 350-3 4SL	383	201	1	355.600	7401408

The heavy-duty mounting lid for the type UZD350-3 underfloor box is suitable for installation in a square heavy-duty cassette of nominal size 4. The installation opening is recessed by 3 mm and can be closed subsequently by a lid blanking plate.

The height adjustment units must be ordered separately.




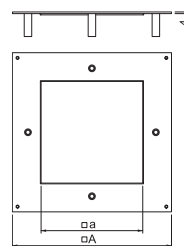
St FS

Heavy-duty mounting lid for 350-3, nominal size 9

Type	Dim.		Pack Piece	Weight kg/100 pc.	Item no.
	A mm	Dim. mm			
DUG 350-3 9SL	383	244	1	294.400	7401410

The heavy-duty mounting lid for the type UZD350-3 underfloor box is suitable for installation in a square heavy-duty cassette of nominal size 9. The installation opening is recessed by 3 mm and can be closed subsequently by a lid blanking plate.

The height adjustment units must be ordered separately.




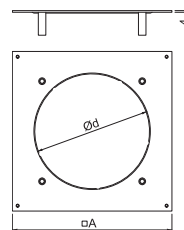
St FS

Heavy-duty mounting lid for 350-3, nominal size R7

Type	Dim.	Dimension	Pack Piece	Weight kg/100 pc.	Item no.
	A mm	d Ø mm			
DUG 350-3 R7SL	383	275	1	370.400	7401414

The heavy-duty mounting lid for the UZD350-3 underfloor box is suitable for the installation of a round heavy-duty cassette of nominal size R7. The installation opening is recessed by 3 mm and can be closed subsequently by a lid blanking plate.

The height adjustment units must be ordered separately.



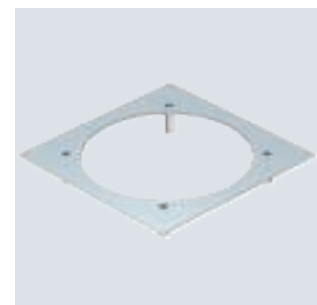
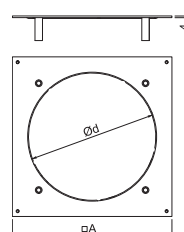
St FS

Heavy-duty mounting lid for 350-3, nominal size R9

Type	Dim.	Dimension	Pack Piece	Weight kg/100 pc.	Item no.
	A mm	d Ø mm			
DUG 350-3 R9SL	383	305	1	252.500	7401416

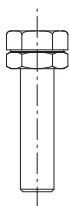
The heavy-duty mounting lid for the UZD350-3 underfloor box is suitable for the installation of a round heavy-duty cassette of nominal size R9. The installation opening is recessed by 3 mm and can be closed subsequently by a lid blanking plate.

The height adjustment units must be ordered separately.



Height adjustment unit for heavy-duty mounting lid

St G



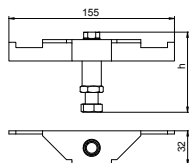

Type	Screed height mm	Pack PU	Weight kg/100 PUs	Item no.
DUG SL75	75-110	1	24.917	7409680
DUG SL105	105-140	1	36.184	7409682
DUG SL135	135-170	1	44.632	7409684
DUG SL165	165-200	1	53.586	7409686
DUG SL195	195-230	1	62.041	7409688

The height adjustment units rated for increased load requirements permit the screed-flush height adjustment of the heavy-duty mounting lid and are to be ordered separately.

The VPE consists of four height adjustment units.

DSSL heavy-duty support

St FS




Type	Screed height mm	Pack PU	Weight kg/100 PUs	Item no.
DSSL2 75	75-110	1	97.840	7410581
DSSL2 105	105-140	1	111.040	7410583
DSSL2 135	135-170	1	121.840	7410585
DSSL2 165	165-200	1	132.640	7410587
DSSL2 195	195-230	1	143.840	7410589

The heavy-duty supports reinforce the corner areas of the type UZD-3 underfloor box for increased load requirements.

The VPE consists of four heavy-duty supports.

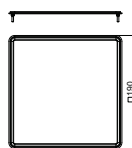
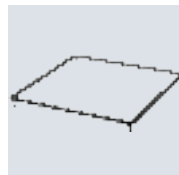




Seals

EPDM

Flat seal for square height-adjustable cassette, nominal size (spare part)

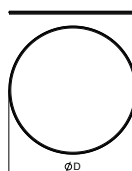
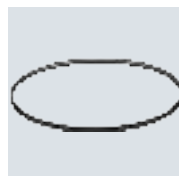


Type	Pack Piece	Weight kg/100 pc.	Item no.
FD 4 QNK2	1	1.300	7407107
FD 9 QNK2	1	1.700	7407109

Flat seal for height-adjustable square cassettes RKN2 and RKFN2 of nominal sizes 4 and 9.

Round seal for height-adjustable round cassette (spare part)

EPDM

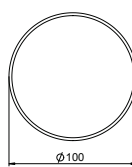
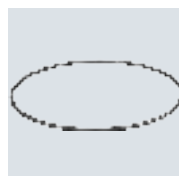


Type	Pack Piece	Weight kg/100 pc.	Item no.
RD R4 NK2	1	1.300	7407073
RD R7 NK2	1	1.700	7407074
RD R9 NK2	1	1.500	7407075

Round seal for height-adjustable round cassettes RKR2 and RKFR2 of nominal sizes R4, R7 and R9.

Round seal for tube body

EPDM



Type	Pack Piece	Weight kg/100 pc.	Item no.
RD2 TUK2	1	0.200	7407098

Round seal for tube body TUK2 - spare part.

Care product

Care agent for cassette seal and tube body seal



Type	Pack Piece	Weight kg/100 pc.	Item no.
PF-G	1	0.800	7407110

Cleaning agent for round seals RD2, flat seals FD2 QNK and tube body seal RD2TUK2.

Lifter

Suction lifter, 80 N



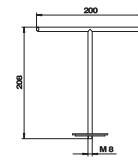
Type	Pack Piece	Weight kg/100 pc.	Item no.
SGH 50	1	3.700	7368593

Suction lifter for lifting out cassettes (blank or tube body variants) with inserted hard bases with a smooth surface. Support force 80 N.

Mounting key with threaded sleeve

Type	Pack Piece	Weight kg/100 pc.	Item no.
WZ 1022	1	21.350	7408626

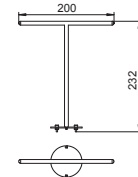
For lifting out cassettes equipped with a threaded sleeve.



Mounting key - WZ 1008

Type	Pack Piece	Weight kg/100 pc.	Item no.
WZ 1008	1	21.600	7408610


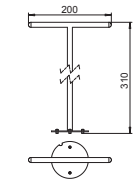
For screwing in the DBS80, BA80N and BAB80 blanking covers.



Mounting key - WZ 1058

Type	Pack Piece	Weight kg/100 pc.	Item no.
WZ 1058	1	62.900	7408646

For screwing in the BABF80 blanking covers.



Calyx - WZ 1013

Type	Pack Piece	Weight kg/100 pc.	Item no.
WZ 1013	1	2.400	7408614

Saw blade suitable for WZ1034 hole saw, blade height 16 mm.



Drilling template - WZ 1014

Type	Pack Piece	Weight kg/100 pc.	Item no.
WZ 1014	1	414.000	7408618

As a guide for screed drill bit WZ1032 and hole saw WZ1034.



Screed drill bit - WZ 1032



Type	Pack Piece	Weight kg/100 pc.	Item no.
WZ 1032	1	98.620	7408638

Screed drill bit, Widia-equipped, without drive arbour. Ø 95 mm, length 80 mm.
 Note: Seat with M16 internal thread for seat shafts.

Hole saw - WZ 1034

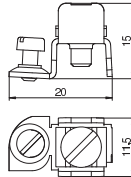


Type	Pack Piece	Weight kg/100 pc.	Item no.
WZ 1034	1	304.800	7408642

Duct drill for US80 installation opening, without drive arbour, suitable for WZ1013 saw blade.
 Note: Seat with M16 internal thread for seat shafts.

Protective conductor connection bracket

St G



Type	Surface	Pack Piece	Weight kg/100 pc.	Item no.
8AWR	Electrogalvanised	10	0.610	6288704

Protective conductor connection bracket to include steel and aluminium device installation trunking, service poles and system components of underfloor duct systems in the protective measure.
 Clamping area: 2 x 1.5–4 mm²

Tube body

The tube body is inserted in cassettes intended for wet-cleaned floors. When in use, the tube body offers protection against water gushes of up to 10 mm and, when not in use, can be closed to carry traffic loads. Thus, the tube body fulfils all the requirements of the standard regarding moisture protection.

- Use in wet-care floors
- Three different tube body variants: with cover plate, with cover plate and handle clamp or with floor covering recess and handle clamp

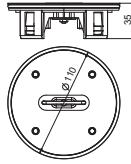


- High-quality materials
- Lowerable to be flush-floor
- Suitable for high traffic loads
- Mounting option for large-volume connector systems, e.g. CEE connector

Tube body

Tube body with floor covering recess, with handle clamp, for frame cassette and height-adjustable cassette

Zn N

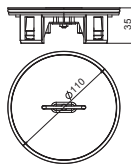


Type	Pack Piece	Weight kg/100 pc.	Item no.
TUK2 G4	1	45.000	7428142

Height-adjustable cord outlet for installation in RKF frame cassettes and in height-adjustable round and square RKFR and RKFN cassettes. Raised height when used, flushfloor when unused. Use in wet-care floors. With 4 mm floor covering recess for construction-side panelling with cut resistant floor covering, with handle clamp.

Tube body with cover plate, with handle clamp, for frame cassette and height-adjustable cassette

Zn N

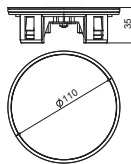


Type	Pack Piece	Weight kg/100 pc.	Item no.
TUK2 GV	1	59.000	7428140

Height-adjustable cord outlet for installation in RKF frame cassettes and in height-adjustable round and square RKFR and RKFN cassettes. Raised height when used, flushfloor when unused. Use in wet-care floors. Tube body cover and handle made of V2A.

Tube body with cover plate, without handle clamp, for frame cassette and height-adjustable cassette

Zn N



Type	Pack Piece	Weight kg/100 pc.	Item no.
TUK2 V	1	59.000	7428141

Height-adjustable cord outlet for installation in RKF frame cassettes and in height-adjustable round and square RKFR and RKFN cassettes. Raised height when used, flushfloor when unused. Use in wet-care floors. Tube body cover made of V2A.



Lined body solution for polished screeds

Using the special lined body system for terrazzo floors and polished screeds, height-adjustable cassettes can be installed perfectly in surface-finished screeds. The lined body system can be polished with the screed layer.

- Joint-free installation in terrazzo and polished screeds
- Application for height-adjustable cassettes

Service outlets and cassettes for underfloor applications

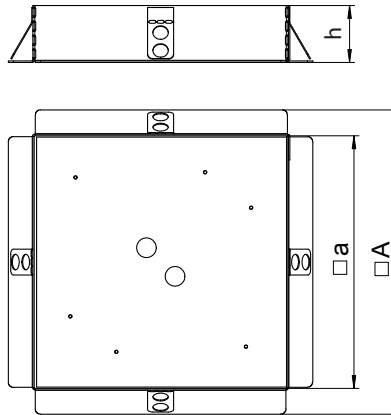


- Mounting protection lid protects the cassettes during the screed work
- Cassettes with 20 and 25 mm floor covering recess
- Cassettes with tube body or cord outlet

St FS

Terrazzo lined body for height-adjustable cassettes, nominal size 9

Type	Dim.	Dim.	Dim.	Nominal size	Pack Piece	Weight kg/100 pc.	Item no.
	mm	A	H				
SK RK9	247	297	55	9	1	190.000	7404372



Lined body, suitable for polishing, for the direct and jointless installation of height-adjustable cassettes, nominal size 9, into surface-finished screeds/terrazzo floorings.


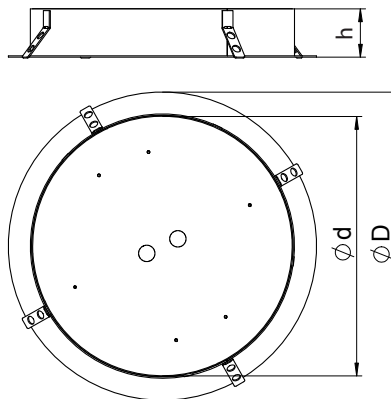
The casing is laid floatingly onto underfloor boxes with mounting lids of nominal size 9, closing the gaps between underfloor box and cassette frame.

The protection cover made from aluminium sheet is put into the cassette frame as a dummy before the screed work is done and can be polished over with the screed or terrazzo.

VA

Terrazzo lined body for height-adjustable cassettes, nominal size R9

Type	Dim.	Dim.	Dim.	Nominal size	Pack Piece	Weight kg/100 pc.	Item no.
	mm	D	H				
SK RKR9	308	360	55	R9	1	220.000	7404376




Lined body, suitable for polishing, for the direct and jointless installation of round height-adjustable cassettes, nominal size 9, into surface-finished screeds/terrazzo floorings.

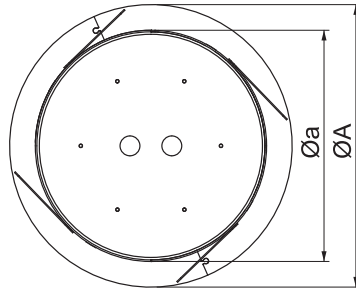
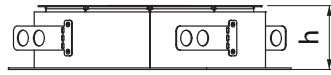
The casing is laid floatingly onto underfloor boxes with mounting lids of nominal size 9, closing the gaps between underfloor box and cassette frame.

The protection cover made from aluminium sheet is put into the cassette frame as a dummy before the screed work is done and can be polished over with the screed or terrazzo.

Terrazzo lined body for height-adjustable cas- settes, nominal size R4



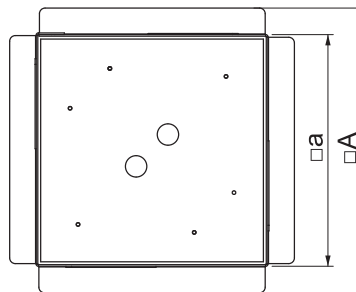
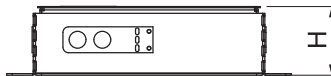
Type	Dim.		Dim.		Nominal size	Pack Piece	Weight kg/100 pc.	Item no.
	mm	mm	mm	mm				
SK RK4R	218	270	55	R4		1	210.000	7404382



Terrazzo lined body for height-adjustable cas- settes, nominal size 4




Type	Dim.		Dim.		Nominal size	Pack Piece	Weight kg/100 pc.	Item no.
	mm	mm	mm	mm				
SK RK4	198	253	55	4		1	135.500	7404380










Floor sockets and floor boxes



Floor sockets and floor boxes

	Floor sockets	220
	Floor boxes	228
	GES R2 floor sockets	236
	Screed box and installation sockets for GES R2	246
	Accessories, installation sockets	248





Elegant, discreet and robust

UDHOME floor sockets and floor boxes

The range of UDHOME complete units can position power, data and multimedia technology exactly where they are required. Floor sockets and floor boxes of the UDHOME range are mounted directly on the raw floor and connected with flexible installation pipes – it couldn't be simpler.



Easy handling from ordering to mounting



High-quality materials and solid processing




Maximum flexibility in equipment



UDHOME2



UDHOME4



UDHOME9

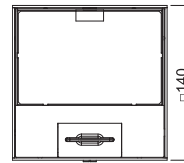
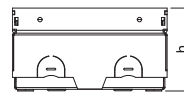
A2

UDHOME-ONE floor socket, with floor covering recess, freely equippable, stainless steel

Type	Dim. mm	Floor height mm	Floor covering thickness mm	Pack Piece	Weight kg/100 pc.	Item no.
UDHOME-ONE GV15	75	75-105	15	1	220.000	7368282

Square floor socket for use in dry-care system and screed floors in indoor areas. Installation housing with pre-marked insertion openings for pipes (M20/M25). Cover adjustable to top edge of floor covering using four height-adjustment supports. The minimum installation depth is 75 mm, the height-adjustment range + 30 mm. Frame and cover made of stainless steel and visible in the floor covering. Cover with floor covering recess.

Empty housing for a Modul 45® installation device and a data socket. When delivered, the item is closed with a blind plate.



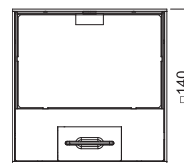
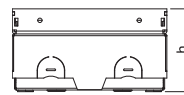
A2

UDHOME-ONE floor socket, with floor covering recess, single VDE socket, stainless steel

Type	Dim. mm	Floor height mm	Floor covering thickness mm	Pack Piece	Weight kg/100 pc.	Item no.
UDHOME-ONE GV15V	75	75-105	15	1	220.000	7368290

Square floor socket for use in dry-care systems and screed floors in indoor areas. Installation housing with pre-marked insertion openings for pipes (M20/M25). Cover adjustable to top edge of floor covering using four height-adjustment supports. The minimum installation depth is 75 mm, the height-adjustment range + 30 mm. Frame and cover made of stainless steel and visible in the floor covering. Cover with floor covering recess.

A protective contact socket (VDE) is included in the delivery. A data socket can optionally be installed in the data technology plate. When delivered, the item is closed with a blanking plate.



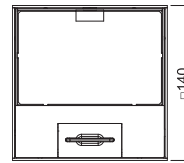
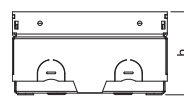
A2

UDHOME-ONE floor socket, with floor covering recess, NF socket, stainless steel

Type	Dim. mm	Floor height mm	Floor covering thickness mm	Pack Piece	Weight kg/100 pc.	Item no.
UDHOME-ONE GV15N	75	75-105	15	1	220.000	7368294

Square floor socket for use in dry-care systems and screed floors in indoor areas. Installation housing with pre-marked insertion openings for pipes (M20/M25). Cover adjustable to top edge of floor covering using four height-adjustment supports. The minimum installation depth is 75 mm, the height-adjustment range + 30 mm. Frame and cover made of stainless steel and visible in the floor covering. Cover with floor covering recess.

A protective contact socket (NF) is included in the delivery. A data socket can optionally be installed in the data technology plate. When delivered, the item is closed with a blanking plate.



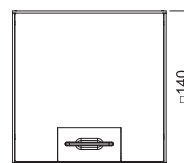
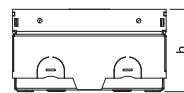
A2

UDHOME-ONE floor socket, without floor covering recess, freely equippable, stainless steel

Type	Dim. mm	Floor height mm	Pack Piece	Weight kg/100 pc.	Item no.
UDHOME-ONE GV	75	75-105	1	220.000	7368280

Square floor socket for use in dry-care system and screed floors in indoor areas. Installation housing with pre-marked insertion openings for pipes (M20/M25). Cover adjustable to top edge of floor covering using four height-adjustment supports. The minimum installation depth is 75 mm, the height-adjustment range + 30 mm. Frame and cover made of stainless steel and visible in the floor covering. Cover with decorative plate.

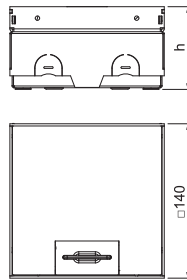
Empty housing for a Modul45® installation device and a data socket. When delivered, the item is closed with a blind plate.



{UDHOME-ONE}

A2

UDHOME-ONE floor socket, without floor covering recess, single VDE socket, stainless steel



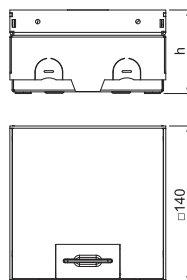
Type	Dim. mm	Floor height mm	Pack Piece	Weight kg/100 pc.	Item no.

Square floor socket for use in dry-care systems and screed floors in indoor areas. Installation housing with pre-marked insertion openings for pipes (M20/M25). Cover adjustable to top edge of floor covering using four height-adjustment supports. The minimum installation depth is 75 mm, the height-adjustment range + 30 mm. Frame and cover made of stainless steel and visible in the floor covering. Cover with decorative plate.

A protective contact socket (VDE) is included in the delivery. A data socket can optionally be installed in the data technology plate. When delivered, the item is closed with a blanking plate.

A2

UDHOME-ONE floor socket, without floor covering recess, NF socket, stainless steel



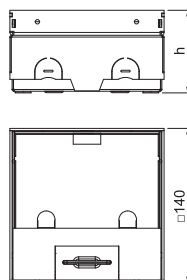

Type	Dim. mm	Floor height mm	Pack Piece	Weight kg/100 pc.	Item no.

Square floor socket for use in dry-care systems and screed floors in indoor areas. Installation housing with pre-marked insertion openings for pipes (M20/M25). Cover adjustable to top edge of floor covering using four height-adjustment supports. The minimum installation depth is 75 mm, the height-adjustment range + 30 mm. Frame and cover made of stainless steel and visible in the floor covering. Cover with decorative plate.

A protective contact socket (NF) is included in the delivery. A data socket can optionally be installed in the data technology plate. When delivered, the item is closed with a blanking plate.

CuZn 37

UDHOME-ONE floor socket, with floor covering recess, freely equippable, brass



Type	Dim. mm	Floor height mm	Floor covering thickness mm	Pack Piece	Weight kg/100 pc.	Item no.

Square floor socket for use in dry-care system and screed floors in indoor areas. Installation housing with pre-marked insertion openings for pipes (M20/M25). Cover adjustable to top edge of floor covering using four height-adjustment supports. The minimum installation depth is 75 mm, the height-adjustment range + 30 mm. Frame and cover made of brass and visible in the floor covering. Cover with floor covering recess.

Empty housing for a Modu45® installation device and a data socket. When delivered, the item is closed with a blind plate.

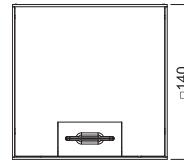
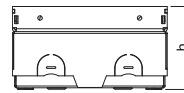
CuZn
37

UDHOME-ONE floor socket, without floor covering recess, freely equippable, brass

Type	Dim. mm	Floor height mm	Pack Piece	Weight kg/100 pc.	Item no.
UDHOME-ONE GM	75	75-105	1	220.000	7368284

Square floor socket for use in dry-care system and screed floors in indoor areas. Installation housing with pre-marked insertion openings for pipes (M20/M25). Cover adjustable to top edge of floor covering using four height-adjustment supports. The minimum installation depth is 75 mm, the height-adjustment range + 30 mm. Frame and cover made of brass and visible in the floor covering. Cover with decorative plate.

Empty housing for a Modul45® installation device and a data socket. When delivered, the item is closed with a blind plate.



UDHOME2 floor sockets for dry care

A2

UDHOME2 floor socket, with floor covering recess, double VDE, stainless steel


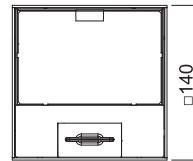
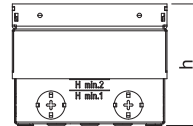
Type	Dim. mm	Floor height mm	Floor covering thickness mm	Pack Piece	Weight kg/100 pc.	Item no.
UDHOME2 GV15V	110	110-135	15	1	230.000	7368324

Square floor socket for use in dry-care cavity and screed floors for indoor use. Installation housing with pre-marked insertion openings for pipes (M20/M25). Cover adjustable to top edge of floor covering using four height-adjustment supports. The minimum installation depth is 110 mm, the height-adjustment range is + 25 mm.

Frame and cover made of stainless steel and visible in the floor covering.

The scope of delivery contains a double protective contact socket.

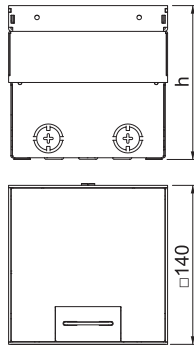
Up to two modular data sockets can be installed in the optional mounting support.



UDHOME2 floor sockets for dry care

A2

UDHOME2 floor socket, without floor covering recess, double VDE, stainless steel

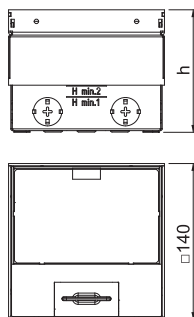


Type	Dim. mm	Floor height mm	Pack Piece	Weight kg/100 pc.	Item no.
UDHOME2 GVV	100	100-135	1	220.000	7368326

Square floor socket for use in dry-care cavity and screed floors for indoor use. Installation housing with pre-marked insertion openings for pipes (M20/M25). Cover adjustable to top edge of floor covering using four height-adjustment supports. The minimum installation depth is 100 mm, the height-adjustment range is + 35 mm. Frame and cover made of stainless steel and visible in the floor covering. The scope of delivery contains a double protective contact socket. Up to two modular data sockets can be installed in the optional mounting support.

UDHOME2 floor socket, with floor covering recess, freely equippable, stainless steel

A2




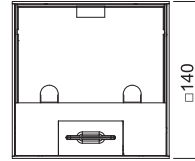
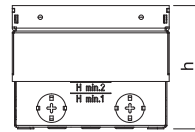
Type	Dim. mm	Floor height mm	Floor covering thickness mm	Pack Piece	Weight kg/100 pc.	Item no.
UDHOME2 GV15	110	110-135	15	1	230.000	7368340

Square floor socket for use in dry-care cavity and screed floors for indoor use. Installation housing with pre-marked insertion openings for pipes (M20/M25). Cover adjustable to top edge of floor covering using four height-adjustment supports. The minimum installation depth is 110 mm, the height-adjustment range is + 25 mm. Frame and cover made of stainless steel and visible in the floor covering. Up to 2 modular data sockets can be installed in the optional mounting support.

UDHOME2 floor socket, with floor covering recess, freely equippable, brass

Type	Dim. mm	Floor height mm	Floor covering thickness mm	Pack Piece	Weight kg/100 pc.	Item no.
UDHOME2 GM15	110	110-135	15	1	230.000	7368346

Square floor socket for use in dry-care cavity and screed floors for indoor use. Installation housing with pre-marked insertion openings for pipes (M20/M25). Cover adjustable to top edge of floor covering using four height-adjustment supports. The minimum installation depth is 110 mm, the height-adjustment range is + 25 mm. Frame and cover made of brass and visible in the floor covering. Up to 2 modular data sockets can be installed in the optional mounting support.

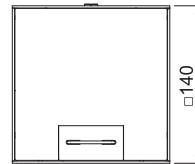
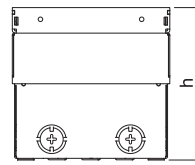


A2

UDHOME2 floor socket, without floor covering recess, freely equippable, stainless steel

Type	Dim. mm	Floor height mm	Pack Piece	Weight kg/100 pc.	Item no.
UDHOME2 GV	100	100-135	1	220.000	7368342

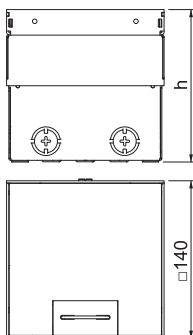
Square floor socket for use in dry-care cavity and screed floors for indoor use. Installation housing with pre-marked insertion openings for pipes (M20/M25). Cover adjustable to top edge of floor covering using four height-adjustment supports. The minimum installation depth is 100 mm, the height-adjustment range is + 35 mm. Frame and cover made of stainless steel and visible in the floor covering. Up to 2 modular data sockets can be installed in the optional mounting support.



UDHOME2 floor sockets for dry care

CuZn
37

UDHOME2 floor socket, without floor covering recess, freely equippable, brass



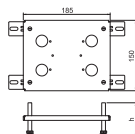
Type	Floor		Pack Piece	Weight kg/100 pc.	Item no.
	Dim. mm	height mm			
UDHOME2 GM	100	100-135	1	216.000	7368348

Square floor socket for use in dry-care cavity and screed floors. Installation housing with pre-marked insertion openings for pipes (M20/M25). Cover adjustable to top edge of floor covering using four height-adjustment supports. The minimum installation depth is 100 mm, the height-adjustment range is + 35 mm. Frame and cover made of brass and visible in the floor covering. Up to 2 modular data sockets can be installed in the optional mounting support.

Accessories for UDHOME2 floor sockets for dry cleaning

St

Height extension for UDHOME-ONE/UDHOME2 floor socket

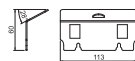


Type	Pack Piece	Weight kg/100 pc.	Item no.

Height-adjustable extension for UDHOME-ONE/UDHOME2 floor socket. Load capacity up to 8 kN. Additional height-adjustment range: 10–60 mm

UDHOME2 data technology support type A

A2




Type	Pack Piece	Weight kg/100 pc.	Item no.

Mounting support to accommodate two data connection modules of type A: AMP TYCO: Standard 110Connect, SL Series 110Connect and Toolless, AMP-Twist; Brand-Rex: unshielded; GG45; TKM RJ MOD; Nexans: LANmark with Adapter-Clip; Siemon CAT6; 3M K6 and K10. Dimensions of a mounting opening in mm: 20.10 x 14.80.

UDHOME2 data technology support type B

A2



Type	Pack Piece	Weight kg/100 pc.	Item no.

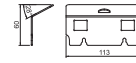
Mounting support to accommodate two data connection modules of type B: E-DAT; Dätwyler: MS and MS-N; Kerpen: VarioKeystone. Dimensions of a mounting opening in mm: 19.35/21.55 x 14.85.

A2

UDHOME2 data technology support type C

Type	Pack	Weight	Item no.
	Piece	kg/100 pc.	
DT UH2 C	1	9.300	7368474

Mounting support to accommodate two data connection modules of type C: Brand-Rex: shielded; EKU: E-Stone; Dätwyler: KS-T, MS-K and KU-T; R&M: Snap-In and Keystone; Rutenbeck: UM and UMflex; SETEC: MKJ, UKJ and XKJ; Simon TERA; Telegärtner: AMJ and UMJ.
Dimensions of a mounting opening in mm: 19.30 x 14.80.

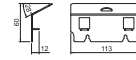


A2

UDHOME2 data technology support type F

Type	Pack	Weight	Item no.
	Piece	kg/100 pc.	
DT UH2 F	1	9.600	7368476

Mounting support to accommodate two data connection modules of type F: Avaya/Systemax: M series.
Dimensions of a mounting opening in mm: 17.40 x 16.60.

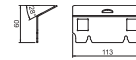


A2

UDHOME2 data technology support type LE

Type	Pack	Weight	Item no.
	Piece	kg/100 pc.	
DT UH2 LE	1	9.300	7368478

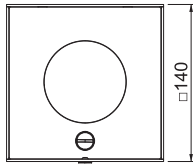
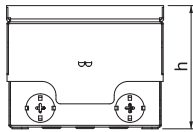

Mounting support to accommodate two data connection modules of type LE: LexCom 125 and 250.
Dimensions of a mounting opening in mm: 18.30 x 17.20.



UDHOME2 floor sockets for wet care

A2

UDHOME2 floor socket, with tube body, double VDE, stainless steel



Type	Dim. mm	Floor height mm	Pack Piece	Weight kg/100 pc.	Item no.
UDHOME2 VT2 V	110	110-135	1	297.000	7368409


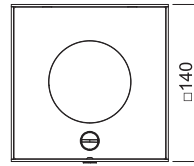
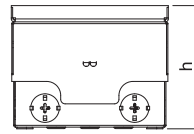
Square floor socket for use in wet-care cavity and screed floors in indoor areas. Cable exit for height-adjustable tube body. Installation housing with pre-marked insertion openings for pipes (M20/M25). Cover adjustable to top edge of floor covering using four height-adjustment supports. The minimum installation depth is 110 mm, the height-adjustment range is + 25 mm.

A2

UDHOME2 floor socket, with tube body, freely equippable, stainless steel

Type	Dim. mm	Floor height mm	Pack Piece	Weight kg/100 pc.	Item no.
UDHOME2 VT2	110	110-135	1	297.000	7427097

Square flush-mount unit for use in dry-cleaned cavity and screed floors. Fitted plug housing with pre-marked insertion openings for pipes (M25). Cover adjustable to top edge of floor covering using four height-adjustment supports. The minimum installation depth is 95 mm, the height-adjustment range + 20 mm. The scope of delivery contains a double socket. Up to two modular data sockets (keystones) can be installed with optional mounting supports.



Accessories for UDHOME2 floor sockets for wet cleaning


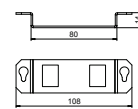
VA

Mounting support, 2 x type A

Type	Pack Piece	Weight kg/100 pc.	Item no.
MTGE2F 2A	1	0.380	7407841

Mounting support to accept two data connection modules of the following types: AMP TYCO: Standard 110Connect, SL Series 110Connect and Toolless, AMP-Twist; Brand-Rex: unshielded; GG45; TKM RJ MOD; Nexans: LANmark with Adapter-Clip; Siemon CAT6; 3M K6 and K10. Dimensions of a mounting opening in mm: 20.10 x 14.80.

Suitable for GE2F installation unit with tube body.



VA

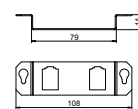
Mounting support, 2 x type B

Type	Pack Piece	Weight kg/100 pc.	Item no.
MTGE2F 2B	1	0.260	7407842

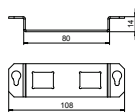

Mounting support to accept two data connection modules of the following types BTR: E-DAT; Dätwyler: MS and MS-N; Kerpen: VarioKeystone.

Dimensions of a mounting opening in mm: 19.35/21.55 x 14.85.

Suitable for GE2F installation unit with tube body.



Mounting support, 2 x type C


Type
MTGE2F 2C


Pack Weight

 Piece kg/100 pc. **Item no.**

 1 0.380 **7407843**

Mounting support to accept two data connection modules of the following types: Brand-Rex: shielded; EKU: E-Stone; Dätwyler: KS-T, MS-K and KU-T module; R&M: Snap-In and Keystone; Rutenbeck: UM and UMflex; SETEC: MKJ, UKJ and XKJ; Siemon TERA; Telegärtner: AMJ and UMJ.
Dimensions of a mounting opening in mm: 19.30 x 14.80.

Suitable for GE2F installation unit with tube body.



Floor boxes UDHOME4 and UDHOME9

The UDHOME4 and UDHOME9 floor boxes are the ideal solution for a wide equipment range and dry-cleaned floor coverings. The floor boxes offer a lot of space for the installation of power, data and multimedia connections and are available in discreet stainless steel and in stylish brass.



Dimensions

Body: 199 mm x 199 mm
Screed height: 95–110 mm
Floor height: 95–125 mm
Optional height extension

UDHOME4

The UDHOME4 can be equipped flexibly with power, data and multimedia technology using 4 support ring devices or 6 Modul 45® devices.

The UDHOME has a height-adjustment range of up to 30 mm and can thus be adjusted to the level of the finished floor.



UDHOME9

The UDHOME9 can be equipped flexibly with power, data and multimedia technology using 9 support ring devices or 12 Modul 45 devices, and is available in stainless steel and brass.

Dimensions

Body: 243 mm x 243 mm
Screed height: 95–110 mm
Floor height: 95–125 mm
Optional height extension

VA


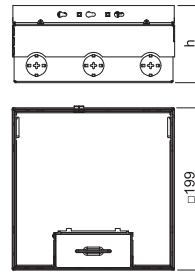
UDHOME4 floor box, with universal support UT3, triple VDE, stainless steel

Type	Dim. mm	Floor height mm	Floor covering thickness mm	Pack Piece	Weight kg/100 pc.	Item no.
UDHOME4 2V V	95	95-125	15	1	380.000	7427200

Square floor box for use in dry-cleaned cavity and screed floors for indoor use. Installation housing with pre-marked insertion openings for pipelines (M25). Cover adjustable to the top edge of the floor covering using four height-adjustment supports. The minimum installation depth is 95 mm, the height-adjustment range + 30 mm.

Surfaces visible in the floor covering made of stainless steel.

The scope of delivery contains two UT3 universal supports, a triple power socket with cover plate and two individual cover plates for accessories with support ring.



VA


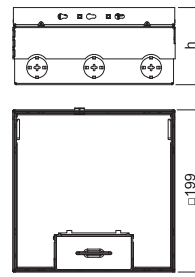
UDHOME4 floor box, with universal support UT3, freely equippable, stainless steel

Type	Dim. mm	Floor height mm	Floor covering thickness mm	Pack Piece	Weight kg/100 pc.	Item no.
UDHOME4 2V UT U	95	95-125	15	1	402.700	7427248

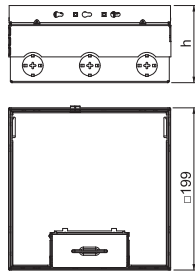

Square floor box for use in dry-cleaned cavity and screed floors for indoor use. Installation housing with pre-marked insertion openings for pipelines (M25). Cover adjustable to the top edge of the floor covering using four height-adjustment supports. The minimum installation depth is 95 mm, the height-adjustment range + 30 mm.

Surfaces visible in the floor covering made of stainless steel.

The scope of delivery contains two universal supports UT3 45 3 for the installation of up to 6 M45 devices.



UDHOME4 floor box, with universal support UT3 45 3, triple VDE, stainless steel



Type	Floor		Floor	Pack	Weight	Item no.
	Dim.	height	covering			
	mm	mm	thickness	Piece	kg/100 pc.	
UDHOME4 2V UT V	95	95-125	15	1	413.000	7427216

Square floor box for use in dry-cleaned cavity and screed floors for indoor use. Installation housing with pre-marked insertion openings for pipelines (M25). Cover adjustable to the top edge of the floor covering using four height-adjustment supports. The minimum installation depth is 95 mm, the height-adjustment range + 30 mm.

Surfaces made of stainless steel and visible in the floor covering.

The scope of delivery contains two universal supports UT3 45 3 and a triple protective contact socket. Up to three additional M45 devices can be installed.

VA


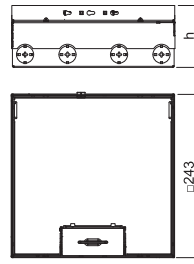
UDHOME9 floor box, two double VDE, stainless steel

Type	Dim. mm	Floor height mm	Floor covering thickness mm	Pack Piece	Weight kg/100 pc.	Item no.
UDHOME9 2V UT V	95	95-125	15	1	520.500	7427300

Square floor box for use in dry-cleaned cavity and screed floors for indoor use. Installation housing with pre-marked insertion openings for pipelines (M25). Cover adjustable to the top edge of the floor covering using four height-adjustment supports. The minimum installation depth is 95 mm, the height-adjustment range + 30 mm.

Surfaces visible in the floor covering made of stainless steel.

The scope of supply contains three universal supports UT4 for installation of Modul 45® devices. One universal support is equipped with two double protective contact sockets in pure white. A further universal support is equipped with two cover plates for standard device installation and the third universal support is equipped with two blanking covers.




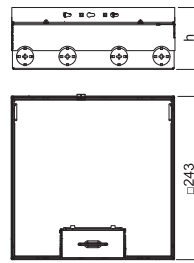
VA

UDHOME9 floor box, freely equippable, stainless steel

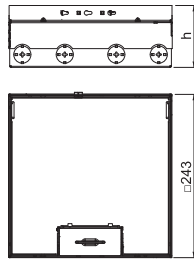

Type	Dim. mm	Floor height mm	Floor covering thickness mm	Pack Piece	Weight kg/100 pc.	Item no.
UDHOME9 2V	95	95-125	15	1	470.000	7427324

Square floor box for use in dry-cleaned cavity and screed floors for indoor use. Installation housing with pre-marked insertion openings for pipelines (M25). Cover adjustable to the top edge of the floor covering using four height-adjustment supports. The minimum installation depth is 95 mm, the height-adjustment range + 30 mm.

Surfaces visible in the floor covering made of stainless steel.



Floor box UDHOME9, two double VDE, stainless steel



Type	Dim. mm	Floor height mm	covering thickness mm	Pack Piece	Weight kg/100 pc.	Item no.
UDHOME9 2V UT45V	95	95-125	15	1	520.000	7427308

Square floor box for use in dry-cleaned cavity and screed floors for indoor use. Installation housing with pre-marked insertion openings for pipelines (M25). Cover adjustable to the top edge of the floor covering using four height-adjustment supports. The minimum installation depth is 95 mm, the height-adjustment range + 30 mm.

Surfaces visible in the floor covering made of stainless steel.

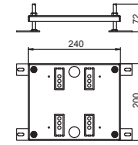
The scope of supply contains three universal supports UT4 45 4 for direct mounting of Modul 45 devices. Of these, one is equipped with two double protective contact sockets in pure white.

St FS

Height extension for UDHOME4 floor box

Type	Height adjustment range mm	Pack Piece	Weight kg/100 pc.	Item no.
HE60 UDHOME4	10-60	1	109.800	7427440

Height-adjustable expansion for UDHOME4 floor box.


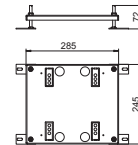


St FS

Height extension for UDHOME9 floor box

Type	Height adjustment range mm	Pack Piece	Weight kg/100 pc.	Item no.
HE60 UDHOME9	10-60	1	145.700	7427444

Height-adjustable expansion for UDHOME9 floor box.



UDHOME floor boxes, brass

CuZn 37


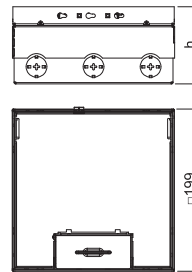
UDHOME4 floor box, with universal support UT3, triple VDE, brass

Type	Dim. mm	Floor height mm	covering thickness mm	Pack Piece	Weight kg/100 pc.	Item no.
UDHOME4 2M V	95	95-125	15	1	388.000	7427204

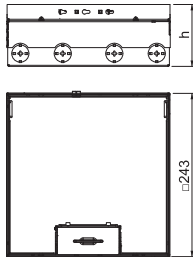

Square floor box for use in dry-cleaned cavity and screed floors for indoor use. Installation housing with pre-marked insertion openings for pipelines (M25). Cover adjustable to the top edge of the floor covering using four height-adjustment supports. The minimum installation depth is 95 mm, the height-adjustment range + 30 mm.

Surfaces visible in the floor covering made of brass.

The scope of delivery contains two UT3 universal supports, a triple power socket with cover plate and two individual cover plates for accessories with support ring.



UDHOME9 floor box, two double VDE, brass



Type	Dim. mm	Floor height mm	Floor covering thickness mm	Pack Piece	Weight kg/100 pc.	Item no.
UDHOME9 2M UT V	95	95-125	15	1	573.000	7427304

Square floor box for use in dry-cleaned cavity and screed floors for indoor use. Installation housing with pre-marked insertion openings for pipelines (M25). Cover adjustable to the top edge of the floor covering using four height-adjustment supports. The minimum installation depth is 95 mm, the height-adjustment range + 30 mm.

Surfaces visible in the floor covering made of brass.

The scope of supply contains three universal supports UT4 for installation of Modul 45® devices. One universal support is equipped with two double protective contact sockets in pure white. A further universal support is equipped with two cover plates for standard device installation and the third universal support is equipped with two blanking covers.



MODULAR

GES R2 floor sockets



IP
66



- Available with hinged cover, tube body or blanking lid with high-quality coating in old copper, antique brass, nickel-oxidized or graphite black.
- Modular design for different application conditions.
- Installation room for 2 sockets and 2 data modules.
- IP66-certified when closed.




Zn N

Service outlet with hinged cover and locking slider, GES R2, nickel

Type	Pack Piece	Weight kg/100 pc.	Item no.
GES R2 Ni	1	58.500	7408850

Service outlet with hinged cover and locking slider for GES R2 floor socket for direct installation in the MT R2 installation socket.
When closed, the floor socket can be wet-cleaned.




Zn CuZn 37

Service outlet with hinged cover and locking slider, GES R2, old brass

Type	Pack Piece	Weight kg/100 pc.	Item no.
GES R2 CuZn	1	58.500	7408852

Service outlet with hinged cover and locking slider for GES R2 floor socket for direct installation in the MT R2 installation socket.
When closed, the floor socket can be wet-cleaned.

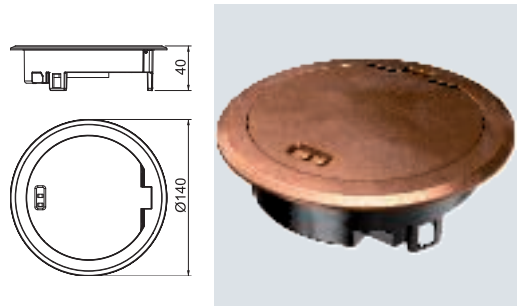


Zn Cu

Service outlet with hinged cover and locking slider, GES R2, old copper

Type	Pack Piece	Weight kg/100 pc.	Item no.
GES R2 Cu	1	58.500	7408854

Service outlet with hinged cover and locking slider for GES R2 floor socket for direct installation in the MT R2 installation socket.
When closed, the floor socket can be wet-cleaned.

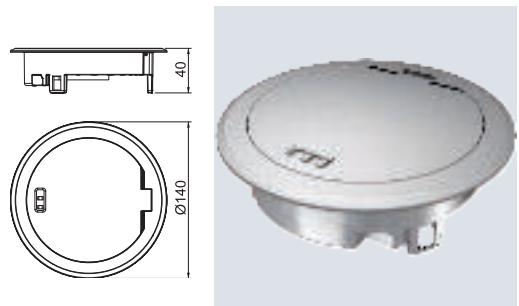


Zn

Service outlet with hinged cover and locking slider, GES R2, chrome

Type	Pack Piece	Weight kg/100 pc.	Item no.
GES R2 Cr	1	58.500	7408856

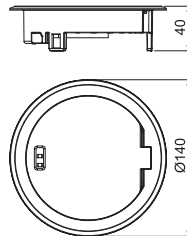
Service outlet with hinged cover and locking slider for GES R2 floor socket for direct installation in the MT R2 installation socket.
When closed, the floor socket can be wet-cleaned.



GES R2 floor socket with locking slider

Zn P

Service outlet with hinged cover and locking slider, GES R2, deep black

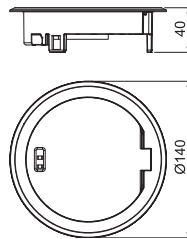


Type	Pack Piece	Weight kg/100 pc.	Item no.
GES R2 KP	1	66.200	7408847

Service outlet with hinged cover and locking slider for GES R2 floor socket for direct installation in the MT R2 installation socket.
When closed, the floor socket can be wet-cleaned.

Service outlet with hinged cover and locking slider, GES R2, nickel-oxidised

Zn



Type	Pack Piece	Weight kg/100 pc.	Item no.
GES R2 Ni-O	1	58.500	7408849

Service outlet with hinged cover and locking slider for GES R2 floor socket for direct installation in the MT R2 installation socket.
When closed, the floor socket can be wet-cleaned.




Zn N

Service outlet with tube body with handle clamp, GES R2, nickel

Type	Pack Piece	Weight kg/100 pc.	Item no.
GES R2T Ni	1	114.100	7408860

Service outlet with tube body and handle clamp for GES R2 floor socket for direct installation in the MT R2 installation socket for indoor use.
The tube body fulfils the requirements of EN 50085-2-2 for wet-cleaned floors, also when in use.

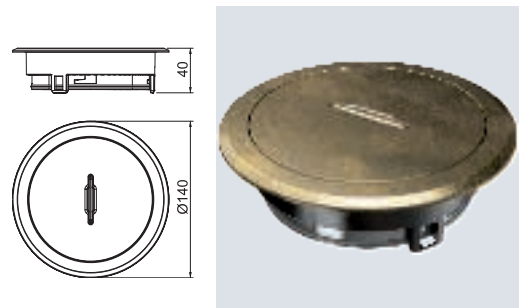


Zn CuZn 37

Service outlet with tube body with handle clamp, GES R2, old brass

Type	Pack Piece	Weight kg/100 pc.	Item no.
GES R2T CuZn	1	114.100	7408862

Service outlet with tube body and handle clamp for GES R2 floor socket for direct installation in the MT R2 installation socket for indoor use.
The tube body fulfils the requirements of EN 50085-2-2 for wet-cleaned floors, also when in use.

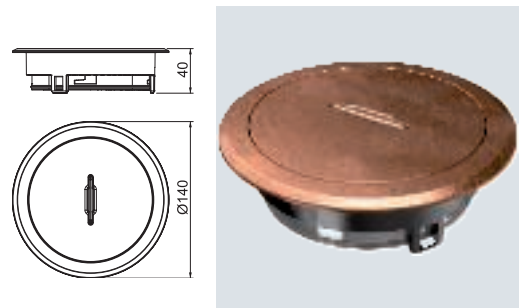


Zn Cu

Service outlet with tube body with handle clamp, GES R2, old copper

Type	Pack Piece	Weight kg/100 pc.	Item no.
GES R2T Cu	1	114.100	7408864

Service outlet with tube body and handle clamp for GES R2 floor socket for direct installation in the MT R2 installation socket for indoor use.
The tube body fulfils the requirements of EN 50085-2-2 for wet-cleaned floors, also when in use.




Zn

Service outlet with tube body with handle clamp, GES R2, chrome

Type	Pack Piece	Weight kg/100 pc.	Item no.
GES R2T Cr	1	114.100	7408866

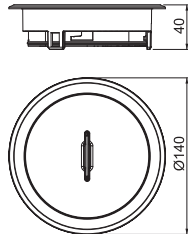
Service outlet with tube body and handle clamp for GES R2 floor socket for direct installation in the MT R2 installation socket for indoor use.
The tube body fulfils the requirements of EN 50085-2-2 for wet-cleaned floors, also when in use.



GES R2 floor socket with handle clamp

Service outlet with tube body and handle clamp, GES R2, deep black

Zn P

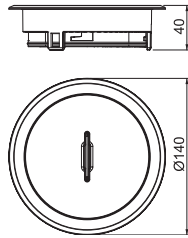


Type	Pack Piece	Weight kg/100 pc.	Item no.
GES R2T KP	1	107.000	7408857

Service outlet with tube body and handle clamp for GES R2 floor socket for direct installation in the MT R2 installation socket for indoor use. The tube body fulfils the requirements of EN 50085-2-2 for wet-cleaned floors, also when in use.

Service outlet with tube body and handle clamp, GES R2, nickel-oxidised

Zn



Type	Pack Piece	Weight kg/100 pc.	Item no.
GES R2T Ni-O	1	107.000	7408859

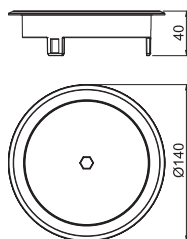
Service outlet with tube body and handle clamp for GES R2 floor socket for direct installation in the MT R2 installation socket for indoor use. The tube body fulfils the requirements of EN 50085-2-2 for wet-cleaned floors, also when in use.

Zn N

Service outlet with blanking cover and Allen slot, GES R2, nickel

Type	Pack Piece	Weight kg/100 pc.	Item no.
GES R2B Ni	1	58.200	7408870

Service outlet with blanking cover and Allen slot for GES R2 floor socket for direct installation in the MT R2 installation socket in indoor areas.
The cover version can be used as a cable outlet.
When closed, the floor socket can be wet-cleaned.

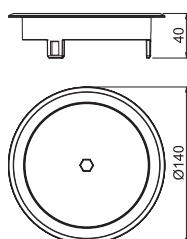


Zn CuZn 37

Service outlet with blanking cover and Allen slot, GES R2, old brass

Type	Pack Piece	Weight kg/100 pc.	Item no.
GES R2B CuZn	1	58.200	7408872

Service outlet with blanking cover and Allen slot for GES R2 floor socket for direct installation in the MT R2 installation socket in indoor areas.
The cover version can be used as a cable outlet.
When closed, the floor socket can be wet-cleaned.

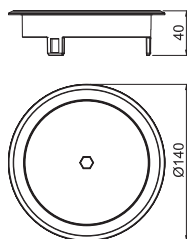


Zn Cu

Service outlet with blanking cover and Allen slot, GES R2, old copper

Type	Pack Piece	Weight kg/100 pc.	Item no.
GES R2B Cu	1	58.200	7408874

Service outlet with blanking cover and Allen slot for GES R2 floor socket for direct installation in the MT R2 installation socket in indoor areas.
The cover version can be used as a cable outlet.
When closed, the floor socket can be wet-cleaned.

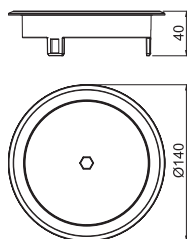


Zn

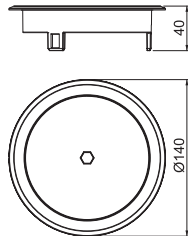
Service outlet with blanking cover and Allen slot, GES R2, chrome

Type	Pack Piece	Weight kg/100 pc.	Item no.
GES R2B Cr	1	58.200	7408876

Service outlet with blanking cover and Allen slot for GES R2 floor socket for direct installation in the MT R2 installation socket in indoor areas.
The cover version can be used as a cable outlet.
When closed, the floor socket can be wet-cleaned.



Service outlet with blanking cover and Allen slot, GES R2, nickel-oxidised



Type	Pack Piece	Weight kg/100 pc.	Item no.
GES R2B Ni-O	1	58.200	7408869

Service outlet with blanking cover and Allen slot for GES R2 floor socket for direct installation in the MT R2 installation socket in indoor areas.
 The cover version can be used as a cable outlet.
 When closed, the floor socket can be wet-cleaned.

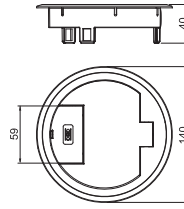


PA

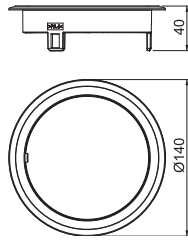
Service outlet with hinged cover and cord outlet, GES R2

Type	Colour	Pack Piece	Weight kg/100 pc.	Item no.
GES R2 9011	Graphite black	1	8.800	7405084
GES R2 7011	Iron grey	1	8.800	7405082

Service outlet with hinged cover and cord outlet for GES R2 floor socket for direct installation in the MT R2 installation socket.
For use in dry-cleaned floors for indoor use.




Service outlet with blanking cover and opening contour, GES R2



Type	Colour	Pack Piece	Weight kg/100 pc.	Item no.
GES R2B 7011	Iron grey	1	8.150	7405086
GES R2B 9011	Graphite black	1	8.150	7405088

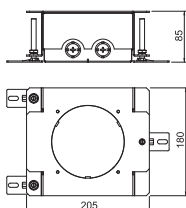
Service outlet with blanking cover and cord outlet for GES R2 floor socket for direct installation in the MT R2 installation socket.
For use in dry-cleaned floors for indoor use.





Screed box for GES R2

St FS



Type	Screed height	Installation diameter	Pack Piece	Weight kg/100 pc.	Item no.
	mm				
UD GES R2	85-130	122	1	218.000	7428526

Height-adjustable screed box for the installation of the installation socket of the GES R2 floor socket.
With 2x2 insertion openings for installation pipes (M20/M25).

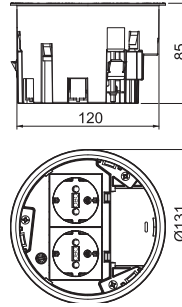
PA

Installation socket, double, VDE

Type	Installation depth mm	Installation diameter	Pack Piece	Weight kg/100 pc.	Item no.
MT R2 VDE	85	122	1	26.800	7408832

Installation socket for GES R2 floor socket for mounting in UD GES R2 screed box and in raised floor plates with an installation opening diameter of 122 mm.

The scope of delivery contains a double protective contact socket (VDE). Up to two modular data sockets (Keystones) can be installed with optional mounting plate.



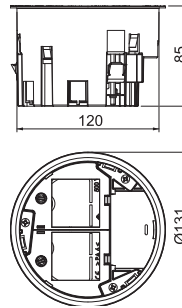
PA

Installation socket, 1+1 empty

Type	Installation depth mm	Installation diameter	Pack Piece	Weight kg/100 pc.	Item no.
MT R2 1-1	85	122	1	19.800	7408838

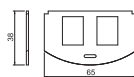
Installation socket for GES R2 floor socket for mounting in UD GES R2 screed box and in raised floor plates with an installation opening diameter of 122 mm.

The scope of supply contains a partition and two cover plates for the installation of individual Modul 45 devices. Up to two modular data sockets (Keystones) can be installed with optional mounting plate.



Mounting plate for data technology, type A

VA



Type

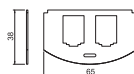
MP R2 2A

Pack Piece	Weight kg/100 pc.	Item no.
1	1.960	7408802

Mounting plate to accept two data connection modules of the following types: AMP TYCO: Standard 110Connect, SL Series 110Connect and Toolless, AMP-Twist; Brand-Rex: unshielded; GG45; TKM RJ MOD; Nexans: LAN-mark with Adapter-Clip; Siemon CAT6; 3M K6 and K10.
Dimensions of a mounting opening in mm: 20.10 x 14.80.

Mounting plate for data technology, type B

VA



Type

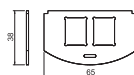
MP R2 2B

Pack Piece	Weight kg/100 pc.	Item no.
1	1.940	7408804

Mounting plate to accept two connection modules for data connection modules of the following types BTR: E-DAT; Dätwyler: MS and MS-N; Kerpen: VarioKeystone.
Dimensions of a mounting opening in mm: 19.35/21.55 x 14.85.

Mounting plate for data technology, type C

VA



Type

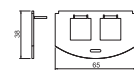
MP R2 2C

Pack Piece	Weight kg/100 pc.	Item no.
1	1.950	7408806

Mounting plate to accept two data connection modules of the following types: Brand-Rex: shielded; EKU: E-Stone; Dätwyler: KS-T, MS-K and KU-T module; R&M: Snap-In and Keystone; Rutenbeck: UM and UMflex; SETEC: MKJ, UKJ and XKJ; Siemon TERA; Telegärtner: AMJ and UMJ.
Dimensions of a mounting opening in mm: 19.30 x 14.80.

Mounting plate for data technology, type F

VA



Type

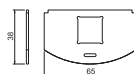
MP R2 2F

Pack Piece	Weight kg/100 pc.	Item no.
1	2.190	7408808

Mounting plate to accept two data connection modules, type Avaya/Systemax: M series.
Dimensions of a mounting opening in mm: 17.40 x 16.60.

Mounting plate for data technology, type LE

VA




Type


MP R2 LE

Pack Piece	Weight kg/100 pc.	Item no.
1	2.250	7408810

Mounting support to accept two data connection modules of the following types: LexCom 125 and 250.
Dimensions of a mounting opening in mm: 18.30 x 17.20.



Installation housing and support



Installation housing and support



Universal support

252



Module support

260



Installation principle, universal support

The type of cover plate determines which installation devices can be inserted in the universal support and which device distribution is possible. When specifying the device equipment, the different sizes and combination options of the cover plates in the universal support must be taken into account.

Universal support UT3

1. Combination with two cover plates 1/2 division (2x 82.5 mm)
2. Combination of cover plates with 1/3 and 2/3 division (61 mm + 104 mm)
3. Cover plate with 3/3 division (165 mm)

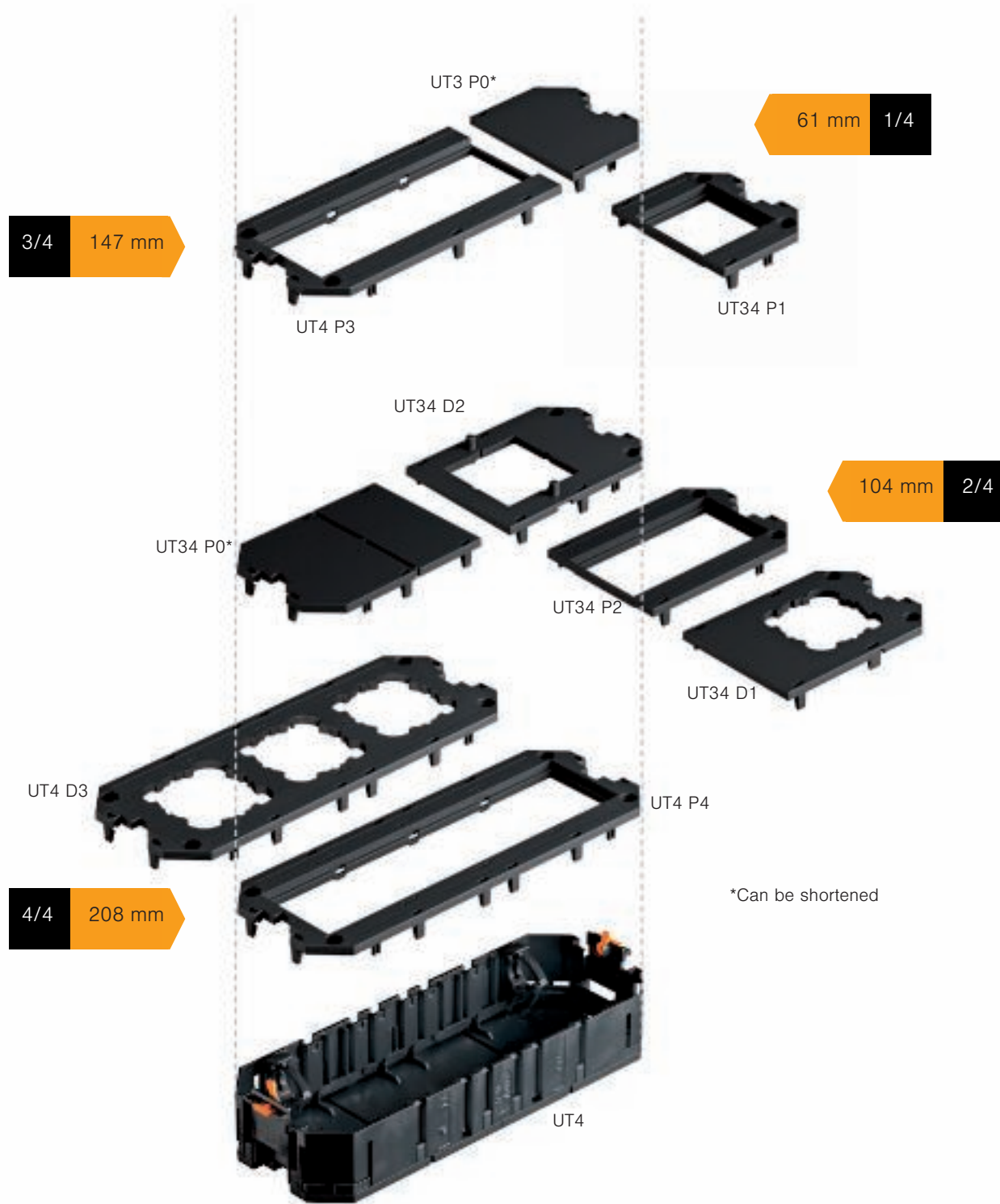


The cover plates UT3 P0 and UT34 P0 can be shortened for different installation dimensions. They can thus be used in a variable manner, making storage simpler and more efficient.




Universal support UT4

1. Combination of cover plates with 1/4 and 3/4 division (61 mm + 147 mm)
2. Combination with two cover plates 2/4 division (2 x 104 mm)
3. Cover plate with 4/4 division (208 mm)



Thought-through

The UT3 & UT4 universal supports



Mounting without tools

Removable floor plates

Support frame with innovative turn buckle

Modular structure and flexibly equipped: The universal supports for underfloor systems. The compact OBO Modul 45® installation devices, as well as standard installation devices with a 50 mm central plate, are suitable for installation. Sockets, data technology and multimedia elements can be combined in any number of ways in the universal support.



Installation in only a few steps – the universal support is fixed with the innovative turn buckle in the locking ladder of an installation device or a cassette.

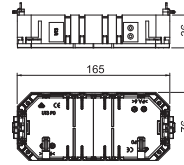
PA

UT3 universal support, without cover plate, system length 165 mm

Type	Length mm	Width mm	Height mm	Pack Piece	Weight kg/100 pc.	Item no.
UT3	165	76	36	1	7.300	7408721

Universal support with two strain reliefs for electrical installations in device installation units of nominal sizes 2, R4, 4, 6 and R7 in indoor areas.

Cover plates and accessories should be ordered separately.

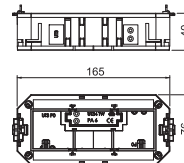


PA

UT3 universal support, with cover plate for Modul 45® devices, system length 165 mm

Type	Length mm	Width mm	Height mm	Pack Piece	Weight kg/100 pc.	Item no.
UT3 45 3	165	76	40	1	10.600	7408723

Universal support with two strain reliefs, mounting bridges, partition and cover plate UT3 P3 for the installation 3 of Modul 45 devices in device installation units of the nominal sizes 2, R4, 4 and R7.



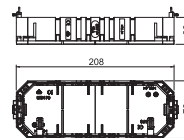
PA

UT4 universal support, without cover plate, system length 208 mm

Type	Length mm	Width mm	Height mm	Pack Piece	Weight kg/100 pc.	Item no.
UT4	208	76	36	1	10.600	7408725

Universal support with two strain reliefs for electrical installation in device installation units of nominal sizes R7, R9 and 9.

Cover plates and accessories should be ordered separately.



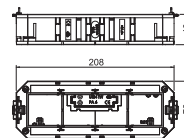
PA

UT4 universal support, with cover plate for Modul 45® devices, system length 208 mm

Type	Length mm	Width mm	Height mm	Pack Piece	Weight kg/100 pc.	Item no.
UT4 45 4	208	76	40	1	13.500	7408727

Universal support with two strain reliefs, mounting bridges, partition and UT4 P4 cover plate for installation of 4 Modul 45 devices in device installation units of nominal sizes R7, R9 and 9.

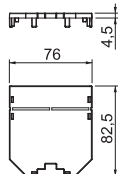

Universal support with two strain reliefs, partition and UT 4 P4 cover plate for installation of 4 Modul 45 devices in OKB IT device supports.



Covers

Cover plate for universal support UT3, blank

PA

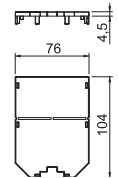



Type	Length mm	Installation technology	Division in UT3	Division in UT4	Pack Piece	Weight kg/100 pc.	Item no.
UT3 P0	82.5	Grid M45	1/2		10	1.600	7408743

Cover plate, blank, for closing off unused installation space of the UT3 universal support.
Plate can be reduced to 61 mm are required.

Cover plate for universal support UT3 and UT4, blank

PA

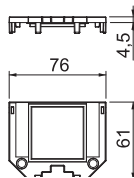


Type	Length mm	Installation technology	Division in UT3	Division in UT4	Pack Piece	Weight kg/100 pc.	Item no.
UT34 P0	104	Grid M45	2/3	2/4	10	2.000	7408745

Cover plate, blank, for closing off unused installation space of the UT3 and UT4 universal support.
Plate can be reduced to 61 mm as required.

Cover plate for universal support UT3 and UT4, Modul 45® installation opening

PA

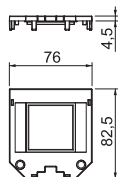


Type	Length mm	Installation technology	Division in UT3	Division in UT4	Pack Piece	Weight kg/100 pc.	Item no.
UT34 P1	61	Grid M45	1/3	1/4	10	0.916	7408771

Cover plate for the installation of 1 Modul 45.

Cover plate for universal support UT3, Modul 45® installation opening

PA

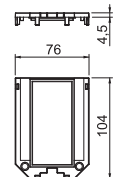


Type	Length mm	Installation technology	Division in UT3	Division in UT4	Pack Piece	Weight kg/100 pc.	Item no.
UT3 P1	82.5	Grid M45	1/2		10	1.314	7408751

Cover plate for the installation of 1 Modul 45.

Cover plate for universal support UT3 and UT4, Modul 45® installation opening

PA



Type	Length mm	Installation technology	Division in UT3	Division in UT4	Pack Piece	Weight kg/100 pc.	Item no.
UT34 P2	104	Grid M45	2/3	2/4	10	1.320	7408773

Cover plate for the installation of 2 Modul 45.

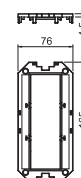
PA

Cover plate for universal support UT3, Modul 45® installation opening

Type	Length mm	Installation technology	Division in UT3	Pack Piece	Weight kg/100 pc.	Item no.
UT3 P3	165	Grid M45	1/1	10	2.300	7408753

Cover plate for the installation of 3 Modul 45.

UT34T mounting bridge for the installation of individual devices or socket combinations must be ordered separately.

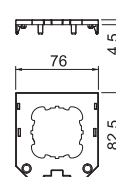


PA

Cover plate for universal support UT3, round installation opening for EKR device

Type	Length mm	Installation technology	Division in UT3	Pack Piece	Weight kg/100 pc.	Item no.
UT3 D1	82.5	50 mm central plate	1/2	10	1.183	7408781

Cover plate for the installation of 1 installation device with 50 mm central plate.


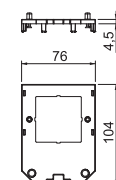


PA

Cover plate for universal support UT3 and UT4, with installation opening for EKR device, with screw fastening

Type	Length mm	Installation technology	Division in UT3	Division in UT4	Pack Piece	Weight kg/100 pc.	Item no.
UT34 D2	104	50 mm central plate	2/3	2/4	10	2.200	7408785

Cover plate for the installation of 1 installation device with 50 mm central plate.



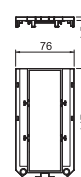
PA

Cover plate for universal support UT4, Modul 45® installation opening

Type	Length mm	Installation technology	Division in UT4	Pack Piece	Weight kg/100 pc.	Item no.
UT4 P3	147	Grid M45	3/4	10	1.800	7408761

Cover plate for the installation of 3 Modul 45.

UT34T mounting bridge for the installation of individual devices or socket combinations must be ordered separately.



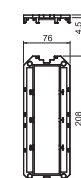
PA

Cover plate for universal support UT4, Modul 45® installation opening

Type	Length mm	Installation technology	Division in UT4	Pack Piece	Weight kg/100 pc.	Item no.
UT4 P4	208	Grid M45	1/1	10	3.100	7408763

Cover plate for the installation of 4 Modul 45

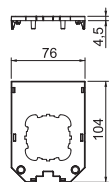
Mounting bridge UT34T for the installation of individual devices or socket combinations should be ordered separately.



Covers

Cover plate for universal support UT4, round installation opening for EKR device

PA

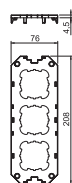


Type	Length mm	Installation technology	Division in UT3	Division in UT4	Pack Piece	Weight kg/100 pc.	Item no.
UT34 D1	104	50 mm central plate	2/3	2/4	10	1.609	7408783

Cover plate for the installation of 1 installation device with 50 mm central plate.

Cover plate for universal support UT4, with installation openings for 3 EK devices

PA



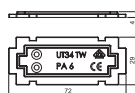
Type	Length mm	Installation technology	Division in UT4	Pack Piece	Weight kg/100 pc.	Item no.
UT4 D3	208	50 mm central plate	1/1	10	2.780	7408789

Cover plate for the installation of 3 installation devices with 50 mm central plate

Accessories for universal support

Partition

PA

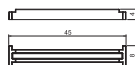


Type	Pack Piece	Weight kg/100 pc.	Item no.
UT34 TW	10	0.500	7408796

Partition for universal support to separate current types and circuits.

Mounting bridge

PA

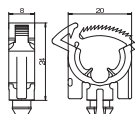


Type	Pack Piece	Weight kg/100 pc.	Item no.
UT34 T	10	0.100	7408794

Mounting bridge for installation between Modul45 devices in triple and 4x cover plates.

Strain relief

PA



Type	Pack Piece	Weight kg/100 pc.	Item no.
ZE2 3	10	1.400	7408650

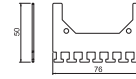
Strain relief for use in universal support cover plates, in mounting boxes, module supports and T4L and T8NL Teli-tanks, for standard strain relief of inserted cables.

St FS

Strain relief for data technology

Type	Colour	Pack Piece	Weight kg/100 pc.	Item no.
UT ZE	Jet black	1	2.500	7407851

For mounting on UT3 and UT4 universal supports when using Modul 45 data technology as strain relief of data connection cables.


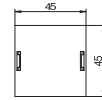


PA

Blanking cover for Modul 45® installation opening

Type	Pack Piece	Weight kg/100 pc.	Item no.
LP 45	10	0.424	7407584

Blanking cover for closing off a square Modul 45 mounting opening in a mounting box cover plate.


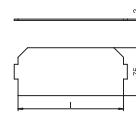


PVC

Blanking cover for service outlets and cassettes

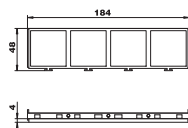

Type	Length mm	Pack Piece	Weight kg/100 pc.	Item no.
LPA GB2	165	1	2.550	7407588
LPA GB3	208	1	3.950	7407592

To close an unused installation slot for a universal support in a service outlet or a cassette.



Installation frame for four single Modul 45® devices

PC/ABS

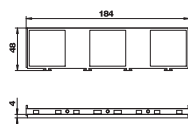
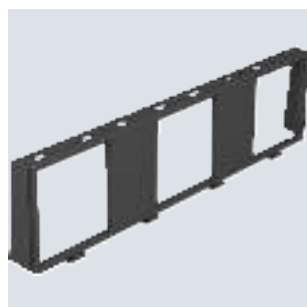


Type	Material	Pack	Weight	Item no.
		Piece	kg/100 pc.	
MT45V 4	PC/ABS	5	1.200	7408670

For the installation of 4 individual Modul 45 devices for System 55 service outlet with mounting support for vertical installation of Modul 45 devices. The installation frame is designed for use with 0° sockets (normal installation position, contact openings on right and left) and their use in conjunction with straight connectors (not angled connectors).

Installation frame for three single Modul 45® devices

PC/ABS

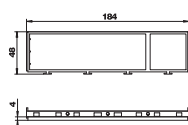
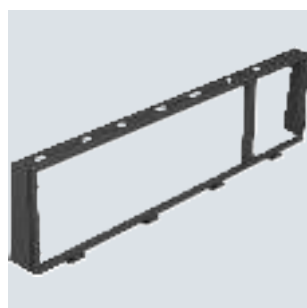


Type	Material	Pack	Weight	Item no.
		Piece	kg/100 pc.	
MT45V 3	PC/ABS	5	1.173	7408672

For the installation of 3 individual Modul 45 devices for System 55 service outlet with mounting support for vertical installation of Modul 45 devices. The installation frame is designed for use with 0° sockets (mounting direction turned through 90°, contact openings at top and bottom) and their use in conjunction with angled and straight connectors.

Installation frame for combination of 3x and 1x Modul 45® devices

PC/ABS



Type	Material	Pack	Weight	Item no.
		Piece	kg/100 pc.	
MT45V 3+1	PC/ABS	5	0.900	7408680

For the installation of a combination of triple and single Modul 45 sockets for System 55 service outlets with mounting support for vertical installation of Modul 45 devices. The installation frame is designed for use with 0° sockets for straight connectors (not angled connectors).

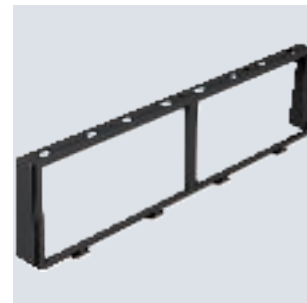
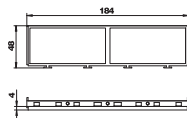
System 55 installation frame, screed height 55 mm

PC/
ABS

Installation frame for combination of 2x and 2x Modul 45® devices

Type	Material	Pack Piece	Weight kg/100 pc.	Item no.
MT45V 2+2	PC/ABS	5	0.900	7408682

For the installation of a combination of double and double Modul 45 sockets for System 55 service outlets with mounting support for vertical installation of Modul 45 devices. The installation frame is designed for use with 0° sockets for straight connectors (not angled connectors).




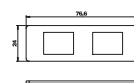
System 55 mounting plates, screed height 55 mm

VA

Mounting plate 2 x data socket type A for System 55

Type	Pack Piece	Weight kg/100 pc.	Item no.
MPMT45 2A	1	1.430	7408701

Mounting plate to accept two connection sockets for data technology of the following types: AMP TYCO: Standard 110Connect, SL Series 110Connect and Toolless, AMP-Twist; Brand-Rex: unshielded module; GG45; TKM RJ MOD; Nexans: LANmark module with Adapter-Clip; Siemon CAT6; 3M K6 and K10.
Dimensions of a mounting opening in mm: 20.10 x 14.80.


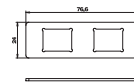


VA

Mounting plate 2 x data socket type C for System 55

Type	Pack Piece	Weight kg/100 pc.	Item no.
MPMT45 2C	1	1.440	7408705

Mounting plate to accept two connection sockets for data technology of the following types: Brand-Rex: shielded module; EKU: E-Stone module; Dätwyler: KS-T, MS-K and KU-T module; R&M: Snap-In and Keystone module; Rutenbeck: UM and UMflex module; SETEC: MKJ, UKJ and XKJ module; Siemon TERA; Telegärtner: AMJ and UMJ module.
Dimensions of a mounting opening in mm: 19.30 x 14.80.



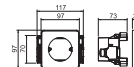
Device installation solutions for standard installation devices

PA

Accessory mounting box for CEE installation, type 71GDCEE 16 A/32 A

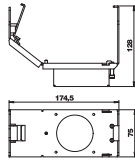
Type	Pack Piece	Weight kg/100 pc.	Item no.
71GDCEE	1	13.700	6288635

Accessory mounting box for installation of a 5-pole CEE socket, 16 A or 32 A, with four-point fastening track 60 x 60 mm or 70 x 70 mm; with external strain relief for jacketed cables of up to Ø 18 mm; with eccentric lock for quick, screwless fastening.



Device support for CEE installation, system length 165 mm, without CEE

St FS

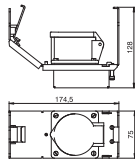


Type	Pack Piece	Weight kg/100 pc.	Item no.

Device support of nominal size 2 for the installation of a CEE plug connection 16 A or 32 A for installation in service outlets and cassettes of nominal size 2, 4, 6 and R7. Device support with protective housing and strain relief. Required minimum installation depth: 190 mm when using a straight connector and 160 mm when an angled connector is used.

Device support for CEE installation, system length 165 mm, with CEE

St FS

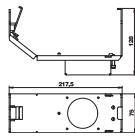


Type	Pack Piece	Weight kg/100 pc.	Item no.

Device support of nominal size 2 with a CEE plug connection 16 A for installation in service outlets and cassettes of nominal size 2, 4, 6 and R7. Device support with protective housing and strain relief. Required minimum installation depth: 190 mm when using a straight connector and 160 mm when an angled connector is used.

Device support for CEE installation, system length 208 mm, without CEE

St FS

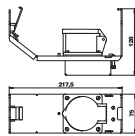


Type	Pack Piece	Weight kg/100 pc.	Item no.

Device support of nominal size 3 for the installation of a CEE plug connection 16 A or 32 A for installation in service outlets and cassettes of nominal size R7, 9 and R9. Device support with protective housing and strain relief. Required minimum installation depth: 190 mm when using a straight connector and 160 mm when an angled connector is used.

Device support for CEE installation, system length 208 mm, with CEE


St FS



Type	Pack Piece	Weight kg/100 pc.	Item no.

Device support of nominal size 3 with a CEE plug connection 16 A for installation in service outlets and cassettes of nominal sizes R7, 9 and R9. Device support with protective housing and strain relief. Required minimum installation depth: 190 mm when using a straight connector and 160 mm when an angled connector is used.





Modul 45connect®

Plug-in installation solutions for device installation trunking and service poles

As continuously connectable installation technology, the Modul 45connect® range for device installation trunking and service poles offers the highest level of flexibility, security and cost-efficiency.

From energy distribution through to device connection in the trunking, the system offers all the required installation components.




Fast installation without the need for tools, using Modul 45connect®



Safe installation through encoded connection technology



Direct mounting in the trunking – without additional components



Rapid 45



Rapid 80



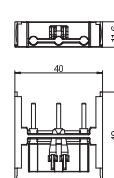
Service poles

PA

Modul 45connect® connector

Type	Colour	Pack Piece	Weight kg/100 pc.	Item no.
VB-SKS S	Black	10	0.590	6117198

Connection adapter for combining STD-D0C / STD-D3C or STD-F0C / STD-F3C sockets.











Sockets, switches, data and multimedia technology



Sockets, switches, data and multimedia technology

	Sockets	268
	Accessories, sockets	274
	Switch	276
	Data technology support	280
	Data technology modules	286
	Multimedia technology	288





Modul 45[®] Devices

With their dimensions of 45 x 45 mm, the Modul 45[®] devices from OBO Bettermann are compact and space-saving. For this reason, the sockets, data and multimedia technology connections are ideal for use in underfloor systems, device installation trunking and service poles. The Modul 45[®] system makes optimum use of limited installation space.

The advantages of Modul 45[®] at a glance:

- Space savings thanks to compact design
- Modular structure
- Quick and easy planning
- Simple mounting
- High efficiency due to time and cost savings
- Wide range of application options
- Easy exchangeability



Installation in floor boxes




Installation in
device installation trunking



Installation in
service poles

0° socket, protective contact, single




Type	STD-D0 RW1	STD-D0 ROR1	STD-D0 MZGN1	STD-D0 SRO1	STD-D0 SWGR1	STD-D0 AL1
Colour	Pure white	Pure orange	Mint green	Signal red	Black-grey	Aluminium-painted
Pack Piece	1	1	1	1	1	1
Weight kg/100 pc.	4.200	4.200	4.200	4.200	4.200	4.200
Item no.	6120008	6120010	6120012	6120014	6120016	6120018

PC Polycarbonate

Power socket, single 0°, with increased touch protection with screwless terminals, 2-pin, 16 A, 250 V~, with connection terminals to IEC 60884-1.

0° socket, protective contact, double




Type	STD-D0 RW2	STD-D0 ROR2	STD-D0 MZGN2	STD-D0 SRO2	STD-D0 SWGR2	STD-D0 AL2
Colour	Pure white	Pure orange	Mint green	Signal red	Black-grey	Aluminium-painted
Pack Piece	1	1	1	1	1	1
Weight kg/100 pc.	8.000	8.000	8.000	8.000	8.000	8.000
Item no.	6120022	6120024	6120026	6120028	6120030	6120032

PC Polycarbonate

Power socket, double 0°, with increased touch protection with screwless terminals, 2-pin, 16 A, 250 V~, with connection terminals to IEC 60884-1.

0° socket, protective contact, triple



Type	STD-D0 RW3	STD-D0 ROR3	STD-D0 MZGN3	STD-D0 SRO3	STD-D0 SWGR3	STD-D0 AL3
Colour	Pure white	Pure orange	Mint green	Signal red	Black-grey	Aluminium-painted
Pack Piece	1	1	1	1	1	1
Weight kg/100 pc.	12.200	12.200	12.200	12.200	12.200	12.200
Item no.	6120042	6120044	6120046	6120048	6120050	6120052

PC Polycarbonate

Power socket, triple 0°, with increased touch protection with screwless terminals, 2-pin, 16 A, 250 V~, with connection terminals to IEC 60884-1.

With protective contact

0° socket, protective contact, encoded version, single

Type	STD-D0K SRO1
Colour	Signal red
Pack Piece	1
Weight kg/100 pc.	4.200
Item no.	6120292

PC Polycarbonate

Protective contact socket Single 0°, encoded version, with increased touch protection, with screwless terminals, 2-pin, 16 A, 250 V~, with connection terminals according to IEC 60884-1.

The socket can only be used in connection with an encoding pin of type CST-STD.

Note: The encoding pin is not contained in the scope of supply.

0° socket, protective contact, encoded version, double

Type	STD-D0K SRO2
Colour	Signal red
Pack Piece	1
Weight kg/100 pc.	8.000
Item no.	6120294

PC Polycarbonate

Protective contact socket Double 0°, encoded version, with increased touch protection, with screwless terminals, 2-pin, 16 A, 250 V~, with connection terminals according to IEC 60884-1.

The socket can only be used in connection with an encoding pin of type CST-STD.

Note: The encoding pin is not contained in the scope of supply.

0° socket, protective contact, encoded version, triple

Type	STD-D0K SRO3
Colour	Signal red
Pack Piece	1
Weight kg/100 pc.	12.200
Item no.	6120296

PC Polycarbonate

Protective contact socket Triple 0°, encoded version, with increased touch protection, with screwless terminals, 2-pin, 16 A, 250 V~, with connection terminals according to IEC 60884-1.

The socket can only be used in connection with an encoding pin of type CST-STD.

Note: The encoding pin is not contained in the scope of supply.

33° socket, protective contact, single

	Type	STD-D3S RW1	STD-D3S ROR1	STD-D3S MZGN1	STD-D3S SRO1	STD-D3S SWGR1
Colour	Pure white	Pure orange	Mint green	Signal red	Black-grey	Aluminium-painted
Pack Piece	1	1	1	1	1	1
Weight kg/100 pc.	4.000	4.000	4.000	4.000	4.000	4.000
Item no.	6120073	6120075	6120077	6120079	6120081	6120083
<p>PC Polycarbonate</p> <p>Protective contact socket single 33°, with increased touch protection, with screwless terminals, 2-pin, 16 A, 250 V~, with connection terminals to IEC 60884-1.</p>						

Protective contact socket, 33°, single

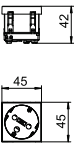

	Type	STD-D3S RW2	STD-D3S ROR2	STD-D3S MZGN2	STD-D3S SRO2	STD-D3S SWGR2
Colour	Pure white	Pure orange	Mint green	Signal red	Black-grey	Aluminium-painted
Pack Piece	1	1	1	1	1	1
Weight kg/100 pc.	7.700	7.700	7.700	7.700	7.700	7.700
Item no.	6120103	6120105	6120107	6120109	6120111	6120114
<p>PC Polycarbonate</p> <p>Protective contact socket double 33°, with increased touch protection, with screwless terminals, 2-pin, 16 A, 250 V~, with connection terminals to IEC 60884-1.</p>						

33° socket, protective contact, triple

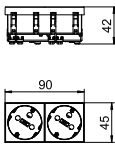

	Type	STD-D3S RW3	STD-D3S ROR3	STD-D3S MZGN3	STD-D3S SRO3	STD-D3S SWGR3
Colour	Pure white	Pure orange	Mint green	Signal red	Black-grey	Aluminium-painted
Pack Piece	1	1	1	1	1	1
Weight kg/100 pc.	11.000	11.000	11.000	11.000	11.000	11.000
Item no.	6120123	6120125	6120127	6120129	6120131	6120133
<p>PC Polycarbonate</p> <p>Protective contact socket triple 33°, with increased touch protection, with screwless terminals, 2-pin, 16 A, 250 V~, with connection terminals to IEC 60884-1.</p>						

With protective contact

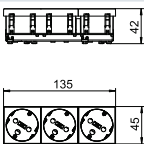

Socket 33°, protective contact, encoded version

 	
Type	STD-D3K SRO1
Colour	Signal red
Pack Piece	1
Weight kg/100 pc.	4.000
Item no.	6120302
PC Polycarbonate	
<p>Protective contact socket Single 33°, encoded version, with increased touch protection, with screwless terminals, 2-pin, 16 A, 250 V~, with connection terminals according to IEC 60884-1. The socket can only be used in connection with an encoding pin of type CST-STD.</p> <p>Note: The encoding pin is not contained in the scope of supply.</p>	

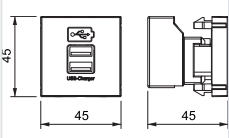

33° socket, protective contact, encoded version, double

 	
Type	STD-D3K SRO2
Colour	Signal red
Pack Piece	1
Weight kg/100 pc.	7.700
Item no.	6120304
PC Polycarbonate	
<p>Protective contact socket Double 33°, encoded version, with increased touch protection, with screwless terminals, 2-pin, 16 A, 250 V~, with connection terminals according to IEC 60884-1. The socket can only be used in connection with an encoding pin of type CST-STD.</p> <p>Note: The encoding pin is not contained in the scope of supply.</p>	

33° socket, protective contact, encoded version, triple

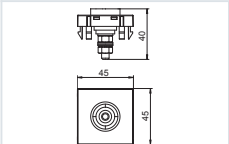
 	
Type	STD-D3K SRO3
Colour	Signal red
Pack Piece	1
Weight kg/100 pc.	11.000
Item no.	6120306
PC Polycarbonate	
<p>Protective contact socket Triple 33°, encoded version, with increased touch protection, with screwless terminals, 2-pin, 16 A, 250 V~, with connection terminals according to IEC 60884-1. The socket can only be used in connection with an encoding pin of type CST-STD.</p> <p>Note: The encoding pin is not contained in the scope of supply.</p>	

USB charging device

			
	Type	MTG-2UC2.1 RW1	MTG-2UC2.1 SWGR1
Colour	Pure white	Black-grey	Aluminium-painted
Pack Piece	1	1	1
Weight kg/100 pc.	6.162	5.500	5.500
Item no.	6105300	6105302	6105304
PC Polycarbonate			
USB charging device with two USB type A sockets, for charging 1–2 mobile devices, maximum charging current 1x 2,100 mA or 2x 1,050 mA.			

Equipotential bonding socket

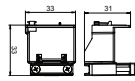
Equipotential bonding socket, 1 module, straight outlet

			
	Type	PAD-ID6 RW1	PAD-ID6 SWGR1
Colour	Pure white	Black-grey	Aluminium-painted
Pack Piece	1	1	1
Weight kg/100 pc.	5.000	5.000	5.000
Item no.	6120003	6120001	6120005
PC Polycarbonate			
Equipotential bonding socket to DIN 42801, socket in black with green-yellow colour ring, cable connection to rear with M6 screw bolt, including two nuts, washers and a serrated washer.			

Strain reliefs

Strain relief for Modul 45® sockets 0°

PC

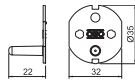


Type	Colour	Pack	Weight	Item no.
		Piece	kg/100 pc.	
ZL-STD 0	Black	1	1.800	6120782

Strain relief for Modul 45 sockets, type STD, connectable at side, for the fastening of a 3-core cable, max. Ø 10 mm, suitable for protective contact sockets at direction of insertion 0° and sockets with earthing pin at direction of insertion 0°.

Encoding pin

PC



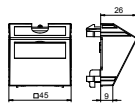
Type	Colour	Pack	Weight	Item no.
		Piece	kg/100 pc.	
CST-STD K	Black-grey	10	0.200	6120797

Encoding pin as socket attachment for the use of encoded sockets, type STD.

Cable outlet

PC

Cable outlet for 3–11 mm cross-section



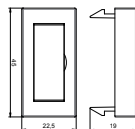
Type	Colour	Pack	Weight	Item no.
		Piece	kg/100 pc.	
KAL-K11 RW1	Pure white	1	3.500	6117420
KAL-K11 SWGR1	Black-grey	1	3.500	6117421
KAL-K11 AL1	Aluminium-painted	1	3.500	6117422

Two-part cable outlet with labelling panel, consisting of a cable support with strain relief and a cover. The strain relief is suited for cable cross-sections of 3 to 11 mm. The locking fastening is suitable for horizontal and vertical installation in the system environment.

Blanking covers

PC

Blanking cover with labelling panel, 1/2 module

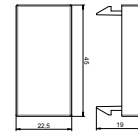


Type	Colour	Pack	Weight	Item no.
		Piece	kg/100 pc.	
ADP-BF RW0.5	Pure white	1	0.400	6117410
ADP-BF SWGR0.5	Black-grey	1	0.400	6117411
ADP-BF AL0.5	Aluminium-painted	1	0.400	6117412

Blanking cover with labelling panel, suited for labelling devices in Rapid 45 device installation trunking systems and ISS service poles with a 45 mm system opening.

Blanking cover, 1/2 module

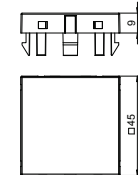
Type	Colour	Pack Piece	Weight kg/100 pc.	Item no.
ADP-B RW0.5	Pure white	10	0.400	6117414
ADP-B SWGR0.5	Black-grey	10	0.400	6117415
ADP-B AL0.5	Aluminium-painted	1	0.400	6117416



Blanking cover for closing off empty spaces for a half device (1/2 module).

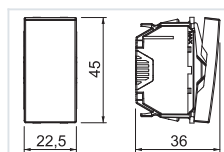
Blanking cover, 1 module

Type	Colour	Pack Piece	Weight kg/100 pc.	Item no.
ADP-B RW1	Pure white	10	0.800	6117406
ADP-B SWGR1	Black-grey	10	0.800	6117407
ADP-B AL1	Aluminium-painted	1	0.800	6117408



Blanking cover for closing off empty spaces for a device (one module).

One-way/changeover switch, 1/2 module

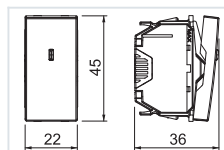


Type	WS-UB RW0.5	WS-UB SWGR0.5	WS-UB AL0.5
Colour	Pure white	Black-grey	Aluminium-painted
Pack Piece	1	1	1
Weight kg/100 pc.	1.800	1.800	1.800
Item no.	6120920	6120922	6120924

PC Polycarbonate

Changeover switch 1-pin, 10 A, 250 V~, with screwless terminals.

One-way/changeover switch with warning lamp, 1/2 module

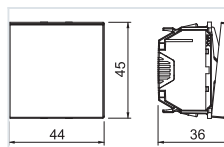


Type	WS-UKL RW0.5	WS-UKL SWGR0.5	WS-UKL AL0.5
Colour	Pure white	Black-grey	Aluminium-painted
Pack Piece	1	1	1
Weight kg/100 pc.	1.800	1.800	1.800
Item no.	6120926	6120928	6120930

PC Polycarbonate

Changeover switch with LED element as a control light, 1-pole, 10 A, 250 V~, with screwless terminals.

One-way/changeover switch, 1 module



Type	WS-UB RW1	WS-UB SWGR1	WS-UB AL1
Colour	Pure white	Black-grey	Aluminium-painted
Pack Piece	1	1	1
Weight kg/100 pc.	2.600	2.600	2.300
Item no.	6120932	6120934	6120936

PC Polycarbonate

Changeover switch 1-pin, 10 A, 250 V~, with screwless terminals.

One-way/changeover switch with warning lamp, 1 module

Type	WS-UKL RW1	WS-UKL SWGR1	WS-UKL AL1
Colour	Pure white	Black-grey	Aluminium-painted
Pack Piece	1	1	1
Weight kg/100 pc.	2.300	2.300	2.300
Item no.	6120938	6120940	6120942
	PC Polycarbonate		

Changeover switch with LED element as a control light, 1-pole, 10 A, 250 V~, with screwless terminals.

Roller blind switch, 1 module

Type	RS-BS RW1	RS-BS SWGR1	RS-BS AL1
Colour	Pure white	Black-grey	Aluminium-painted
Pack Piece	1	1	1
Weight kg/100 pc.	3.700	3.700	3.700
Item no.	6120950	6120952	6120954
	PC Polycarbonate		

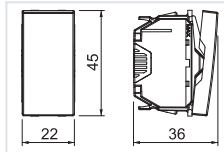
Roller blind switch with electrical and mechanical lock, 1-pin, 10 A, 250 V~, with screwless terminals.

Roller blind button, 1 module

Type	RT-BS RW1	RT-BS SWGR1	RT-BS AL1
Colour	Pure white	Black-grey	Aluminium-painted
Pack Piece	1	1	1
Weight kg/100 pc.	3.700	3.700	3.700
Item no.	6120980	6120982	6120984
	PC Polycarbonate		

Roller blind button with electrical locking, 1-pin, 10 A, 250 V~, with screwless terminals.

Changeover switch, 1/2 module

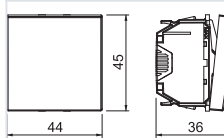


Type	TA-WB RW0.5	TA-WB SWGR0.5	TA-WB AL0.5
Colour	Pure white	Black-grey	Aluminium-painted
Pack Piece	1	1	1
Weight kg/100 pc.	1.800	1.800	1.800
Item no.	6120960	6120962	6120964

PC Polycarbonate

Changeover switch, 1-pin, 10 A, 250 V~, with screwless terminals.

Changeover switch, 1 module



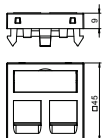



Type	TA-WB RW1	TA-WB SWGR1	TA-WB AL1
Colour	Pure white	Black-grey	Aluminium-painted
Pack Piece	1	1	1
Weight kg/100 pc.	3.300	3.300	3.300
Item no.	6120966	6120968	6120970

PC Polycarbonate

Changeover switch, 1-pin, 10 A, 250 V~, with screwless terminals.



Data technology support, 1 module, straight outlet, type RM

			
Type	DTG-2RM RW1	DTG-2RM SWGR1	DTG-2RM AL1
Colour	Pure white	Black-grey	Aluminium-painted
Pack Piece	1	1	1
Weight kg/100 pc.	1.100	1.100	1.100
Item no.	6119292	6119294	6119296

PC Polycarbonate

The type RM data technology support is suitable for accepting the following data connection modules: Types ASM-C5, ASM-C5 G, ASM-C6 and ASM-C6 G; R&M: Cat. 5 and Cat. 6 modules without support plate.

Data technology support with straight outlet and locking slider to accept two data technology connection modules with RJ45 socket. The locking fastening is suitable for horizontal and vertical installation in the system environment. Type RM has a special module seat and is designed for indirect fastening of the data connection modules in the mounting opening.

Data technology support, 1 module, slanting outlet, type RM

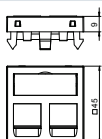



			
Type	DTS-2RM RW1	DTS-2RM SWGR1	DTS-2RM AL1
Colour	Pure white	Black-grey	Aluminium-painted
Pack Piece	1	1	1
Weight kg/100 pc.	2.900	2.900	2.900
Item no.	6119298	6119300	6119302

PC Polycarbonate

The type RM data technology support is suitable for accepting the following data connection modules: Types ASM-C5, ASM-C5 G, ASM-C6 and ASM-C6 G; R&M: Cat. 5 and Cat. 6 modules without support plate.

Data technology support with slanting outlet and locking slider to accept two data technology connection modules with RJ45 socket. The locking fastening is suitable for horizontal and vertical installation in the system environment. Type RM has a special module seat and is designed for indirect fastening of the data connection modules in the mounting opening.

Data technology support, 1 module, straight outlet, type C

			
Type	DTG-2C RW1	DTG-2C SWGR1	DTG-2C AL1
Colour	Pure white	Black-grey	Aluminium-painted
Pack Piece	1	1	1
Weight kg/100 pc.	1.100	1.100	1.100
Item no.	6119214	6119216	6119218

PC Polycarbonate

The type C data technology support is suitable for accepting the following data connection modules: BTR (Keystone design): Cat. 6A module and UAE module; Coming: modules with Keystone seat; CobiNet: CobiDat KS module; Dätwyler: KS-T, KS-TS, MS-K and KU-T; EKV: E-Stone; Harting: Prelink Keystone Cat. 6A; Fixlink Keystone Cat. 6A; Komos: KDM 500 module; Leoni Kerpen: MegaLine-Connect45 Keystone socket modules; OBO: Type ASM-C6A and ASM-C6A G; R&M: Cat. 6A with Keystone fastening; Rutenbeck: UM and UMflex; SETEC: UKJ and XKJ; Telegärtner: AMJ and UMJ.

Data technology support with straight outlet and locking slider to accept two data technology connection modules with RJ45 socket. The locking fastening is suitable for horizontal and vertical installation in the system environment. Type C has a mounting opening of 19.30 x 14.80 mm and is designed for direct fastening of the data connection modules in the mounting opening.

Data technology support, 1 module, slanting outlet, type C




Type	DTS-2C RW1	DTS-2C SWGR1	DTS-2C AL1
Colour	Pure white	Black-grey	Aluminium-painted
Pack Piece	1	1	1
Weight kg/100 pc.	1.500	1.500	1.500
Item no.	6119250	6119252	6119254

PC Polycarbonate

The type C data technology support is suitable for accepting the following data connection modules: BTR (Keystone design): Cat. 6A module and UAE module; Corning: modules with Keystone seat; CobiNet: CobiDat KS module; Dätwyler: KS-T, KS-TS, MS-K and KU-T; EKU: E-Stone; Harting: Prelink Keystone Cat. 6A; Fixlink Keystone Cat. 6A; Komos: KDM 500 module; Leoni Kerpen: MegaLine-Connect45 Keystone socket modules; OBO: Type ASM-C6A and ASM-C6A G; R&M: Cat. 6A with Keystone fastening; Rutenbeck: UM and UMflex; SETEC: UKJ and XKJ; Telegärtner: AMJ and UMJ.

Data technology support with slanting outlet and locking slider to accept two data technology connection modules with RJ45 socket. The locking fastening is suitable for horizontal and vertical installation in the system environment. Type C has a mounting opening of 19.30 x 14.80 mm and is designed for direct fastening of the data connection modules in the mounting opening.

Data technology support, 1 module, straight outlet, type A



Type	DTG-2A RW1	DTG-2A SWGR1	DTG-2A AL1
Colour	Pure white	Black-grey	Aluminium-painted
Pack Piece	1	1	1
Weight kg/100 pc.	1.100	1.100	1.100
Item no.	6119202	6119204	6119206

PC Polycarbonate

The Type A data technology support is suitable for accepting the following data connection modules: AMP TYCO (without dust protection cap): SL Series 110Connect and SL Series Toolless; Brand-Rex: modules with item numbers ending in ...JAKS000CR and ...JAKU002; Nexans: LANmark RJ45 with blue adapter clip, LANmark GG45 with metal clip.

Data technology support with straight outlet and locking slider to accept two data technology connection modules with RJ45 socket. The locking fastening is suitable for horizontal and vertical installation in the system environment. Type A has a mounting opening of 20.10 x 14.80 mm and is designed for direct fastening of the data connection modules in the mounting opening.

Data technology support, 1 module, slanting outlet, type A



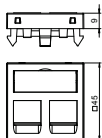

Type	DTS-2A RW1	DTS-2A SWGR1	DTS-2A AL1
Colour	Pure white	Black-grey	Aluminium-painted
Pack Piece	1	1	1
Weight kg/100 pc.	2.000	1.500	1.500
Item no.	6119238	6119240	6119242

PC Polycarbonate

The Type A data technology support is suitable for accepting the following data connection modules: AMP TYCO (without dust protection cap): SL Series 110Connect and SL Series Toolless; Brand-Rex: modules with item numbers ending in ...JAKS000CR and ...JAKU002; Nexans: LANmark RJ45 with blue adapter clip, LANmark GG45 with metal clip.

Data technology support with slanting outlet and locking slider to accept two data technology connection modules with RJ45 socket. The locking fastening is suitable for horizontal and vertical installation in the system environment. Type A has a mounting opening of 20.10 x 14.80 mm and is designed for direct fastening of the data connection modules in the mounting opening.

Data technology support, 1 module, straight outlet, type B

			
	Type	DTG-2B RW1	DTG-2B SWGR1
Colour	Pure white	Black-grey	Aluminium-painted
Pack Piece	1	1	1
Weight kg/100 pc.	1.100	1.100	1.100
Item no.	6119208	6119210	6119212

PC Polycarbonate

The type B data technology support is suitable for accepting the following data connection modules: BTR (module design): Cat. 6A Modul, E-DAT module and UAE module; Dätwyler: MS and MS-N, Leoni Kerpen: VarioKeystone socket module Cat. 6A and MegaLine-Connect100 socket module Cat. 6A and 8C7A.

Data technology support with straight outlet and locking slider to accept two data technology connection modules with RJ45 socket. The locking fastening is suitable for horizontal and vertical installation in the system environment. Type B has a mounting opening of 19.35/21.55 x 14.85 mm and is designed for direct fastening of the data connection modules in the mounting opening.

Data technology support, 1 module, slanting outlet, type B

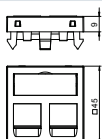

			
	Type	DTS-2B RW1	DTS-2B SWGR1
Colour	Pure white	Black-grey	Aluminium-painted
Pack Piece	1	1	1
Weight kg/100 pc.	1.500	1.500	1.500
Item no.	6119244	6119246	6119248

PC Polycarbonate

The type B data technology support is suitable for accepting the following data connection modules: BTR (module design): Cat. 6A Modul, E-DAT module and UAE module; Dätwyler: MS and MS-N, Leoni Kerpen: VarioKeystone socket module Cat. 6A and MegaLine-Connect100 socket module Cat. 6A and 8C7A.

Data technology support with slanting outlet and locking slider to accept two data technology connection modules with RJ45 socket. The locking fastening is suitable for horizontal and vertical installation in the system environment. Type B has a mounting opening of 19.35/21.55 x 14.85 mm and is designed for direct fastening of the data connection modules in the mounting opening.

Data technology support, 1 module, straight outlet, type EP

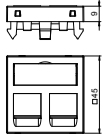

			
	Type	DTG-2EP RW1	DTG-2EP SWGR1
Colour	Pure white	Black-grey	Aluminium-painted
Pack Piece	1	1	1
Weight kg/100 pc.	1.100	1.100	1.100
Item no.	6119232	6119234	6119236

PC Polycarbonate

The type EP data technology support is suitable for accepting the following data connection modules: Leoni Kerpen: MegaLine-Connect45 ELine.

Data technology support with straight outlet and locking slider to accept two data technology connection modules with RJ45 socket. The locking fastening is suitable for horizontal and vertical installation in the system environment. Type EP has a special module seat and is designed for indirect fastening of the data connection modules in the mounting opening.

Data technology support, 1 module, straight outlet, type F

			
	Type	DTG-2F RW1	DTG-2F SWGR1
Colour	Pure white	Black-grey	Aluminium-painted
Pack Piece	1	1	1
Weight kg/100 pc.	1.100	1.100	1.100
Item no.	6119220	6119222	6119224

PC Polycarbonate

The type F data technology support is suitable for accepting the following data connection modules: Avaya/Systimax: M series.

Data technology support with straight outlet and locking slider to accept two data technology connection modules. The locking fastening is suitable for horizontal and vertical installation in the system environment.

Data technology support, 1 module, slanting outlet, type F

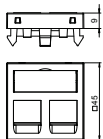

			
	Type	DTS-2F RW1	DTS-2F SWGR1
Colour	Pure white	Black-grey	Aluminium-painted
Pack Piece	1	1	1
Weight kg/100 pc.	1.500	1.500	1.500
Item no.	6119256	6119258	6119260

PC Polycarbonate

The type F data technology support is suitable for accepting the following data connection modules: Avaya/Systimax: M series.

Data technology support with slanting outlet and locking slider to accept two data technology connection modules with RJ45 socket. The locking fastening is suitable for horizontal and vertical installation in the system environment. Type F has a special module seat and is designed for indirect fastening of the data connection modules in the mounting opening.

Data technology support, 1 module, straight outlet, type PA

			
	Type	DTG-2PA RW1	DTG-2PA SWGR1
Colour	Pure white	Black-grey	Aluminium-painted
Pack Piece	1	1	1
Weight kg/100 pc.	1.100	1.100	1.100
Item no.	6119226	6119228	6119230

PC Polycarbonate

The type PA data technology support is suitable for accepting the following data connection modules: Panduit: Mini-Com.

Data technology support with straight outlet and locking slider to accept two data technology connection modules with RJ45 socket. The locking fastening is suitable for horizontal and vertical installation in the system environment. Type PA has a special module seat and is designed for indirect fastening of the data connection modules in the mounting opening.




USB 2.0/3.0 connection, 1 module, straight outlet, with connection cable

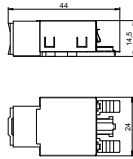
Type	MTG-U3A F RW1	MTG-U3A F SWGR1	MTG-U3A F AL1
Colour	Pure white	Black-grey	Aluminium-painted
Pack Piece	1	1	1
Weight kg/100 pc.	6.000	6.000	6.000
Item no.	6104922	6104925	6104928
	PC Polycarbonate		
Multimedia support with one USB 3.0 connection socket, straight cable outlet, with labelling panel, short USB 3.0 type A connection cable, socket-socket version. Support plate with locking fastening, suitable for horizontal and vertical installation in the system environment.			

USB 2.0/3.0 connection, 1 module, slanting outlet, with connection cable

Type	MTS-U3A F RW1	MTS-U3A F SWGR1	MTS-U3A F AL1
Colour	Pure white	Black-grey	Aluminium-painted
Pack Piece	1	1	1
Weight kg/100 pc.	6.200	6.200	6.200
Item no.	6104934	6104937	6104940
	PC Polycarbonate		
Multimedia support with one USB 3.0 connection socket, slanting cable outlet, with labelling panel, short USB 3.0 type A connection cable, socket-socket version. Support plate with locking fastening, suitable for horizontal and vertical installation in the system environment.			



RJ45 data connection module, Cat. 5e, shielded

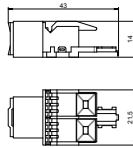


Type
ASM-C5 G

Pack Piece	Weight kg/100 pc.	Item no.
1	2.660	6117325

Connection module Cat. 5e shielded, with an RJ 45 slot. Includes an EMC screen hood, a dust cover, a cable tie and mounting instructions. Suitable for installation in data technology supports of type DTG-2RM and DTS-2RM.

RJ45 data connection module, Cat. 5e, unshielded

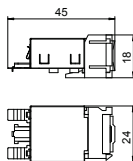


Type
ASM-C5

Pack Piece	Weight kg/100 pc.	Item no.
1	1.120	6117337

Connection module Cat. 5e unshielded, with an RJ 45 slot. Including a dust cover, a cable tie and mounting instructions. Suitable for installation in data technology supports of type DTG-2RM and DTS-2RM.

Connection module Cat. 5, shielded, snap-in

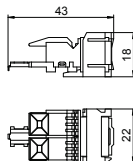


Type
ASM-C5 GS

Pack Piece	Weight kg/100 pc.	Item no.
1	1.920	6117343

Connection module Cat. 5e shielded, with an RJ45 slot. Including an EMC screen hood, a dust cover, a cable tie, a snap-in fastening frame and mounting instructions. Suitable for installation in support plates, type MTM 2C and MTM 3C, mounting plate type MPR2 2C, mounting support type MTGE2 2C, MTGE2 15 2C and MTGE2 F 2C.

Connection module Cat. 5, unshielded, snap-in

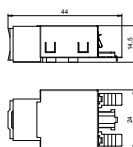


Type
ASM-C5 S

Pack Piece	Weight kg/100 pc.	Item no.
1	1.120	6117347

Connection module Cat. 5e unshielded, with a RJ45 slot. Including a dust cover, a cable tie, a snap-in fastening frame and mounting instructions. Suitable for installation in support plates, type MTM 2C and MTM 3C, mounting plate type MPR2 2C, mounting support type MTGE2 2C, MTGE2 15 2C and MTGE2 F 2C.

RJ45 data connection module, Cat. 6, shielded



Type
ASM-C6 G

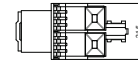
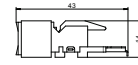
Pack Piece	Weight kg/100 pc.	Item no.
1	1.850	6117329

Connection module Cat. 6 shielded, with an RJ 45 slot. Includes an EMC screen hood, a dust cover, a cable tie and mounting instructions. Suitable for installation in data technology supports of type DTG-2RM and DTS-2RM.

RJ45 data connection module, Cat. 6, unshielded

Type	Pack Piece	Weight kg/100 pc.	Item no.
ASM-C6	1	1.060	6117341

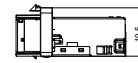
Connection module Cat. 6 unshielded, with an RJ 45 slot. Including a dust cover, a cable tie and mounting instructions. Suitable for installation in data technology supports of type DTG-2RM and DTS-2RM.



Connection module Cat. 6A, shielded, snap-in

Type	Pack Piece	Weight kg/100 pc.	Item no.
ASM-C6A G	1	1.630	6117346

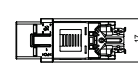
Connection module Cat. 6A (ISO) shielded, with an RJ45 slot. Including an EMC screen hood, a dust cover, a cable tie, a Keystone fastening frame and mounting instructions. Suitable for installation in the data technology supports of type DTG-2C and DTS-2C, support plate of type MTM 2C and MTM 3C, mounting plate of type MPR2 2C, mounting supports of type MTGE2 2C, MTGE2 15 2C and MTGE2 F 2C.



Connection module Cat. 6A, unshielded, snap-in

Type	Pack Piece	Weight kg/100 pc.	Item no.
ASM-C6A	1	1.050	6117348

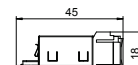
Connection module Cat. 6A (ISO) unshielded, with an RJ45 slot. Including a dust cover, a cable tie, a Keystone fastening frame and mounting instructions. Suitable for installation in the data technology supports of type DTG-2C and DTS-2C, support plate of type MTM 2C and MTM 3C, mounting plate of type MPR2 2C, mounting supports of type MTGE2 2C, MTGE2 15 2C and MTGE2 F 2C.



Connection module Cat. 6, shielded, snap-in

Type	Pack Piece	Weight kg/100 pc.	Item no.
ASM-C6 GS	1	1.850	6117345

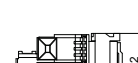
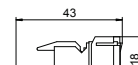
Connection module Cat. 6 shielded, with an RJ45 slot. Including an EMC screen hood, a dust cover, a cable tie, a snap-in fastening frame and mounting instructions. Suitable for installation in support plates, type MTM 2C and MTM 3C, mounting plate type MPR2 2C, mounting support type MTGE2 2C, MTGE2 15 2C and MTGE2 F 2C.



Connection module Cat. 6, unshielded, snap-in

Type	Pack Piece	Weight kg/100 pc.	Item no.
ASM-C6 S	1	1.060	6117349

Connection module Cat. 6 unshielded, with an RJ45 slot. Including a dust cover, a cable tie, a snap-in fastening frame and mounting instructions. Suitable for installation in support plates, type MTM 2C and MTM 3C, mounting plate type MPR2 2C, mounting support type MTGE2 2C, MTGE2 15 2C and MTGE2 F 2C.



VGA connection, 1 module, straight outlet, with connection cable

			
	Type	MTG-VGA F RW1	MTG-VGA F SWGR1
Colour	Pure white	Black-grey	Aluminium-painted
Pack Piece	1	1	1
Weight kg/100 pc.	5.200	5.200	5.200
Item no.	6104658	6104661	6104664

PC Polycarbonate

Multimedia support with one VGA connection socket, straight cable outlet, with labelling panel, short VGA connection cable (HD15), socket-socket version. Support with locking fastening, suitable for horizontal and vertical installation in the system environment.

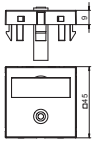

VGA connection, 1 module, slanting outlet, with connection cable

			
	Type	MTS-VGA F RW1	MTS-VGA F SWGR1
Colour	Pure white	Black-grey	Aluminium-painted
Pack Piece	1	1	1
Weight kg/100 pc.	6.063	5.400	5.400
Item no.	6104670	6104673	6104676

PC Polycarbonate

Multimedia support with one VGA connection socket, slanting cable outlet, with labelling panel, short VGA connection cable (HD15), socket-socket version. Support with locking fastening, suitable for horizontal and vertical installation in the system environment.

Mini jack connection, 1 module, straight outlet, as soldered connection

			
	Type	MTG-MK L RW1	
Colour	Pure white		
Pack Piece	1		
Weight kg/100 pc.	1.500		
Item no.	6104946		

PC Polycarbonate

Multimedia support with one mini jack connection socket, straight cable outlet, with labelling panel, mini cinch socket (TRS 3.5 mm) with soldered connection. Support plate with locking fastening, suitable for horizontal and vertical installation in the system environment.

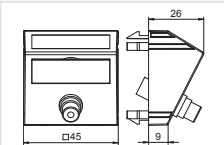
Video cinch connection, 1 module, straight outlet, as 1:1 coupling

			
Type	MTG-R F RW1	MTG-R F SWGR1	MTG-R F AL1
Colour	Pure white	Black-grey	Aluminium-painted
Pack Piece	1	1	1
Weight kg/100 pc.	1.500	1.500	1.500
Item no.	6104994	6104997	6105000

PC Polycarbonate

Multimedia support with one cinch connection socket for composite video, straight cable outlet, with labelling panel, cinch coupling (RCA), socket-socket version, colour coding yellow. Support plate with locking fastening, suitable for horizontal and vertical installation in the system environment.



Video cinch connection, 1 module, slanting outlet, as 1:1 coupling

			
Type	MTS-R F RW1	MTS-R F SWGR1	MTS-R F AL1
Colour	Pure white	Black-grey	Aluminium-painted
Pack Piece	1	1	1
Weight kg/100 pc.	1.700	1.700	1.700
Item no.	6105006	6105009	6105012

PC Polycarbonate

Multimedia support with one cinch connection socket for composite video, slanting cable outlet, with labelling panel, cinch coupling (RCA), socket-socket version, colour coding yellow. Support plate with locking fastening, suitable for horizontal and vertical installation in the system environment.

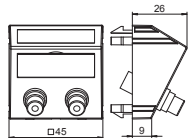



Audio cinch connection, 1 module, straight outlet, as 1:1 coupling

			
Type	MTG-2R F RW1	MTG-2R F SWGR1	MTG-2R F AL1
Colour	Pure white	Black-grey	Aluminium-painted
Pack Piece	1	1	1
Weight kg/100 pc.	2.500	2.500	2.500
Item no.	6105066	6105069	6105072

PC Polycarbonate

Multimedia support with two cinch connection sockets for audio R/L, straight cable outlet, with labelling panel, two cinch couplings (RCA), socket-socket version, colour coding red/white. Support plate with locking fastening, suitable for horizontal and vertical installation in the system environment.

Audio cinch connection, 1 module, slanting outlet, as 1:1 coupling

			
	Type	MTS-2R F RW1	MTS-2R F SWGR1
Colour	Pure white	Black-grey	Aluminium-painted
Pack Piece	1	1	1
Weight kg/100 pc.	2.700	2.700	2.700
Item no.	6105078	6105081	6105084

PC Polycarbonate

Multimedia support with two cinch connection sockets for audio R/L, slanting cable outlet, with labelling panel, two cinch couplings (RCA), socket-socket version, colour coding red/white. Support plate with locking fastening, suitable for horizontal and vertical installation in the system environment.

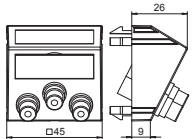



Component video connection, 1 module, straight outlet, as 1:1 coupling

			
	Type	MTG-3R F RW1	MTG-3R F SWGR1
Colour	Pure white	Black-grey	Aluminium-painted
Pack Piece	1	1	1
Weight kg/100 pc.	3.200	3.200	3.200
Item no.	6105138	6105141	6105144

PC Polycarbonate

Multimedia support with three cinch connection sockets for component video, straight cable outlet, with labelling panel, three cinch couplings (RCA), socket-socket version, colour coding red/green/blue. Support plate with locking fastening, suitable for horizontal and vertical installation in the system environment.

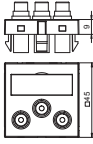



Component video connection, 1 module, slanting outlet, as 1:1 coupling

			
	Type	MTS-3R F RW1	MTS-3R F SWGR1
Colour	Pure white	Black-grey	Aluminium-painted
Pack Piece	1	1	1
Weight kg/100 pc.	3.400	3.400	3.400
Item no.	6105150	6105153	6105156

PC Polycarbonate

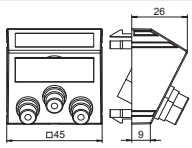



Multimedia support with three cinch connection sockets for component video, slanting cable outlet, with labelling panel, three cinch couplings (RCA), socket-socket version, colour coding red/green/blue. Support plate with locking fastening, suitable for horizontal and vertical installation in the system environment.

Audio/video cinch connection, 1 module, straight outlet, as 1:1 coupling

			
Type	MTG-12R F RW1	MTG-12R F SWGR1	MTG-12R F AL1
Colour	Pure white	Black-grey	Aluminium-painted
Pack Piece	1	1	1
Weight kg/100 pc.	3.200	3.200	3.200
Item no.	6105186	6105189	6105192
	PC Polycarbonate		

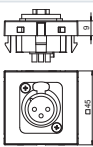

Multimedia support with three cinch connection sockets for audio/video, straight cable outlet, with labelling panel, three cinch couplings (RCA), socket-socket version, colour coding yellow/red/white. Support plate with locking fastening, suitable for horizontal and vertical installation in the system environment.

Audio/video cinch connection, 1 module, slanting outlet, as 1:1 coupling

			
Type	MTS-12R F RW1	MTS-12R F SWGR1	MTS-12R F AL1
Colour	Pure white	Black-grey	Aluminium-painted
Pack Piece	1	1	1
Weight kg/100 pc.	3.400	3.400	3.400
Item no.	6105198	6105201	6105204
	PC Polycarbonate		


Multimedia support with three cinch connection sockets for audio/video, slanting cable outlet, with labelling panel, three cinch couplings (RCA), socket-socket version, colour coding yellow/red/white. Support plate with locking fastening, suitable for horizontal and vertical installation in the system environment.

XLR connection, 1 module, straight outlet, 3-pin socket, as soldered connection

	
Type	MTG-X3F L RW1
Colour	Pure white
Pack Piece	1
Weight kg/100 pc.	3.000
Item no.	6105210
	PC Polycarbonate

Multimedia support with one XLR connection socket, straight cable outlet, without labelling panel, 3-pin XLR socket with soldered connection. Support plate with locking fastening, suitable for horizontal and vertical installation in the system environment.

Antenna connection, 1 module, TV/radio/SAT, antenna socket



Type	ANT-3SD RW1	ANT-3SD SWGR1	ANT-3SD AL1
Colour	Pure white	Black-grey	Aluminium-painted
Pack Piece	1	1	1
Weight kg/100 pc.	11.596	11.596	11.000
Item no.	6105282	6105284	6105286


PC Polycarbonate

Socket for antenna, BK and satellite reception systems with connection for TV and radio.

Frequency: 5–2150 MHz
 Heat attenuation: 5-862 MHz - 1dB
 950-2150 MHz - 2 dB
 Return channel attenuation: 14 dB
 EMC protection class A

Digital connection solutions

DVI-I connection, 1 module, straight outlet, with connection cable




Type	MTG-DVI F RW1	MTG-DVI F SWGR1	MTG-DVI F AL1
Colour	Pure white	Black-grey	Aluminium-painted
Pack Piece	1	1	1
Weight kg/100 pc.	6.000	6.000	6.000
Item no.	6104754	6104757	6104760

PC Polycarbonate

Multimedia support with one DVI-I connection socket, straight cable outlet, with labelling panel, short DVI-I connection cable, socket-socket version. Support with locking fastening, suitable for horizontal and vertical installation in the system environment.

DVI-I connection, 1 module, slanting outlet, with connection cable

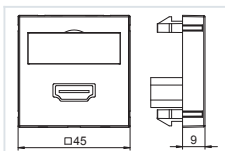


Type	MTS-DVI F RW1	MTS-DVI F SWGR1	MTS-DVI F AL1
Colour	Pure white	Black-grey	Aluminium-painted
Pack Piece	1	1	1
Weight kg/100 pc.	6.200	6.200	6.200
Item no.	6104766	6104769	6104772

PC Polycarbonate

Multimedia support with one DVI-I connection socket, slanting cable outlet, with labelling panel, short DVI-I connection cable, socket-socket version. Support with locking fastening, suitable for horizontal and vertical installation in the system environment.

HDMI connection, 1 module, straight outlet, with connection cable

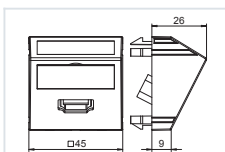


Type	MTG-HD F RW1	MTG-HD F SWGR1	MTG-HD F AL1
Colour	Pure white	Black-grey	Aluminium-painted
Pack Piece	1	1	1
Weight kg/100 pc.	6.000	6.000	6.000
Item no.	6104826	6104829	6104832

PC Polycarbonate

Multimedia support with one HDMI connection socket, straight cable outlet, with labelling panel, short HDMI connection cable, socket-socket version. Support plate with locking fastening, suitable for horizontal and vertical installation in the system environment.

HDMI connection, 1 module, slanting outlet, with connection cable



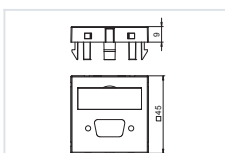
Type	MTS-HD F RW1	MTS-HD F SWGR1	MTS-HD F AL1
Colour	Pure white	Black-grey	Aluminium-painted
Pack Piece	1	1	1
Weight kg/100 pc.	6.200	6.200	6.200
Item no.	6104838	6104841	6104844

PC Polycarbonate

Multimedia support with one HDMI connection socket, slanting cable outlet, with labelling panel, short HDMI connection cable, socket-socket version. Support plate with locking fastening, suitable for horizontal and vertical installation in the system environment.

Multimedia support

Multimedia support for VGA/D-Sub9 plug connection, 1 module, straight outlet

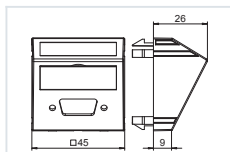


Type	MTG-DB O RW1
Colour	Pure white
Pack Piece	1
Weight kg/100 pc.	0.700
Item no.	6104706

PC Polycarbonate

Multimedia support for a VGA / D-Sub9 plug connector, straight cable outlet, with labelling panel, without plug connector. Support plate with locking fastening, suitable for horizontal and vertical installation in the system environment.

Multimedia support for VGA/D-Sub9 plug connector, 1 module, slanting outlet

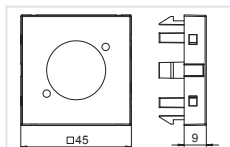


Type	MTS-DB O RW1	MTS-DB O AL1
Colour	Pure white	Aluminium-painted
Pack Piece	1	1
Weight kg/100 pc.	0.900	0.900
Item no.	6104718	6104724

PC Polycarbonate

Multimedia support for a VGA / D-Sub9 plug connector, slanting cable outlet, with labelling panel, without plug connector. Support plate with locking fastening, suitable for horizontal and vertical installation in the system environment.


Multimedia support for XLR plug connector, 1 module, straight outlet



Type	MTG-X O RW1	MTG-X O SWGR1	MTG-X O AL1
Colour	Pure white	Black-grey	Aluminium-painted
Pack Piece	1	1	1
Weight kg/100 pc.	0.600	0.600	0.600
Item no.	6105234	6105237	6105240


PC Polycarbonate

Multimedia support for an XLR plug connector, straight cable outlet, without labelling panel, without plug connector. Support plate with locking fastening, suitable for horizontal and vertical installation in the system environment.








Directories











































Directories

	Test marks	298
	Pictogram explanation	300
	Numeric directory	304


























Test marks

	American Bureau of Shipping, USA		Underwriters Laboratories Inc., USA + CSA, Canada
	AENOR, Producto Certificado, Spain		Österreichischer Verband für Elektrotechnik, Austria
	STOWARZYSZENIE ELEKTRYKÓW POLSKICH, Poland		ISTITUTO ITALIANO DEL MARCHO DI QUALITÀ, Italy
	Lightning current-tested		RINA 1861, Ship Classification, Certification and Services
	Lightning current-tested, Class H (100 kA)		Underwriters Laboratories Inc., USA
	CEBEC, Belgium		SEMKO An Inchcape Testing Services Company, Sweden
	Canadian Standards Association, Canada		Eidgenössisches Starkstrominspektorat, Switzerland
	DEMKO, Danmarks Elektriske Materielkontrol, Denmark		South African Bureau of Standards
	Deutsches Institut für Bautechnik Berlin, Germany		Shock-tested, Bundesamt für Zivilschutz, Germany
	Det Norske Veritas		Sähkötarkastuskeskus Elinspektionscentralen Electrical Inspectorate, Finland
	ENEC Austria		Underwriters Laboratories Inc., USA
	ATEX certificate for explosive areas		Underwriters Laboratories Inc., USA
	ELEKTROTECHNICKÝ ZKUŠEBNÍ ÚSTAV, Czech Republic		Verband der Elektrotechnik, Elektronik, Informationstechnik e.V., Germany
	FIMKO, Finland		German Association of Electricians, tested safety
	Forschungs- und Materialprüfungsanstalt, Germany		5-year warranty
	Russia, GOST The State Committee for Standards		
	Test marks for technical resources, VDE Prüf- und Zertifizierungsinstitut Offenbach, Germany		
	Halogen-free; without chlorine, fluorine and bromine		
	INMETRO, Brazil		
	KEMA-KEUR, Netherlands		
	Indication of metric products		
	MAGYAR ELEKTROTECHNIKAI ELLENŐRZŐ INTÉZET Budapest, Hungary		
	NEMKO, Norway		
	AFNOR Quality symbol of the French standardisation institute		





Pictogram explanation






Surfaces

	Strip galvanised
	Strip galvanised/plastic-coated
	Strip galvanised zinc/aluminium, double dip
	Bright
	Bright, reworked
	Anodised
	Hot-dip galvanised
	Electrogalvanised
	Electrogalvanised/plastic-coated
	Electrogalvanised, yellow-chromated
	Electrogalvanised, yellow passivated
	Electrogalvanised, transparently passivated
	Primed
	Painted
	Welding primed
	Hot-dip galvanised
	Hot-dip galvanised 85 µm
	Copper-plated
	Nickel-plated
	Galvanised, Deltatone 500
	Galvanised, MAGNI 565
	Zinc-aluminium coated, Galfan
	Zinc scale






Conformity symbol

	Communautés Européennes, EC declaration of conformity according to EC directives
	RoHS-conformant



















Quality marks

	Halogen-free; without chlorine, fluorine and bromine
	Flame resistant 650 °C
	Flame resistant 750 °C
	Flame resistant 960 °C
	UV-resistant




Specific product symbols

	Diameter 60 mm
	Diameter 68 mm
	Protection device to DIN EN 61643-11 or IEC 61643-11
	Transition from LPZ 2 to LPZ 3
	Acoustic signalling



Applications

	Remote signalling
	Acoustic signalling
	Integrated Service Digital Network, ISDN applications
	Digital Subscriber Line, DSL applications
	Analogue telecommunication
	Category 5 TwisterPair
	Channel Performance to American EIA/TIA standard
	Measuring, controlling and regulating systems
	TV applications
	SAT-TV applications
	MultiBase base
	LifeControl
	Intrinsically safe protection device for potentially explosive areas
	Channel Performance to ISO/IEC 11801
	Power over Ethernet
	230/400 V system
	Protection rating IP 54
	Protection rating IP 65







Lightning protection classes

	Protection device to DIN EN 61643-11 or IEC 61643-11
	Combination protection device made of type 1 and type 2
	Protection device to DIN EN 61643-11 or IEC 61643-11






Lightning protection classes

	Protection device to DIN EN 61643-11 or IEC 61643-11
	Protection device to DIN EN 61643-11 or IEC 61643-11



Lightning protection zone

	Transition from LPZ 0 to LPZ 1
	Transition from LPZ 0 to LPZ 2
	Transition from LPZ 0 to LPZ 3
	Transition from LPZ 1 to LPZ 2
	Transition from LPZ 1 to LPZ 3
	Transition from LPZ 2 to LPZ 3



BSS maintenance of electrical function installation

	Fire-tested systems
	Escape route ceiling mounting with pressure clip
	OBO Grip, wall routing type
	OBO Grip, ceiling routing type
	Pressure clip for maintenance of electrical function, ceiling mounting




BSS anchor

	Fire protection anchor
	Fire protection bolt tie

BSS test marks/material class

	Maintenance of electrical function class E30
	Maintenance of electrical function class E90














Clamp clip base shapes

	Clamp clip for C profile rail, slot width 11–12 mm
	Clamp clip for C profile rail, slot width 16–17 mm
	Clamp clip for C profile rail, slot width 18–22 mm



Diameter

	Diameter 60 mm
	Diameter 68 mm
	Diameter 70 mm
	Diameter 74 mm





Entries

	4 cable entries
	6 cable entries
	7 cable entries
	8 cable entries
	9 cable entries
	10 cable entries
	12 cable entries
	10 cable entries ECO
	12 cable entries ECO
	14 cable entries ECO
	16 cable entries
	18 cable entries ECO
	24 cable entries






Gland thread

	Thread metric
	Thread Pg





Entry size

	M20 entry
	M25 entry
	M32 entry
	M40 entry

KTS side heights

	Cable tray, side height 35 mm
	Cable tray, side height 60 mm
	Cable tray, side height 85 mm
	Mesh cable tray, side height 35 mm
	Mesh cable tray, side height 55 mm










Materials

	Flat steel
	Angular steel
	U steel
	Round material






Pictogram explanation




Nominal cross-section

	Nominal cross-section 1.5 mm ²
	Nominal cross-section 1.5–2.5 mm ²
	Nominal cross-section 2.5 mm ²
	Nominal cross-section 2.5–4 mm ²
	Nominal cross-section 4 mm ²
	Nominal cross-section 4–6 mm ²
	Nominal cross-section 6 mm ²
	Nominal cross-section 10 mm ²
	Nominal cross-section 16 mm ²

Nominal voltage

	Nominal voltage 400 V
	Nominal voltage 500 V
	Nominal voltage 660 V





Polarity

	3-pole
	5-pole
	7-pole
	8-pole
	10-pole
	12-pole


Slot widths

	Slot width 7.5 mm
	Slot width 11 mm
	Slot width 11–12 mm
	Slot width 12 mm
	Slot width 15 mm
	Slot width 16 mm
	Slot width 16.5 mm
	Slot width 16–17 mm
	Slot width 17 mm
	Slot width 18 mm
	Slot width 22 mm
	Slot width 35 mm





Screw heads

	Philips screw
	Torx screw
	Phillips screw
	Pozidriv







Firing devices

	Bolt-firing tool
	Nail device





Protection rating

	Protection rating IP 20
	Protection rating IP 30
	Protection rating IP 31
	Protection rating IP 44
	Protection rating IP 54
	Protection rating IP 55
	Protection rating IP 65
	Protection rating IP 66
	Protection rating IP 67
	Protection rating IP 68

Metals

	Aluminium
	Aluminium/steel
	Stainless steel, rustproof
	Stainless steel, rustproof
	Stainless steel, rustproof
	Copper
	Brass
	Steel
	Malleable iron
	Die-cast zinc

Plastics

	Acrylonitrile butadiene styrene
	Duroplast, Aminoplast, type 131.5
	Duroplast, melamine resin, type 150
	Ethylene vinyl acetate



Plastics

FA	Fibre-proof material DIN 28091
GFK	Fibreglass-reinforced plastic
NBR SBR	Rubber mixture
NBR	Nitrile rubber
PETR	Petrolatum
PA	Polyamide
PA/ GF	Polyamide, fibre-glass reinforced
PBPT	Polybutylene terephthalate
PC	Polycarbonate
PE	Polyethylene
PP	Polypropylene
PP/GF	Polypropylene, fibre-glass reinforced
PS	Polystyrene
PVC	Polyvinylchloride
ZELL PE	Cellular polyethylene



Numeric directory

GTIN	Item no.	Page	GTIN	Item no.	Page	GTIN	Item no.	Page	GTIN	Item no.	Page	GTIN	Item no.	Page
5694540	6062068 price/m	95	5701279	6117407 /pc.	275	7256227	6120125	271	5729822	7400352 /pc.	43	5862109	7403881 /pc.	109
5694571	6062114	95	6214037	6117408	275	7256272	6120127	271	5729839	7400353	43	5862116	7403883	109
5694588	6062122	95	6164813	6117410	274	7256371	6120131	271	5729846	7400354	46	5862130	7403890	107
			6164820	6117411	274	7256449	6120133	271	5729853	7400355	46	5862123	7403895	110
			6164851	6117412	274				5729884	7400358	44			
5694724	6067970 /pc.	94	6117550	6117414	275	6049073	6120292 /pc.	270	5729891	7400359	47	6332038	7404372	215
			5701286	6117415	275	6049141	6120294	270	5431220	7400455	34	6332045	7404376	215
5898375	6104658	288	6215652	6117416	275	6049196	6120296	270	5431251	7400459	34	6633937	7404380	216
5898436	6104661	288	6133833	6117420	274	6049240	6120302	272	5431268	7400463	34	6633944	7404382	216
5898443	6104664	288	6133840	6117421	274	6049257	6120304	272	5431275	7400467	34			
5898481	6104670	288	6133857	6117422	274	6049264	6120306	272	5431282	7400471	34	5759614	7404388	48
5898498	6104673	288				6333578	6120782	274	5431398	7400505	35	5759645	7404392	48
5898504	6104676	288	5696896	6119202	281	6602889	6120797	274				5759652	7404394	49
5898597	6104706	293	5696902	6119204	281	6570805	6120920	276	5431404	7400509 /pc.	35	5759669	7404396	49
5898627	6104718	294	5696940	6119206	281	6570812	6120922	276	5431435	7400513	35	5759690	7404398	50
5898641	6104724	294	5696957	6119208	282	6570829	6120924	276	5431442	7400517	35			
5898719	6104752	292	5696964	6119210	282	6570836	6120926	276	5431503	7400533	35	5674436	7405037	130
5898726	6104757	292	5696971	6119212	282	6570843	6120928	276	5431565	7400549	36	5674443	7405039	130
5898733	6104760	292	5696988	6119214	280	6570850	6120930	276	6533770	7400558	36	5674450	7405047	142
5898740	6104766	292	5696995	6119216	280	6570867	6120932	276	5431572	7400573	36	5674467	7405049	142
5898757	6104769	292	5697008	6119218	280	6570874	6120934	276	5431589	7400577	36	6460496	7405077	126
5898764	6104772	292	5697015	6119220	283	6570881	6120936	276	5090304	7400620	20	6460502	7405079	126
5899013	6104826	293	5697022	6119222	283	6570898	6120938	277	5090335	7400624	21	6459582	7405082	243
5899020	6104829	293	5697039	6119224	283	6570911	6120940	277	5090342	7400628	22	6460540	7405083	129
5899044	6104832	293	5697046	6119226	283	6570928	6120942	277	5090359	7400632	20	6459599	7405084	243
5899082	6104838	293	5697053	6119228	283	6570935	6120950	277	5090366	7400636	21	6460557	7405085	129
5899105	6104841	293	5697060	6119230	283	6570942	6120952	277	5090397	7400640	22	6459605	7405086	244
5899150	6104844	293	5697077	6119232	282	6570959	6120954	277	5090403	7400644	20	6459643	7405088	244
5899648	6104922	284	5697084	6119234	282	6570966	6120960	278	5090410	7400648	21	5102113	7405100	119
5899709	6104925	284	5697121	6119236	282	6571000	6120962	278	5090427	7400652	22	5102120	7405104	119
5899754	6104928	284	5697138	6119238	281	6571017	6120964	278	5090458	7400656	20	5102168	7405108	120
5899808	6104934	284	5697145	6119240	281	6571024	6120966	278	5090465	7400660	21	5102182	7405116	118
5899853	6104937	284	5697183	6119242	281	6571031	6120968	278	5090472	7400664	22	5102229	7405120	118
5899884	6104940	284	5697190	6119244	282	6571048	6120970	278	5090847	7400784	37	5890645	7405145	123
5899921	6104946	288	5697206	6119246	282	6571055	6120980	277	5090878	7400788	37	5890676	7405146	124
5900238	6104994	289	5697244	6119248	282	6571062	6120982	277	5432845	7400960	23	6028726	7405191	144
5900245	6104997	289	5697251	6119250	281	6571079	6120984	277	5432883	7400962	23	6028733	7405299	144
			5697268	6119252	281				5432890	7400964	23	5883616	7405321	125
5900283	6105000	289	5697305	6119254	281	6555543	6288635	261	5432906	7400966	23	5883623	7405322	125
5900290	6105006	289	5697312	6119256	283	5149101	6288704	210	5432944	7400968	23	6028740	7405371	145
5900306	6105009	289	5697329	6119258	283				5432951	7400970	23	5103684	7405436	139
5900337	6105012	289	5697374	6119260	283	6874590	7368280		5432968	7400972	23	5103721	7405440	139
5900542	6105066	289	5887430	6119292	280	6874606	7368282		5433002	7400974	23	5103783	7405452	140
5900559	6105069	289	5887447	6119294	280	6874613	7368284		5433019	7400976	23	5103790	7405456	140
5900566	6105072	289	5887454	6119296	280	6874620	7368286		5433026	7400980	23	5840718	7405465	141
5900573	6105078	290	5888024	6119298	280	6874637	7368288					5840725	7405466	141
5900580	6105081	290	5887492	6119300	280	6874644	7368290		6539000	7401404	204	5104261	7405544	145
5900597	6105084	290	5887508	6119302	280	6874651	7368292		6539017	7401406	204	6581634	7405743	146
5899204	6105138	290				6874668	7368294		6539024	7401408	205	5866985	7405746	146
5899228	6105141	290	6049134	6120001	273	6692446	7368324	221	6539031	7401410	205	5866992	7405750	146
5899259	6105144	290	6049127	6120003	273	6692453	7368326	221	6539048	7401412	204	5867005	7405754	146
5899273	6105150	290	6049189	6120005	273	6692484	7368340	222	6539055	7401414	205			
5899457	6105153	290	6046966	6120008	269	6692491	7368342	223	6539062	7401416	205	5891185	7405814	108
5899464	6105156	290	6046973	6120010	269	6692507	7368344	222		price/m		5891215	7405815	108
5899693	6105186	291	6047024	6120012	269	6692514	7368348	223	5093831	7401968	95	5891222	7405816	108
5899730	6105189	291	6047031	6120014	269	6975440	7368409	225	5093879	7401976	95	5891239	7405817	108
5899747	6105192	291	6047086	6120016	269	6692521	7368418	223	5093886	7401980	97	5891246	7405818	108
5899761	6105198	291	6047093	6120018	269	6692538	7368470	224	5093893	7401984	95	5891253	7405819	108
5899815	6105201	291	6047109	6120022	269	6692545	7368472	224	5093909	7401988	97			
5899822	6105204	291	6047130	6120024	269	6692552	7368474	224	5093930	7401992	97			
5899860	6105210	291	6047147	6120026	269	6692569	7368476	224	5093947	7401996	97	5983231	7407073	208
5900115	6105234	294	6047154	6120028	269	6692590	7368478	224				5983248	7407074	208
5900177	6105237	294	6047208	6120030	269				5093992	7402000	97	5983255	7407075	208
5900184	6105240	294	6047222	6120032	269	6020652	7368593	208	5094005	7402004	97	5110453	7407080	97
6164752	6105282	292	6047260	6120042	269				5094012	7402008	97	5110521	7407096	132
6164769	6105284	292	6047277	6120044	269					price/m		5983286	7407098	208
6164790	6105286	292	6047321	6120046	269	5089254	7400300	14	5096351	7402968	94	5983262	7407107	208
6594603	6105300	273	6047345	6120048	269	5089261	7400304	16				5983279	7407109	208
6594641	6105302	273	6047383	6120050	269	5089278	7400308	18		price/m		5989080	7407110	208
6594665	6105304	273	6047390	6120052	269	5089285	7400312	14	5845942	7403811	106			
			7255572	6120073	271	5089315	7400316	16	5845935	7403816	104	5703556	7407552	146
5438113	6117198	265	7255565	6120075	271	5089322	7400320	18	5862079	7403818	105	5891161	7407559	147
6235155	6117325	286	7255589	6120077	271	5089339	7400324	15		price/m		5891178	7407561	147
6235216	6117329	286	7255633	6120079	271	5089346	7400328	17	5699569	7403820	107			
6235278	6117337	286	7255688	6120081	271	5089377	7400332	19	5845973	7403826	106	5112440	7407584	259
6235339	6117341	287	7255732	6120083	271	5089384	7400336	15	5845980	7403831	106	5112457	7407588	259
5402428	6117343	286	7255787	6120103	271									

Numeric directory

GTIN	Item no.	Page	GTIN	Item no.	Page	GTIN	Item no.	Page	GTIN	Item no.	Page	GTIN	Item no.	Page
5872597	7407843	227	5868088	7409066	176	5431633	7410034	25	5243816	7424280	96	5245216	7424920	88
6481866	7407851	259	5868125	7409068	176	5475545	7410035	28	5243823	7424282	96	5245223	7424922	89
5116578	7408610	209	5868132	7409072	200	5431640	7410043	24	5243830	7424284	96	5245230	7424924	90
5116585	7408614	209	5868149	7409074	200	5776390	7410045	27	5243847	7424286	96	5245247	7424926	93
5116615	7408618	209	5868194	7409084	170	5431671	7410047	26	5243878	7424288	96	5245254	7424940	96
5116639	7408626	209	5868200	7409088	165	5776574	7410048	28	5243885	7424300	95	5245261	7424942	96
5116646	7408630	100	5868248	7409090	165	5431688	7410052	25	5243892	7424302	95	5246428	7424944	96
5116677	7408634	100	5868255	7409092	203	5431695	7410056	26	5243908	7424304	95	5245278	7424960	96
5116684	7408638	210	5868262	7409094	201	5678724	7410060	31	5243939	7424306	95	5245285	7424962	96
5116691	7408642	210	5868316	7409104	171	5678762	7410062	31	5243946	7424308	95	5245292	7424964	96
5116707	7408646	209	5868361	7409110	166	5678779	7410064	32	5243953	7424320	84	5245308	7424980	96
5116745	7408650	258	5868378	7409112	202	5432753	7410540	189	5243960	7424322	85	5245315	7424982	96
5674498	7408670	260	5868385	7409114	202	5432760	7410544	189	5243991	7424324	86	5245322	7424984	96
5674504	7408672	260	5868439	7409124	172	5432777	7410552	189	5244004	7424326	87	5245339	7424990	94
5674511	7408680	260	5868446	7409128	168	5432784	7410556	190	5244011	7424340	84	5245346	7424992	94
5674528	7408682	261	5868484	7409130	168		price/pac		5244028	7424342	85			
5693468	7408701	261	5868491	7409132	187	6540914	7410581	206	5244059	7424344	86			
5693482	7408705	261	5868507	7409134	185	6540921	7410583	206	5244066	7424346	87	5253679	7425900	38
6435272	7408721	255	5868545	7409138	184	6540938	7410585	206	5244073	7424360	94	5253686	7425902	39
6435289	7408723	255	5868552	7409140	182	6540945	7410587	206	5244080	7424362	94			
6435258	7408725	255	5867104	7409202	161	6540952	7410589	206	5244110	7424364	94			
6435265	7408727	255	5867111	7409204	159					price/m		5253723	7425910	38
6435296	7408743	256	5867128	7409208	154				5244127	7424400	70	5253730	7425912	39
6435302	7408745	256	5867166	7409210	154	5651291	7423950	97	5244134	7424402	70	5817628	7425920	38
6435319	7408751	256	5867173	7409212	162	5651307	7423952	97	5244141	7424404	70	5816072	7425925	39
6435326	7408753	257	5867180	7409214	160	5651314	7423954	97	5244172	7424406	70	5817635	7425935	38
6435333	7408761	257	5867227	7409218	155	5651338	7423956	97	5244189	7424408	70	5817642	7425940	40
6435340	7408763	257	5867234	7409220	155	5651345	7423958	97	5244196	7424420	71	5434757	7425970	98
6435357	7408771	256	5867241	7409222	180	5651352	7423960	97	5244203	7424422	71	5434764	7425972	98
6435364	7408773	256	5867258	7409224	178	5651359	7423962	97	5244232	7424424	71	5434795	7425974	98
6435371	7408781	257	5867265	7409228	175	5651369	7423964	97	5244240	7424426	71			
6435388	7408783	258	5867272	7409230	175	5651406	7423966	97	5244257	7424428	71	6975457	7427097	226
6435395	7408785	257	5867289	7409232	181	5651413	7423968	97	5244264	7424440	72			
6483969	7408789	258	5867296	7409234	180	5651420	7423970	98	5244295	7424442	72	5916383	7427200	229
6435401	7408794	258	5867302	7409238	177	5651581	7423972	98	5244301	7424444	72	5916420	7427204	233
6435418	7408796	258	5867333	7409240	177	5651451	7423974	98	5244318	7424446	72	5916482	7427216	230
6460670	7408802	248	5867364	7409254	170	5651468	7423976	98	5244335	7424458	72	5916628	7427248	229
6460687	7408804	248	5867395	7409258	165	5651475	7423978	98	5244356	7424460	73	5916628	7427300	231
6460724	7408806	248	5867401	7409260	165	5651482	7423980	98	5244363	7424462	73	5916727	7427304	234
6460731	7408808	248	5867456	7409264	171	5651512	7423982	98	5244370	7424464	73	5916734	7427308	232
6460748	7408810	248	5867487	7409270	166	5651529	7423984	98	5244424	7424480	74	5916789	7427324	231
6460601	7408832	247	5867579	7409274	172	5651536	7423986	98	5244431	7424482	74	5916888	7427410	122
6460663	7408838	247	5867586	7409278	168	5651543	7423988	98	5244448	7424484	74	5916901	7427420	128
6689750	7408847	238	5867609	7409280	168				5244455	7424486	74	5916925	7427430	123
6689767	7408849	238	5867630	7409282	188				5244462	7424488	74	5916963	7427432	128
			5867678	7409288	183	5242925	7424000	57	5244479	7424500	75	5919308	7427440	233
6459278	7408850	237	5867685	7409290	183	5242932	7424002	57	5244486	7424502	75	5919315	7427444	233
6459285	7408852	237	5867685	7409290	183	5242949	7424004	57	5244493	7424504	75			
6459292	7408854	237	5869023	7409362	155	5242987	7424006	57	5244509	7424506	75	5479451	7428062	44
6459315	7408856	237	5869030	7409364	155	5242994	7424008	57	5244516	7424508	75	5858270	7428140	212
6689774	7408857	240	5869047	7409368	156	5243007	7424010	58	5244567	7424600	76	5858287	7428141	212
6689781	7408859	240	5869085	7409370	156	5243045	7424022	58	5244684	7424602	76	5858294	7428142	212
			5869092	7409372	176	5243052	7424024	58	5244714	7424620	77	6515134	7428325	52
			5869108	7409374	176	5243069	7424026	58	5244721	7424622	77	5762140	7428336	50
6458981	7408860	239	5869146	7409378	177	5243106	7424028	58	5244752	7424624	78	5298748	7428340	40
6459049	7408862	239	5869153	7409380	177	5243113	7424040	59	5244783	7424682	79	5298786	7428342	39
6459063	7408864	239	5869160	7409382	197	5243120	7424042	59	5244868	7424720	80	6459483	7428526	246
6459124	7408866	239	5869160	7409382	197	5243120	7424042	59	5244868	7424720	80	5916983	7428531	131
6689804	7408869	242	5869207	7409384	197	5243168	7424044	59	5244899	7424722	80	6436132	7428533	131
			5869221	7409390	198	5243175	7424046	59	5244905	7424724	80	5916984	7428538	132
			5869221	7409390	198	5243182	7424048	59	5244912	7424740	81	5916984	7428538	132
6460786	7408870	241	5869221	7409390	198	5243182	7424048	59	5244912	7424740	81	6436125	7428540	131
6460793	7408872	241	5869450	7409422	164	5243229	7424060	60	5244929	7424742	81	5415541	7428541	132
6460809	7408874	241	5869467	7409424	164	5243236	7424062	60	5244950	7424744	81	5415558	7428544	189
6460830	7408876	241	5869511	7409428	167	5243243	7424064	60	5245018	7424780	82			
			5869528	7409430	169	5243274	7424066	60	5245025	7424782	82	6086641	7429580	120
			5869566	7409432	169	5243281	7424068	60	5245032	7424784	82	6086665	7429584	121
5867340	7409002	161	5869573	7409442	182	5243458	7424120	61	5245049	7424800	83	6086672	7429588	124
5867425	7409004	159	5869580	7409444	182	5243465	7424122	61	5245070	7424802	83	6086689	7429592	127
5867463	7409008	197	5869596	7409462	200	5243519	7424140	62	5245087	7424804	83	6475551	7429665	134

OBO Bettermann OÜ
Läike tee 20
75312 Rae vald
Estonia
Tel.: +372 6519870
E.mail: obo@obo.ee
Web: www.obo.ee

OBO Bettermann SIA
Piedrujas iela 7c
LV-1073 Riga
Latvia
Tel.: +371 67802050
E.mail: obo@obo.lv
Web: www.obo.lv

OBO Bettermann UAB
Jankiškių g. 52
02300 Vilnius
Lithuania
Tel.: +370 52375912
E.mail: obo@obo.lt
Web: www.obo.lt

Building Connections

